



Casters and Wheels

Better Mobility. Better Life.



Easy ordering

How to get rolling:

1. Conveniently find what you are looking for: with index, photo index, or online at www.tente.us

2. Order USA:

by phone: 260.357.0888

Toll Free: 888.276.3386 by

fax: 260.357.0889

by e-mail: sales@bandcip.com



TENTE Institutional

Classy on the designer chair, indestructible on the shopping trolley and easy maneuverable on the inflight trolley – our casters can be found everywhere where people move around. Robust, durable and attractive.



TENTE Industrial

Created for permanent use on transport equipment and waste disposal containers. With sophisticated technology, long-lasting quality, and guaranteed to cope with dust, damp or uneven floors.



TENTE Medical

As the world's market leader in central locking bed casters, our high quality products provide indispensable services – leading manufacturers of hospital and care beds have been appreciating this for many years.



TENTE Heavy Duty

Completely reliable due to precise design and extremely high load capacity – when goods weighing tons need moving, the products in our heavy duty “special unit” will do the job.



Quick to the caster

Picture index	6
Product index	8
Order code	12
CAD service	16

Around TENTE

TENTE Worldwide	18
About TENTE Casters, Inc.	20
Range of services	22
Innovation	24
Infinite mobility	26

Know-how

Material and properties	30
Important selection criteria	32
Chemical resistance	34
Wheel bearings	36
Swivel bearings	38
Fittings	40
Mounting plates	42

Contact

Addresses	298
-----------	-----

Our casters



Institutional	44
Furniture casters	46
Design casters	63
Apparatus casters	122
Casters for inflight trolleys	163
Shopping trolley casters	165
Stainless steel casters	170
Wheels	183
Accessories	189



Medical	194
Hospital bed casters	196
Care bed casters	207
Casters for medical devices	216
Accessories	221



Industrial	224
Industrial casters	226
Casters with central lock	263
Stainless steel casters	268
Heat resisting casters	277
Wheels	279



Special solutions	294
Product user information	296

Picture index

46-62 Furniture casters



Institutional

63-121 Design casters



Shopping trolley casters



170-182 Stainless steel casters



207-215 Care bed casters



216-220 Casters for medical devices




226-262 Industrial casters
242-244 Noise reducing casters



Industrial

279-291 Wheels



Also available from TENTE. Call for details. Tel.: 888.276.3386 or
by e-mail: sales@bandcip.com




Heavy Duty

122-162 Apparatus casters



163-164 Casters for inflight trolleys



183-188 Wheels



196-206 Hospital bed casters



Medical

263-267 Casters with central lock



268-276 Stainless steel casters



277-278 Heat resisting casters



165-169



292-295



Individual components and special solutions

Product index casters

Series				Wheel			
3	4	7	0	U	O	T	125
Material	Shape of fork	Swivel bearings	Caster type	Wheel body	Tread	Bearing	Wheel diameter in mm

Series	Wheel	Load capacity	Catalog page
1470	Ø 50-100 mm	40-75 kg	122-125
1475	Ø 50 mm	40 kg	122-125
1477	Ø 75-100 mm	40-75 kg	122-125
1670	Ø 100-125 mm	70-80 kg	126-127
1677	Ø 100-125 mm	80 kg	126-127
1940	Ø 100 mm	100 kg	208-209
1944	Ø 100 mm	100 kg	208-209
1946	Ø 100 mm	100 kg	208-209
2040	Ø 125-200 mm	150 kg	202-203
2044	Ø 125-200 mm	150 kg	202-203
2046	Ø 125-200 mm	150 kg	202-203
2440	Ø 125-200 mm	100-150 kg	152,205
2441	Ø 150-200 mm	100-150 kg	154
2444	Ø 125-200 mm	100-150 kg	206
2446	Ø 125-200 mm	100-150 kg	206
2447	Ø 125-200 mm	100-150 kg	153
2470	Ø 50-150 mm	40-100 kg	128-136,138-151
2471	Ø 100-150 mm	80-100 kg	137,139,142,144,147,149
2474	Ø 100-150 mm	80-100 kg	212-215
2475	Ø 50 mm	40-50 kg	132-135
2476	Ø 100-150 mm	80-100 kg	212-215
2477	Ø 75-150 mm	75-100 kg	135,137-151
2478	Ø 50-150 mm	40-100 kg	132,134,136,142,147
2845	Ø 125 mm	80 kg	166
2875	Ø 125 mm	80-100 kg	165,167
2940	Ø 100-150 mm	125-150 kg	200-201
2944	Ø 100-150 mm	125-150 kg	200-201
2946	Ø 100-150 mm	125-150 kg	200-201
2970	Ø 50-75 mm	60-100 kg	155-162

Series	Wheel-Ø	Load capacity	Catalog page
2975	Ø 50 mm	60-70 kg	155-160
2976	Ø 75 mm	100 kg	163
2977	Ø 75 mm	100 kg	157-158,160-162
3360	Ø 80-125 mm	100-150 kg	227-228
3370	Ø 80-200 mm	70-160 kg	229-232
3377	Ø 80-200 mm	70-160 kg	229-232
3430	Ø 58-65 mm	100-120 kg	226
3438	Ø 65 mm	120 kg	226
3470	Ø 80-200 mm	70-400 kg	233-264
3471	Ø 125 mm	250 kg	266
3472	Ø 160-200 mm	135-205 kg	261-262
3476	Ø 160-200 mm	205-300 kg	263-264,267
3477	Ø 80-200 mm	70-400 kg	229-237,239-259
3478	Ø 80-200 mm	70-400 kg	227,229-233,235-247, 250-255,258-260,267
3479	Ø 125 mm	250 kg	266
3480	Ø 260 mm	150 kg	260
3488	Ø 260 mm	150 kg	260
3499	Ø 160-200 mm	300-350 kg	265
3875	Ø 160 mm	160 kg	168-169
3940	Ø 125-150 mm	125-250 kg	218-219
3944	Ø 125-150 mm	125-250 kg	218-219
3946	Ø 125-150 mm	125-250 kg	218-219
5020	Ø 50-100 mm	30-70 kg	58-59
5025	Ø 50-100 mm	30-70 kg	58-59
5070	Ø 100-125 mm	100 kg	88,89,91,93,94,96
5071	Ø 100-125 mm	100 kg	88,90,92,93,95,97
5077	Ø 100-125 mm	100 kg	88,90,92,93,95,97
5080	Ø 100-125 mm	100 kg	98,99,101,103,104,105,107

Series	Wheel-Ø	Load capacity	Catalog page	Series	Wheel-Ø	Load capacity	Catalog page
5081	Ø 100-125 mm	100 kg	98,100,102,104,106,108	5945	Ø 75-100 mm	90-100 kg	121
5085	Ø 100-125 mm	100 kg	99,101,105,107	5946	Ø 125-150 mm	150 kg	196-199,216-217
5087	Ø 100-125 mm	100 kg	98,100,102,103,104,106,108	5947	Ø 100-125 mm	100-110 kg	109,111,113,115,117,119
5088	Ø 100-125 mm	100 kg	99,101,105,107	594C	Ø 125 mm	110 kg	110,112,114,116,118,120
5095	Ø 100-125 mm	100 kg	89,91,94,96	5976	Ø 75 mm	110 kg	164
5098	Ø 100-125 mm	100 kg	89,91,94,96	5979	Ø 75 mm	100 kg	207
5320	Ø 75-125 mm	75-100 kg	63-68,82-87	5980	Ø 150 mm	200 kg	220
5321	Ø 100-125 mm	100 kg	82-83,85-86	5984	Ø 150 mm	200 kg	220
5325	Ø 75 mm	75 kg	63-68	5986	Ø 150 mm	200 kg	220
5327	Ø 100-125 mm	100 kg	82-87	7040	Ø 150 mm	150 kg	204
5328	Ø 100-125 mm	100 kg	82-83,85-86	7044	Ø 150 mm	150 kg	204
5370	Ø 100-150 mm	80-100 kg	69-74	7046	Ø 150 mm	150 kg	204
5371	Ø 100-150 mm	80-100 kg	69-74	7470	Ø 50-150 mm	50-100 kg	170-182
5377	Ø 100-150 mm	80-100 kg	69-74	7475	Ø 50 mm	50 kg	170-173
5380	Ø 100-150 mm	80-100 kg	75-81	7477	Ø 75-150 mm	75-100 kg	174-182
5381	Ø 100-150 mm	80-100 kg	75-81	7478	Ø 100-125 mm	80-100 kg	174,176,178,180
5387	Ø 100-150 mm	80-100 kg	75-81	8470	Ø 80-200 mm	80-500 kg	269-278
5440	Ø 100-125 mm	80-100 kg	210-211	8476	Ø 160-200 mm	250-300 kg	269
5444	Ø 100-125 mm	80-100 kg	210-211	8477	Ø 80-200 mm	100-500 kg	269-276
5446	Ø 100-125 mm	80-100 kg	210-211	8478	Ø 80-200 mm	80-500 kg	269, 271, 273, 275, 277, 278
5520	Ø 50-75 mm	40-100 kg	48-49,56-57	8499	Ø 160-200 mm	300-350 kg	268
5525	Ø 50-75 mm	40-100 kg	46,47,50-55,60,61	A020	Ø 50-80 mm	30-40 kg	58-59
5920	Ø 35-100 mm	40-100 kg	46,47,50-55,60,61	A025	Ø 50-80 mm	30-40 kg	58-59
5925	Ø 35-100 mm	40-100 kg	46-55,60-61	A920	Ø 75 mm	60-70 kg	60
592D	Ø 75-100 mm	80-100 kg	62	A925	Ø 75 mm	60-70 kg	60
5940	Ø 75-150 mm	90-150 kg	109,111,113,115,117,119, 121,196-199,216,217				
5941	Ø 100-125 mm	100-110 kg	110,111,113,116,117,119				
5944	Ø 125-150 mm	150 kg	196-199,216-217				

Product index wheels

Wheel			
U	O	T	125
Wheel body	Tread	Bearing	Wheel diameter in mm

Series	Wheel-Ø	Load capacity	Catalog page
BOG	Ø 100 mm	125 kg	288
DIK	Ø 50-150 mm	40-100 kg	187
DIP	Ø 200 mm	100 kg	187
DIR	Ø 100-200 mm	70-205 kg	279
DPP	Ø 400 mm	200 kg	291
DPR	Ø 200-400 mm	75-200 kg	290
DQP	Ø 260-400 mm	150-200 kg	291
DQR	Ø 260-400 mm	150-200 kg	290
DYK	Ø 50-125 mm	40-100 kg	187
DYP	Ø 200 mm	100 kg	187
DYR	Ø 100-200 mm	70-205 kg	279
HUR	Ø 100-125 mm	160-200 kg	287
IDG	Ø 100 mm	80 kg	288
IEP	Ø 100 mm	200 kg	286
IOG	Ø 100 mm	125 kg	288
ITP	Ø 100-125 mm	300-420 kg	286
JFC	Ø 125-150 mm	150 kg	187
JYC	Ø 125-150 mm	150 kg	187
PJC	Ø 75-150 mm	75-100 kg	185
PJE	Ø 75 mm	50 kg	185
PJI	Ø 50 mm	50 kg	184
PJO	Ø 50-150 mm	50-100 kg	184, 283
PJP	Ø 75-200 mm	70-100 kg	185, 283
PJR	Ø 100-200 mm	80-160 kg	185, 283
POI	Ø 38-50 mm	35 kg	183
POO	Ø 65-125 mm	50-200 kg	183, 284
POR	Ø 80-125 mm	125-200 kg	284
POS	Ø 100-125 mm	160-200 kg	287
PPR	Ø 200-400 mm	75-200 kg	289

Series	Wheel-Ø	Load capacity	Catalog page
PQR	Ø 260-400 mm	150-200 kg	289
QOP	Ø 75 mm	40 kg	186
UAD	Ø 80-200 mm	100-500 kg	280
UAI	Ø 50 mm	50 kg	183
UAK	Ø 50 mm	50 kg	183
UAO	Ø 50 mm	50 kg	183
UAP	Ø 50-200 mm	40-500 kg	186, 280
UAR	Ø 80-200 mm	100-500 kg	188, 280
UEP	Ø 100-200 mm	160-400 kg	281
UER	Ø 100-200 mm	160-400 kg	281
UFP	Ø 100-200 mm	160-400 kg	282
UFR	Ø 100-200 mm	160-400 kg	281-282
UFX	Ø 100-200 mm	160-400 kg	282
UOO	Ø 50-200 mm	55-800 kg	183,285
UOP	Ø 100-200 mm	250-900 kg	285
UOR	Ø 80-200 mm	200-400 kg	285
UOT	Ø 100-125 mm	250-300 kg	287
UVH	Ø 80 mm	100 kg	279
WOG	Ø 75 mm	50 kg	184
XSC	Ø 100-150 mm	150-160 kg	186
XSP	Ø 100-200 mm	150-160 kg	186
YGO	Ø 50-125 mm	50-100 kg	184



Perfected system

Efficiently searched and quickly found

To simplify the selection and order process, we developed a system that defines all product characteristics.

The order number explained.

The simple and logically organized structure of the TENTE order number system allows for quick identification of every caster.

The order number consists of three sections, in which all components of the caster are defined.

Housing				Wheel				Fitting	
3	4	7	0	U	O	T	125	P62	- 105×85
Material	Shape of fork	Swivel bearings	Caster type	Wheel body	Tread	Bearing	Wheel diameter in mm	Fitting type	Fitting dimensions in mm

Example:

3470 UOT 125 P62-105x85

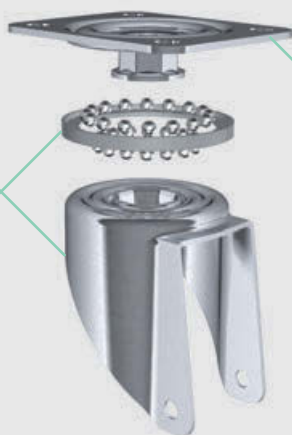


Housing

- 3** Housing: pressed steel, heavy
- 4** Shape of fork: broad
- 7** Swivel bearing: two ball races
- 0** Caster type: Swivel caster

Fitting


- P 62** Fitting type: rectangular plate
- 105x85** Fitting dimensions: 105x85 mm



Wheel

- U** Wheel body: Polyamide
- O** Tread: identical to wheel body
- T** Bearing: precision ball bearing, noise reducing

- 125** Wheel diameter: 125 mm



Updated data

Your key to the order number

Housing

Material	Shape of fork	Swivel bearings	Caster type
0 Wire and other profiles made of metal	0 closed	0 fixed stem	0 Swivel caster
1 steel, light	1 angular	1 one ball race, edged	1 directional lock
2 steel, medium	2 straight	2 stem, swiveling	2 total lock, head end of caster
3 steel, heavy	3 slim	3 one ball race	3 intermittend (LA) brake
4 steel, very heavy	4 broad	4 precision ball bearing	4 central, total- or directional lock
5 Polyamide	5 Twin wheel caster, closed, with dome	5 deep-groove ball thrust and tapered roller bearings	5 Wheel brake
6 zinc-die-casting / Alu	6 broad, reinforced	6 double ball bearing swivel head, weld inside	6 central-, total lock
7 stainless steel for institutional casters	7 with spring	7 two ball races	7 total lock, tail end of caster
8 stainless steel for industrial casters	8 special feature	8 two ball races, reinforced or for design casters all metal parts, stainless	8 Fixed caster
9 cast iron, or iron forged, heavy	9 Twin wheel caster	9 open for fixed casters	9 special feature
A Polypropylene	A Twin wheel caster, closed	A	A
B Polyacetal	B	B	B Swivel caster with total lock and spring loaded directional lock
C	C	C	C Combined lock
D	D	D	D Dead man lock
S	S	S	S Swivel caster with spring loaded directional lock

Wheel

Wheel body	Tread	Bearing
A	A PUR Polyurethane, injected	A plain hub
B heat resistant duroplastic, one ball race, edged	B PVC, injected	B bore hole with keyway
C Polyurethane casted	C PUR, poured HITEC	C precision ball bearing, stainless
D pressed steel	D shock absorbing, heat resistant	D roller bearing, stainless
E steel, iron	E elastic tire, black, vulcanized	E cone ball bearing, stainless
F cast iron	F non-marking elastic tire, vulcanized	F flange wheel
G asymmetric wheel	G electric conductive injected rubber	G self-lubricating bushing
H shock-absorbing wheel body (hybrid)	H antistatic	H plain bearing with threadguards
I Aluminum	I solid rubber non-marking	I plain bearing without threadguards and spacer
J zinc-die-cast	J injected rubber	J roller bearing with threadguards
K	K PP-soft	K cone ball bearing
L wood	L solid rubber tire, yellow-line	L roller bearing with metal bushing
M Polyamide PA, extra heavy duty	M double flanged with tracks	M plain bearing, stainless
N Stainless steel / Nirosta	N PU, foamed	N end wheel
O	O identical to wheel body	O plain bearing, without threadguards
P Polypropylene PP	P pneumatic, line profile	P precision ball bearing
Q Polyurethane injected	Q pneumatic, patterned profile	Q tapered bearing
R	R	R roller bearing without metal bushing and threadguards
S steel, heavy	S PUR injected, electric-conductive	S roller bearing, noise reduced
T Polyamide PA, heavy duty	T PUR casted	T precision ball bearing, noise reduced
U Polyamide PA	U Polyamide	U plain bearing with synthetic spacer
V solid rubber	V solid rubber, black	V
W heat resistant, thermoplastic synthetic	W hard-soft rubber	W
X Polyamide PA, electric conductive	X tires for waste disposal systems	X precision ball bearing, sealed
Y Polypropylene PP, electric conductive	Y solid rubber, black, electric conductive	Y precision ball bearing RS or 2 RS
Z flanged wheel	Z	Z bore, blank

Fitting

Wheel diameter

The size refers to the wheel diameter (mm) and has to be written in three digits (i.e. 050). Wheels as end-product, without housing, have an additional number, standing for the tread width.

Fitting type

Main group

Sub group

R to be fitted into vertical tube ends or blind holes	R 03	rubber expander (round)	R 26	stem for central locking caster, brake limitation
	R 05	solid stem(round)	R 36	stem for central locking caster, brake limitation, short
	R 06	synthetic expander, short (round)	R 40	plastic socket (square)
	R 07	plastic expanders (round)	R 43	rubber expander (square)
	R 08	reducing bush (round)	R 46	synthetic expander, short (square)
	R 09	knurled bolt	R 47	plastic expander (square)
	R 10	stem, threaded for furniture casters	R 48	reducing bush (square)
	R 15	solid stem(square)	R 50	plastic socket, round circlip outside (round)
	R 20	plastic sockets (round)	R 75	solid plug, screwed (round)
	R 21	zinc-die-cast sockets	R 85	solid plug, screwed (square)
P to be fitted with screws (plates)	P 10	stem with U-shaped plate, for furniture casters	P 62	rectangular plate according EN-R 42, 105x85 mm
	P 11	stem with L-shaped plate, for furniture casters	P 63	rectangular plate according EN-R 43, 137x105 mm
	P 30	bolt hole	P 64	rectangular plate according EN-R 44, 175x140 mm
	P 31	bolt hole, inner ballrace reinforced	P 65	rectangular plate according EN-R 45, 200x160 mm
	P 40	square plate 60 x 60 mm	P 66	rectangular plate according EN-R 46, 250x200 mm
	P 41	square plate - special (e.g. 55 x 55 mm)	P 67	plate with central locking
	P 50	rectangular plate 77x67 mm	P 68	rectangular plate 270x250 mm
	P 51	rectangular plate 95/90x70, standard 75x50 mm	P 69	plate 137x105 for central locking caster, cam actuation
	P 52	rectangular plate 95/90x70, US-bolt hole spacing	P 70	plate 105x85 for central locking caster, cam actuation
	P 53	rectangular plate 55x70 mm	P 72	vertical flange
	P 54	rectangular plate 55x70 mm, with brake elements	P 73	triangular plate
	P 60	rectangular plate - special (e.g. 120x80 mm)	P 74	vertical square plate
	P 61	rectangular plate according EN-R 41, 75x60 mm	P 80	round plate
	S to be fitted with screws or threaded bolts	S 10	threaded stem, for profile acc. to DIN 1998	S 62
S 50		socket head cap screw, loose fitted	S 63	hex screw, packed loose
S 51		socket head cap screw, loose fitted, inner ballrace reinforced	S 70	threaded stem with hexagon neck (top)
S 52		socket head cap screw, fixed	S 73	threaded stem with round neck (top), riveted
S 53		socket head cap screw, loose packed	S 74	threaded stem with hexagon neck (top), riveted
S 59		socket head cap screw, secured	S 75	threaded stem with round neck (top), fitted from bottom
S 60		hex screw, loose fitted	S 80	wood screw
S 61		hex screw, loose fitted, inner ballrace reinforced		
H for wood furniture	H 40	plastic socket		
B for incomplete fitting	B 07	metric screw / thread DIN 13 for R07	B 20	stem without circlip, with collar
	B 10	stem with circlip, with collar	B 21	stem without circlip, without collar
	B 11	stem with circlip, without collar	B 30	welded stem
L fittings to be mounted supplementary	L 50	with grip ring for B10 fitting	L 51	blind hole for B10 fitting

Dimensions

Dimensions are listed by length, width and diameter.

Quick to the caster

Complete service



In the blink of an eye

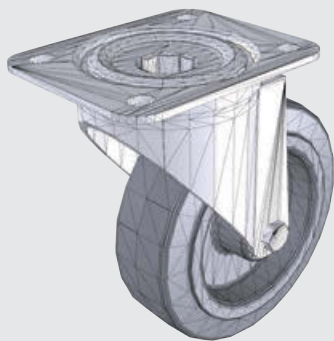
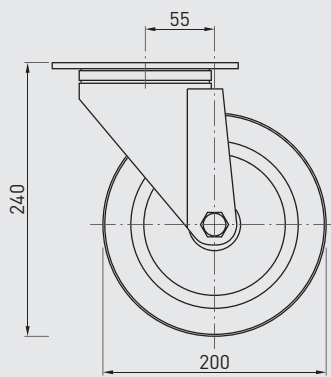
You are sure to find the perfect caster for your needs on our website www.tente.us. The optimal product catalog, and intuitive search options, make it easy to find what you need fast. Detailed information, technical data, and design drawings can also be viewed online. All in over 30 languages.

Convenient CAD service

The TENTE CAD service allows you to easily request design data for the majority of our product ranges in our online catalog. To do so, simply click the corresponding "CAD data" link on the product data sheet for your desired caster.

Subject to availability, you may be able to choose from the following formats.

- 3D Studio MAX
- Allplan 2008
- AutoCAD
- Aveva Marine (PDMS)
- Caddy++
- Cadkey CDL
- Catia
- CIP
- DWF
- DWG
- DXF
- HP ME 10
- HPGL
- I-DEAS
- IGES
- Intergraph EMS
- Inventor
- JT
- Mechanical Desktop
- Medusa
- MegaCAD
- Metafile
- Microstation (DGN)
- Parasolid
- PDF 3D
- PRO-Desktop
- Pro/E Wildfire
- SAT
- SolidEdge
- SolidWorks
- STEP
- STL
- SVG
- Think3
- U3D (universal 3d)
- Unigraphics NX
- VRML
- VX (Varimetrix)
- XGL



Around TENTE

Perfect caster distribution

The TENTE philosophy is: Better Mobility.
Better Life.

Our “roll-out” from the Wermelskirchen location to the entire world has been an ongoing process over decades. Today, TENTE is a successful corporate group operating worldwide with over 1,000 employees across all 5 continents. As an independent family business, we have continuously worked to develop the product range, our production techniques and facilities and have successfully promoted the company’s globalisation since its foundation in 1923.

Future prospects

We produce and develop within international markets while maintaining our expertise in specific customer requirements. Today our employees are designing the casters of tomorrow and, in doing so, leave nothing to chance. Well-thought-out design and planning, the selection of top quality, environmentally compatible materials and the latest manufacturing processes are implemented by motivated experts. We happily rise to the challenges our customers bring us with their ideas – now and in the future!





Our Purpose

Mobility is essential for our modern society and the individual. TENTE will contribute to improve people's lives and working conditions. We provide reliable casters, wheels and corresponding processes, systems and solutions. Better Mobility. Better Life.

Our Vision

We aim to be known around the world as the best source for quality casters, wheels and mobility solutions.

Around TENTE TENTE Casters, Inc.

About Us

TENTE Casters, Inc. is located in the fast growing Northern Kentucky area. Companies from around the world continue to settle in this area to benefit from the international airport and direct connection to interstates. The Greater Cincinnati area offers not only advantages for businesses, but also for its residents. Art and history museums, an aquarium showcasing many sea creatures, entertainment establishments, restaurants, attractions, libraries, colleges, universities and parks offer a wide variety of learning and cultural avenues.

TENTE started operations in 1923 and today's headquarter, TENTE International GmbH, is located in Cologne. Over the years the TENTE group expanded several times and grew into a leading caster manufacturer with locations around the world. This success is backed up by know how that has developed over decades and which TENTE uses to solve problems, innovative ideas, customer service and high quality products. Experienced designers and engineers continually work on new ideas. Better Mobility. Better Life.

TENTE Casters, Inc. was incorporated in the state of Kentucky, September 6, 1979, under the name of American Tente Casters, Inc. TENTE began its operation in a small office in Florence, Kentucky.

By 1982 the company relocated to its own factory with administration offices. Land was purchased on Cox Avenue in Erlanger, Kentucky, to build the factory. Within four years (1986) of moving to its new location, the first expansion was needed due to increased sales and success of the company. This expansion was completed by spring of 1987.

American Tente Casters, Inc. started to manufacture and assemble more and more products in the United States and the business continued to grow. This warranted a second expansion at the Cox Avenue facilities by 1989. American Tente Casters, Inc. changed its name to TENTE Casters, Inc. on January 1, 1989.

Business continued to grow and TENTE Casters, Inc. needed more space to fill customer orders. A new 44,000 sq. ft. facility was built in Hebron, Kentucky in 1991. Operations began in November 1991 and the official Grand Opening was held May 15, 1992.

A 24,000 square foot high-rise warehouse was added in May 1996 to accommodate increased production and warehousing needs, as well as the needs of our customers.





TENTE's product line continued to grow and plans for a new production and warehouse area became reality with the official ground breaking ceremony held on October 24, 2011. The 19,000 sq. ft. addition was completed in Spring 2012 and houses a separate production line, a twin wheel caster assembly machine, warehouse area and four additional injection-molding machines.

Bradford M. Hood, Managing Director of TENTE Casters, Inc. leads his team since 1993 under the mission „TENTE Casters, Inc. goal is to be the leading North American provider of innovative mobility solutions to the Institutional and Medical Markets. We create value for our customers by providing quality casters and reliable solutions using TENTE's innovative and flexible processes. Our technical support, sales experience, and manufacturing capabilities allow us to remain in front of our competitors to meet the individual needs of ALL our customers. We deliver exceptional value through innovation!“.

Today TENTE US has approx. 100 employees in Northern Kentucky. TENTE Casters, Inc. received ISO certification in 1996. Quality policies, adherence to policies, customer and supplier involvement are guided by ISO-9000 standards.

Issued: 10/16/13. TUS/Sabine Batsche

Around TENTE

Always pioneering

The TENTE range of services: convincing approach, outstanding results

As a cross-sector provider, we create various mobility systems: for every product, every requirement and always to the highest quality standards. We support our customers' new ideas with enthusiasm – from first sketch through to production and marketing. Safety and environmental protection are our top priorities throughout, therefore TENTE Germany is DIN EN ISO 9001:2008 and 14001:2009 certified. TENTE US is DIN EN ISO 9001:2008 certified. Experts in this sector also refer to us as the “hidden champions” of the hospital bed caster market segment*. A commendation that spurs us on for the next round...



* Prof. Hermann Simon:
„Hidden Champions –
Aufbruch nach Globalia“





Cleverly designed

Within the TENTE design team every member is an integral part of the same machine. A high level of consulting expertise and a solution-oriented way of working leads to success – both in everyday products and in special designs.



Safely produced

Our international production facilities are efficient and meet the highest safety requirements - both for bulk orders and exclusive production of smaller quantities.



Individual solutions

We gladly demonstrate our wide range of services to our customers and support them in implementing their ideas for tailor-made products – all from a single source.




Around TENTE

Rolling forwards

TENTE as a driving force behind innovation

From that first ball caster made by the factory in 1923 to the electronic steer e-lock system, a lot has changed – but our pioneering spirit, our enthusiasm for innovation and our vision of putting the world in motion stayed with us. Today, we can look at our extensive catalog of products with pride knowing: a wheel never stands still...



1950, 1975 and now INTEGRAL 2044

History of the bed: these hospital bed casters can definitely boast about their history. From 1950 to present day, our engineers have been continuously improving them. The results are clear, and they even impressed the board for international design awards.



Series 2470

The classic among the TENTE range. As the caster par excellence, these can be found almost everywhere.

LINEA

Double genius: LINEA combines the highest quality with exclusive design. This shining star of the caster world can be found beneath mechanical equipment, light machinery, as well as under office furniture in the home.



LINEA e-lock

A step in the right direction for hospital beds: LINEA e-lock includes an integrated motor-controlled locking system that can be electronically activated. It is controlled electronically instead of mechanically.



LEVINA access

A relieving outcome: this caster can be locked and released from all sides by pushing the round bumper, similar to the ball-point pen principle, with a simple click.




Series 3470

State of the art: at TENTE even our universally usable standard casters are designed and produced using best practices and are made to meet your requirements – for all types of transport equipment.

12 ton heavy duty caster

Our Goliath pseudonym: We're not afraid of major tasks! If required, you will receive TENTE heavy duty casters capable of carrying loads of up to 12 tons.



e-drive

Moved by an idea: a caster that helps move heavy hospital beds or transport trolleys easier. e-drive with integrated motor and external control unit.



Design

Perfectly formed: TENTE casters also appeal to design experts. Our casters regularly bring in awards – award for high design quality: Federal Product Design Award, German Designer Club, Industrial Forum Design and the famous international Red Dot Design Award.

Around TENTE



Infinite mobility

TENTE moves forward with one goal: Better Mobility. Better Life.

For this company philosophy we combine traditional quality with future oriented ideas for all things caster. Because TENTE manufactures more than first-class casters and wheels: Our staff at numerous international locations ensure mobility to make everyone's life easier. Experience groundbreaking precision, visionary design and a service that is enjoyed around the world. Experience TENTE.


A complete solution

At TENTE, quality begins with the selection of first-class raw materials, and continues with the innovative manufacturing processes and diligent quality control. We examine all products beyond the standards and established norms (DIN, EN and ISO). Additionally we test to our own, much more demanding criteria. The proverbial TENTE quality stands for robustness, reliability, longevity and functional design. This requirement is appreciated by our customers in more than 100 countries.

Perfectly shaped

One of the special qualities of a TENTE caster is its unmistakable appearance. We place great value on consistent and future-oriented esthetics. Numerous design awards of TENTE product.





Strong and flexible

Reliable mobility needs more than a long tradition in the manufacture of first-class products. With customer-oriented support around the globe, TENTE offers efficient service that quickly and reliably helps you find the right caster for every application.

Well-wheeled in deed

This is the objective to which our TENTE staff is committed every day. Whether by telephone, email or at a meeting: direct and easy contact enables efficient processes and customer-oriented solutions.

TENTE contact information is located on the last pages of this catalog or on the Internet at www.tente.us





TENTE: Better Mobility. Better Life.

Know-how Strong character



The material determines the characteristics

No caster material fulfills all the requirements equally well. The two diagrams on the right show why, using the example of apparatus and transport casters. They summarize results of the TENTE quality tests and show the interaction of the material properties.

One example: A hard polyurethane caster (orange) provides a high load bearing capacity, low roll and swivel resistance and practically no attrition – ideal properties. However, due to its relative hardness, it has the highest surface pressure of the caster materials examined here.

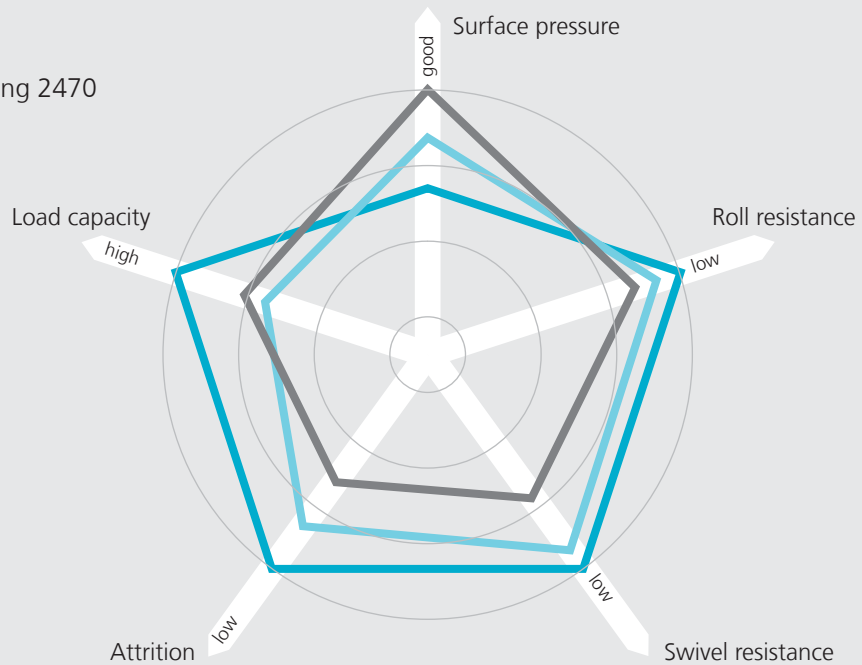
The differences are even more extreme between the properties of the four caster materials for transport equipment casters (the lower diagram). The properties of polyamide (yellow) and solid rubber (green) all diverge greatly concerning all parameters of their properties. Anyone not requiring a low surface pressure is well served by polyamide, however, they have to accept a high roll resistance and loud travel noises. Polyurethane (orange) is a good alternative for a low load capacity and has a very low surface pressure.

Other factors, in addition to the interactions illustrated here, also play a role. Please refer to the following pages for information about these properties.

Institutional casters

Tested with 125 mm wheel in housing 2470

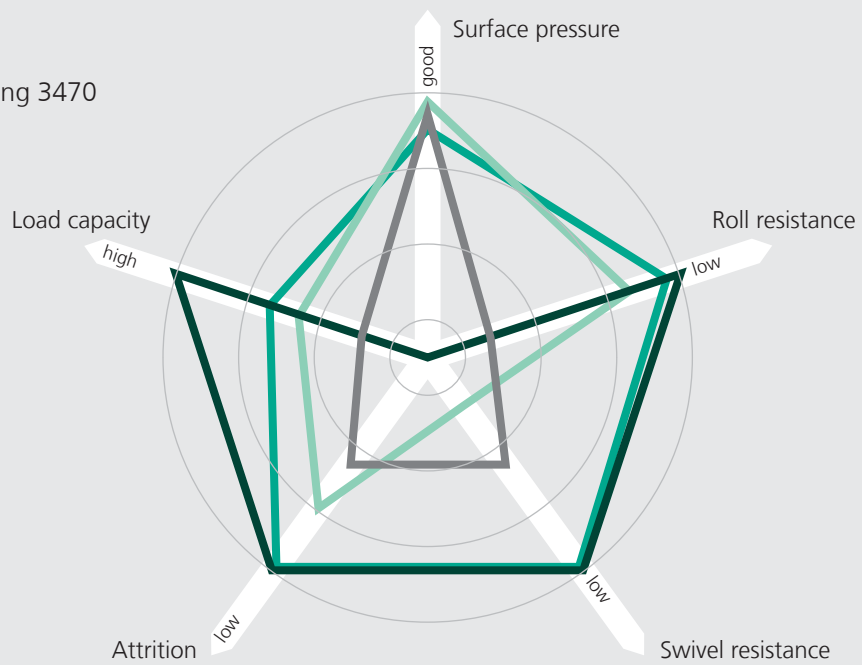
- Solid rubber
- Injected rubber
- Polyurethane



Industrial casters

Tested with 200 mm wheel in housing 3470

- Solid rubber
- Elastic tires
- Polyurethane
- Polyamide



Know-how Indicative factors



Selection criteria at a glance

Load capacity

A caster should always roll firmly on the floor. Yet that is mostly pure theory. Casters always briefly lose contact with the floor on uneven surfaces, going over thresholds, tracks and potholes. They are suddenly overloaded, or only three of the four casters touch the ground, and have to bear the whole load. This must be taken into consideration when calculating the load capacity. The following formula provides the necessary safety reserves: Tare weight of the device plus load divided by three. All load capacities given in this catalog have been determined according to EN 12528 to 12533 for dynamic load. The load capacity of series 3640 and 4680 heavy-duty casters corresponds to a travelling speed of 4 km/h. For all other heavy-duty casters, the load capacity is established at a speed of 6 km/h. Additional static load capacity information is given on our homepage at www.tente.us.

Roll and swivel resistance

A resistance has to be overcome with force to get an object on casters moving or to steer it. The level of this resistance depends on various factors: load, wheel diameter, tread material and shape, swivel radius of the caster, bearing type and size, and the surface on which the caster rolls. Therefore, when choosing a caster, it is important to carefully evaluate all factors in relation to each other. Our sales advisors will help you select the optimum combination for your application.

Shock absorbing properties and travel noises Hard floor – soft wheel, soft floor – hard wheel. This simple rule of thumb can be used to match floor and wheel. A hard wheel passes impacts, caused by uneven floor, directly to the load carried. Unpleasant travel noises can be the result. TENTE casters with elastic tread, made of rubber or polyurethane, help in this case. The hybrid wheel (HUR) consists of a hard polyamide tread and soft rubber core. Additionally TENTE can provide a hard, noise-dampening wheel.

Surface pressure

Many business and residential rooms are fitted with delicate floorings (e.g. wood). Each floor may only be loaded to a certain pressure per mm². Therefore, when choosing a caster, particular attention has to be paid to the load, and tread of the wheel. TENTE can perform tests and measurements with modern testing equipment. Just give us a call.

Temperature resistance

From the arctic climate of a refrigerated warehouse to the high temperatures of an oven in a bread factory – the TENTE range has the perfect solution for every application. Details of our products' temperature range are available in this catalog and at www.tente.us, or from your nearest TENTE adviser.

Contact discoloration

If a rubber wheel leaves marks, on a light-colored floor, after standing on it for a certain length of time, we call this contact discoloration. An unattractive problem, which TENTE engineers examined and solved to a far-reaching extent, together with flooring and rubber manufacturers. Almost all grey and electrical conductive TENTE casters leave no discolorations behind. Aggressive cleaning agents or untreated natural floorings can negatively increase this risk of contact discoloration. If in doubt, contact us.

Chalking/Attrition

Chalking is the mechanical attrition of casters under load. It cannot be avoided – especially in elastic tires. But it can easily be removed from the floor using simple cleaning agents. The severity of the attrition depends on the quality of the rubber used for the wheel.

Chemical resistance

In many cases the material resistance has to meet special requirements. Therefore, a table of the most commonly used materials by TENTE, and their resistances is provided in this catalog.

Climatic effects

Year in, year out, sunshine or rain, snow or ice – these can throw a caster off balance. But it doesn't have to. Seeing that temperature changes and humidity make each caster unusable due to rust within a very short time, the surfaces of all steel components used by TENTE are refined. These parts are predominantly zinc coated, whereby chrome plating has a significant influence on surface protection. If that isn't enough for you, then you should choose TENTE rustproof casters made of stainless steel. Better safe than sorry!

Washability

The same is true almost everywhere: Lots of work, lots of dirt. Special TENTE casters are washable, so that the traces of hard work can be easily be removed. High quality chromed steel, selected synthetics, and components made from rustproof steel protect TENTE casters. Good arguments for a particularly clean investment in first-class quality.

Conductivity

You know the effect: If a non-conducting material, e.g. plastic, has been charged through friction, and the charge is unable to dissipate, it discharges with the next grounded contact. This can happen when touching a car door. It might be a minor irritation, or cause serious consequences. However electrical conductive TENTE casters protect against this process with a leakage resistance of smaller 10,000 ohm.

We guarantee this by carrying out a 100% quality inspection, during which each wheel is tested under 500 volts direct voltage before leaving our factory.

Product User Information

Please pay attention to our Product User Information contained in this catalog, on the Internet, or you can request a copy from us. Please notify your customers regarding the Product User Information. All products and versions adhere completely to the European norms for casters and wheels. Exception: Series 1670, 1470 and 3370. Customer specific versions can vary dependent on the relative norms.

Know-how

Permanent contact



Analysis of the chemical resistance

The better you know under which environmental conditions the casters will be used, the easier you can select them and match them to your application.

This will aid avoid premature caster failure, due to corrosion, surface changes, loss in strength, brittleness or loss of lubricants. Careful matching of all components guarantees maximum service life.

You should also check which chemical substances and ambient influences are present at the place of use. Additionally, the reaction of materials is also dependent on other factors, e.g. contact duration and concentration of corrosive substances, as well as humidity and temperature.

The values given in the table are meant as guide and do not apply to chemical mixtures and solutions. Please contact us about special cases.

- ++ Resistant
- + Conditionally resistant
- = Non-resistant

Substance	Concentration	Rubber	Polyamide	Polyurethane	Polypropylene
Acetaldehyde	40%	+	+	=	+
Acetic acid	30%	=	++	=	++
Acetone		++	++	=	+
Acetylene		++	++	++	
Acrylic acid			=	=	
Alkyl alcohol		++	+	=	
Alkyl benzol			++		
Aluminium acetate			++		
Amines, aliphatic			++		
Amino acid mixtures			++		
Ammonia, fluid	20%	++	++	=	++
Ammonium carbonate		++		=	
Ammonium Hydra oxide				=	
Ammonium nitrate		+		++	++
Ammonium rhodanide			++		
Ammonium salt			++		++
Ammonium sulphate		+		++	++
Ammonium thiocyanate			++		
Amyl acetate		++	++	=	++
Amyl alcohol		++	++	+	++
Anilin		=	+	=	++
Antrachinon, 85%C			++		
Apple acid			++	+	++ ²⁾
Aqua regia		=	=	=	=
Barium salts		++	+	++	++
Beer		++	++	++	
Bitumen		=	++	++	
Bluestone		+	+	++	++
Boracic acid, diluted	10%	++	+	++	+
Borax		++		++	
Bromine		=	=	=	=
Butane		=	++	++	
Butter		=	++	++	
Calcium salts				+	++
Carbolineum		=	++	=	
Carbon monoxide, hot			++	=	
Carbon tetrachloride		=	++	=	
Carbonic acid				++	
Casein			++		
Castor oil				++	
Caustic potash				=	

Substance	Concentration	Rubber	Polyamide	Polyurethane	Polypropylene	Substance	Concentration	Rubber	Polyamide	Polyurethane	Polypropylene	Substance	Concentration	Rubber	Polyamide	Polyurethane	Polypropylene
Caustic soda				=		Ink, fanfares		++	++	++		Rare gas				++	
Chlorethene, 80°C			++			Iron dichloride, angry	10%	+	=	+	++ ¹⁾	Salt, diluted	10%	+	=	++	++ ¹⁾
Chlorine, chlorine water		=	=	=	=	Iron sulphate						Sea water		++	++	+	
Chomic acid, diluted	10%	=	+	+	=	Iso propyl aether		++		++		Silver nitrate		+		++	++
Citric acid, diluted	10%	++	++			Iso propyl chloride		=		=		Slide ethylene glycol		++	++	++	
Citrus oils			++			Lactic acid		=	=	=	++	Soda ash, liquid	10%		++	=	++
Cobalt salts, diluted	20%		+			Lead acetate, diluted	10%	+	++	++	=	Soda solution, liquid	10%	++	++		
Coconut oil		=	++	++		Lead nitrate		++		++		Sodium cyanide, diluted	10%		++	=	
Copper chloride		++		++		Litter salt (-solutions)			++			Sodium hydra oxide, liquid				=	++
Copper salts, diluted	10%		=	++		Magnesium, liquid	10%		++	++	++	Sodium nitrate, liquid	10%	++	++	++	++
Cotton crop oil				++		Manganic salts	10%		+			Sodium phosphate	10%	++	++	++	++
Cresols			=	++		Mercuric chloride			=	++	++	Sodium silicate, liquid	10%	++	++	+	
Cyclohexanol		+	++	+		Mercury		++	++	++	++	Sodium sulphate, liquid	10%	++	++	++	
Descale, diluted	10%		++			Methyl ethyl ketone		=	++	=	++	Sodium sulphide, liquid	10%	+	++	+	
Dichlor butylen		=		=		Methylated alcohol		+	+	++	++	Sodium thiosulphate, liquid	10%	++	++	+	
Dichlorobenzene		=	++	=	=	Methylene chloride		=	=	=		Spruce pin oil		=		++	
Dimethyl anilin				=		Methylpyrrolidon				=		Stearic acid		=	++	=	
Dimethyl ether		+	++	++	++	Milk		++	++	++		Sulfurous acid		+	+	=	++
Dimethyl fomamide		+	++	=	++ ¹⁾	Mineral oil		=	++	++		Tannin acid	10%	++			
Ethanol amine				=		Mono bromine benzol		=		=		Tartaric, liquid	10%	++	++	+	
Ether			++	++		Mortars, cement, lime		++	++			Tincture of iodine		++	=	=	++
Ethyl acetate		+	++	=		Mustard				++		Trichlor ethylen		=	+	=	=
Ethyl alcohol		++	+	++	++	Naphthalene (Kristallin)		=	++	=	++	Tuluol		=	++	=	=
Ethylene				++		Naphthalene, liquid	10%	++	+	++		Uranic fluorides			=		
Fatty acids			++	++		Nickel chloride, liquid	10%		+	++		Uric acid, diluted	10%	++	++		
Flue gas				=		Nickel sulphate, liquid	10%	+	+	++		Urine		++	++		
Fluorine		=	=	=	=	Oil of turpentine		=	++	+	=	Vaseline			++		++ ²⁾
Formaldehyde	30%	++	++	+	++	Oleic acid		=	++	++		Vegetable oils		=	++	++	
Formamide, pure		++	++	+		Oxalic acid, liquid	10%		+		++	Washing lyes, 80°C		++	++		
Formic acid	10%	+	=	=	++ ²⁾	Ozone		=	+	++		Waste water			++	+	
Furfural			++	=		Palmitic acid		=	++	=		Water to 80°C		+	++	=	
Gasoline, Petrol aether		=	++	++	=	Paraffin		=	++	++		Water, cold		++	++	++	
Gelatine				++		Phenyl benzol		=		=		Wax, 80°C			++		
Glacial acetic acid		+		=	++	Phenyl sulphuric ether		=		++		Xylene		=	++	=	=
Glucose		++		++		Phosphoric acid	10%	+	=		++	Zinc chloride, liquid	10%	++	+	=	++
Glue				++		Potassium chloride	10%	+	++	++	++ ¹⁾	Zinc rhodanide	30%		=		
Glycerin		++	++	++	++	Potassium cyanide					+						
Glycol		++	+	+	++	Potassium hydra oxide				++	=	++					
Hexane		=	++	++		Potassium sulphate		++		++	++						
Hydraulics liquids		=	++	=	++	Propane		=	++	++							
Hydrochloric acid, liquid	30%	+	=	=	++	Propanol				+							

This table is not legally binding.

Know-how Good run



Focal point of each caster is the wheel bearing

Every caster is worthless without first-class bearings. We recommend bearings that are optimal for the respective use and guarantee the necessary safety reserves.

Besides the tread, wheel diameter, and swivel bearing, the wheel bearings determine the maneuverability and the quality of the caster. Every situation sets different requirements: bearings under furniture in the home differ from bearings used in a commercial setting. Bearings used under waste containers differ from bearings used on hospital beds, and bearings under shopping carts must meet completely different requirements to those transporting heavy loads in a factory.

TENTE offers a solution for every application. Besides the four most commonly used bearings, other versions are available on request for special applications.

We'll recommend the right bearing for your application.



Plain bearing

The simplest form of wheel bearings are plain or friction bearings. They are shock-resistant, mostly maintenance free, and depending on the material properties, also corrosion proof. We recommend plain bearings for wheels on equipment to be moved with low velocity over short distances.



Roller bearing

Besides the friction and deep groove ball bearings, this robust shock-resistant bearing is mainly used for transport equipment casters. Roller bearings are characterised by their low installation height, relatively low roll resistance, and high load capacity. The travelling speed of wheels with roller bearings should not exceed 4 km/h, around walking speed.



Cone ball bearing

Cone bearings are one of the most important groups of roller bearings. Their special advantages compared to plain bearings lie in the use of spheres, which provide improved rolling properties.



Precision ball bearing

The various designs of single row radial precision ball bearings to DIN are the highest quality type of bearings. Wheels with these ball bearings have extremely low roll resistance for maximum load.

Know-how Precise course



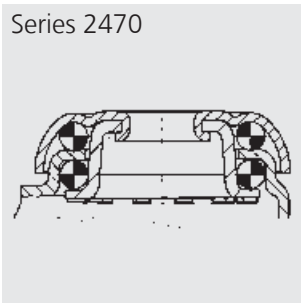
Smooth running and easy maneuverability united

Maneuverability and flexibility are the most important advantages in the use of virtually every caster. The swivel bearing decides how easy and frictionless it functions.

The swivel radius, wheel diameter, and the construction of the swivel bearing determine swivel properties. Of the various constructions, housings with plain bearings are particularly suited for low to average loads (e.g. chair and furniture casters). We recommend housings with single or double ball bearings for large loads with institutional or industrial caster. The double ball bearing reduces the friction in the housing, which occurs during tilting, and makes the system run smoothly.

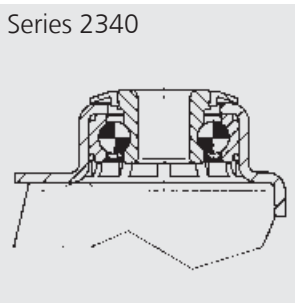
Casters for sensitive laboratory equipment and hospital beds demand maximum quiet and smooth operation. Therefore, TENTE casters used in these sensitive areas are fitted with high quality precision ball bearings to DIN.

Series 2470



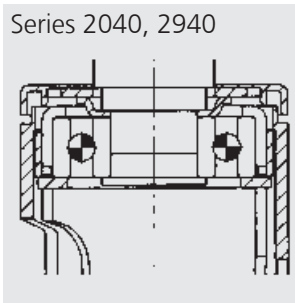
two ball races

Series 2340



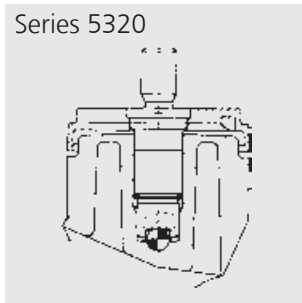
precision ball bearing

Series 2040, 2940



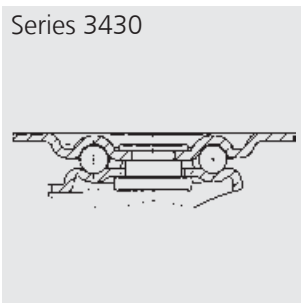
precision ball bearing

Series 5320



stem, swiveling

Series 3430



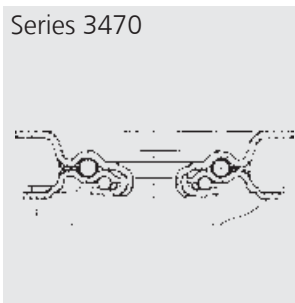
one ball race

Series 3360



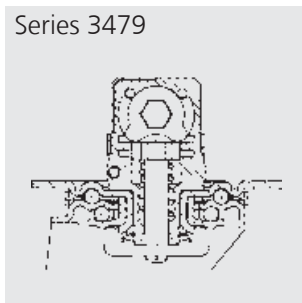
two ball races

Series 3470



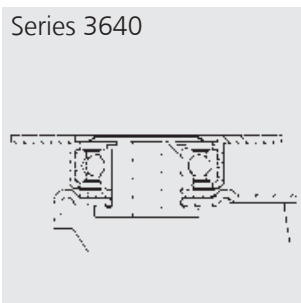
two ball races

Series 3479



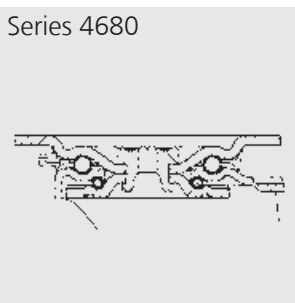
two ball races

Series 3640



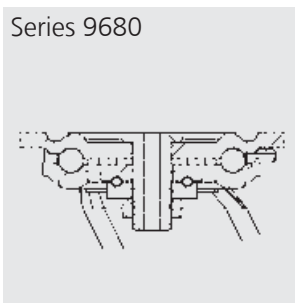
precision ball bearing

Series 4680



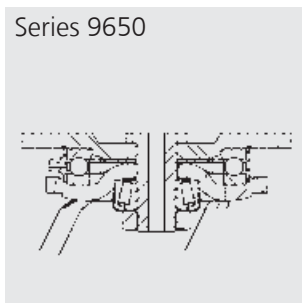
two ball races, reinforced

Series 9680



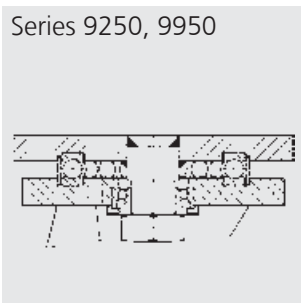
two ball races, reinforced

Series 9650



deep-groove ball thrust and tapered roller bearings

Series 9250, 9950



deep-groove ball thrust and tapered roller bearings

Know-how Matching connection



Fitting elements for every application

The fitting of the casters and the equipment to be moved, is the link between you and us. The best type of fitting is selected by the functionality of your product and the efficiency of your production. With proven and innovative concepts, TENTE provides the optimum solution for every requirement: a durable connection with which the caster is quickly and securely mounted.

The design of your equipment specifies the fitting, such as plates, threaded stems or gripping stems. Additionally to standard fittings, we offer expandable fittings. We also provide fitting elements with integrated locking systems for central locking equipment. To assure the maximum load capacity of the caster, no matter which type of fitting you choose, the caster must be mounted flush with the equipment.

Contact us if you need a different type of fitting not listed. You can count on us, from the development of your individual solution to the suitable production tools. Just give us a call.



Bolt hole



Mounting plate



Expandable fitting, round and square



Solid plug, round and square



Solid plug with integrated trip cam



Bolt with circlip



Adapter sleeve for solid stem



Sockets for bolt

Know-how Large plate collection



Mounting plates from TENTE

This page lets you find drawings of the most commonly used mounting plates sorted by their designation. The description of the plates is made up of:

P..

Fitting type

(3. group of the order code)



as well as the plate dimensions
(which are listed in the plate
size column).



P40-60x60
Swivel casters



P41-55x55
Fixed casters



P60-80x60
Swivel casters



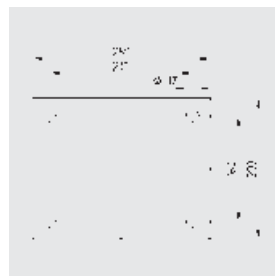
P60-95x54
Fixed casters



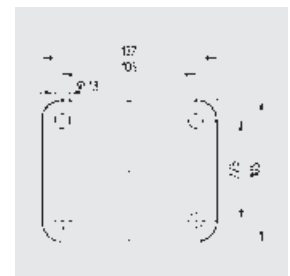
P63-137x105
Swivel casters



P63-137x115
Fixed casters



P66-250x200
Swivel- and fixed
casters



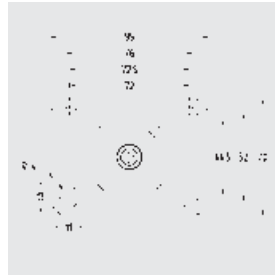
P67-137x105
Swivel casters



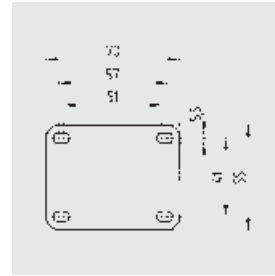
P50-77x67
Swivel- and fixed casters



P51-95x70
Swivel- and fixed casters



P52-95x70
Swivel- and fixed casters



P54-70x55
Swivel casters




P60-67x60
Fixed casters



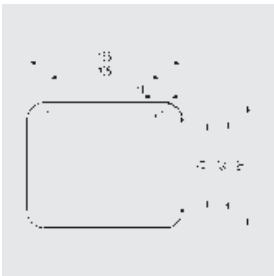
P60-95x70
Swivel casters



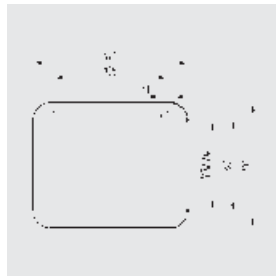
P62-103x85
Fixed casters



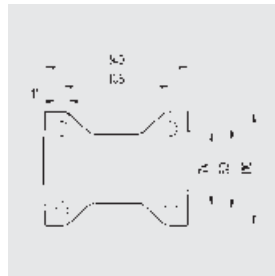
P62-105x85
Swivel casters



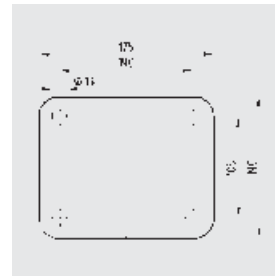
P63-135x110
Swivel- and fixed casters



P63-140x110
Swivel casters



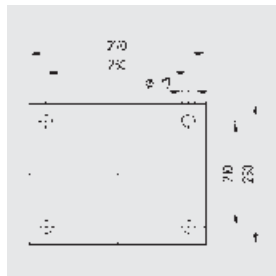
P63-140x110
Fixed casters



P64-175x140
Swivel- and fixed casters



P65-200x160
Swivel- and fixed casters



P68-270x250
Swivel- and fixed casters

"Casters make my everyday life easier."



It has character, perfect proportions and is really good-looking? Then it must be a TENTE caster. TENTE offers casters suitable for a variety of institutional applications. No matter whether you are looking for a perfectly shaped caster for your designer chair or an indestructible one for your shopping cart. You'll find the matching caster quickly and easily here with all the qualities: robust, durable and attractive. And if the considerable range and the vast combination options make the selection hard: give us a call - we'll be happy to help selecting the right caster for your application.



COMPONENT

Contact us for a list of NSF certified casters.

Institutional

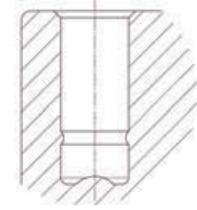
Furniture casters	46
Design casters	63
Apparatus casters	122
Casters for inflight trolleys	163
Shopping trolley casters	165
Stainless steel casters	170
Wheels	183
Accessories	189



50kg

Castors for Furniture Series 5920

Housing made of Polyamide, injected
Load capacity tested according EN 12528



	Wheel diameter [mm]	Tread width [mm]	Caster width [mm]	Center hole [mm]		Swivel Radius [mm]	Overall height [mm]	Load capacity [kg]		Order number
Swivel Casters										
	35	11	52	10		37	31	50		5920UOI035L51-10 LOW
	35	11	52	9		37	31	50		5920UOI035L51-9 LOW

	Wheel diameter [mm]	Tread width [mm]	Caster width [mm]	Center hole [mm]		Swivel Radius [mm]	Overall height [mm]	Load capacity [kg]		Order number
Swivel Casters										
	35	11	52	10		37	44.5	50		5920UOI035L51-10 HIGH

	Wheel diameter [mm]	Tread width [mm]	Caster width [mm]	Center hole [mm]		Swivel Radius [mm]	Overall height [mm]	Load capacity [kg]		Order number
Swivel Casters with wheel brake										
	35	11	52	10		45	31	50		5925UOI035L51-10 LOW
	35	11	52	9		45	31	50		5925UOI035L51-9 LOW

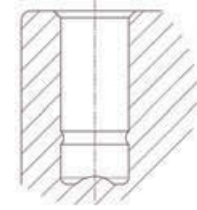
	Wheel diameter [mm]	Tread width [mm]	Caster width [mm]	Center hole [mm]		Swivel Radius [mm]	Overall height [mm]	Load capacity [kg]		Order number
Swivel Casters with wheel brake										
	35	11	52	10		45	44.5	50		5925UOI035L51-10 HIGH

 <p>Wheel: UOI Wheel made of Polyamide, plain bearing</p>	 <p>RAL 9006 All versions also available in RAL 9006 painted and in silver injected. Indicate painted or injected when ordering.</p>	 <p>Fittings Matching fittings can be found on page 189.</p>
---	--	--

40kg

Castors for Furniture Series 5920

Housing made of Polyamide, injected
Load capacity tested according EN 12528



	Wheel diameter [mm]	Tread width [mm]	Caster width [mm]	Center hole [mm]	Dome-Ø [mm]	Swivel Radius [mm]	Overall height [mm]	Load capacity [kg]	Order number
Swivel Casters									
	40	12	52	10	15.2	39	33.5	40	5920PJI040L51-10 LOW
Swivel Casters									
	40	12	52	10	15.2	37	47	40	5920PJI040L51-10 HIGH
Swivel Casters with wheel brake									
	40	12	52	10	15.2	45	33.5	40	5925PJI040L51-10 LOW
Swivel Casters with wheel brake									
	40	12	52	10	15.2	45	47	40	5925PJI040L51-10 HIGH

<p>Wheel: PJI Wheel center: Polypropylene, Tread: TENTEprene (thermoplastic rubber), plain bearing</p>	<p>Large color range All casters available in other colors. Contact us for more details.</p>	<p>Fittings Matching fittings can be found on page 189.</p>
---	---	--



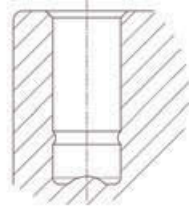
40kg

Castors for Furniture Series SMILES

Housing made of Polyamide, injected.
All faces and colors can be combined.
Load capacity tested according EN 12528



reddot design award winner



	Wheel diameter [mm]	Tread width [mm]	Caster width [mm]	Center hole [mm]	Dome-Ø [mm]	Swivel Radius [mm]	Overall height [mm]	Load capacity [kg]		Order number
Swivel Casters										
	50	8,5	54.3	10	23	60	71.5	40		5520PJI050L51-10 PLANE Silver



	Wheel diameter [mm]	Tread width [mm]	Caster width [mm]	Center hole [mm]	Dome-Ø [mm]	Swivel Radius [mm]	Overall height [mm]	Load capacity [kg]		Order number
Swivel Casters with wheel brake										
	50	8,5	54.3	10	23	60	71.5	40		5525PJI050L51-10 PLANE silver







	Wheel diameter [mm]	Tread width [mm]	Caster width [mm]	Center hole [mm]	Dome-Ø [mm]	Swivel Radius [mm]	Overall height [mm]	Load capacity [kg]		Order number
Swivel Casters										
	50	8,5	54.3	10	23	60	71.5	40		5520PJI050L51-10 COW white



	Wheel diameter [mm]	Tread width [mm]	Caster width [mm]	Center hole [mm]	Dome-Ø [mm]	Swivel Radius [mm]	Overall height [mm]	Load capacity [kg]		Order number
Swivel Casters with wheel brake										
	50	8,5	54.3	10	23	60	71.5	40		5525PJI050L51-10 COW white



 <p>Wheel: PJI Wheel center: Polypropylene, Tread: TENTEprene (thermoplastic rubber), plain bearing</p>	 <p>Wheel: POI Wheel made of Polypropylene, plain bearing</p>	 <p>Polypropylene All versions are available with a Polypropylene wheel. Please replace PJI with POI when ordering.</p>	 <p>Fittings Matching fittings can be found on page 189.</p>
---	---	---	--

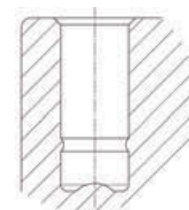
40kg

Castors for Furniture Series SMILES

Housing made of Polyamide, injected.
 All faces and colors can be combined.
 Load capacity tested according EN 12528



reddot design award
winner



	Wheel diameter [mm]	Tread width [mm]	Caster width [mm]	Center hole [mm]	Dome-Ø [mm]	Swivel Radius [mm]	Overall height [mm]	Load capacity [kg]		Order number	
Swivel Casters											
	50	8,5	54.3	10	23	60	71.5	40		5520PJI050L51-10 BEAR, Blue	
Swivel Casters with wheel brake										Order number	
	50	8,5	54.3	10	23	60	71.5	40		5525PJI050L51-10 BEAR, Green	
Swivel Casters										Order number	
	50	8,5	54.3	10	23	60	71.5	40		5520PJI050L51-10 CAT, Red	
Swivel Casters with wheel brake										Order number	
	50	8,5	54.3	10	23	60	71.5	40		5525PJI050L51-10 CAT, Yellow	

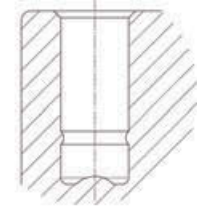
<p>Wheel: PJI Wheel center: Polypropylene, Tread: TENTEprene (thermoplastic rubber), plain bearing</p>	<p>Wheel: POI Wheel made of Polypropylene, plain bearing</p>	<p>Polypropylene All versions are available with a Polypropylene wheel. Please replace PJI with POI when ordering.</p>	<p>Fittings Matching fittings can be found on page 189.</p>
--	--	--	---



50kg

Castors for Furniture Series 5920

Housing made of Polyamide, injected
Load capacity tested according EN 12528



	Wheel diameter [mm]	Tread width [mm]	Caster width [mm]	Center hole [mm]	Dome-Ø [mm]	Swivel Radius [mm]	Overall height [mm]	Load capacity [kg]		Order number
Swivel Casters										
	65	7	46	10	23	53	68	50		5920UOI065L51-10 DOM23
	65	7	46	10	27	53	68	50		5920UOI065L51-10 DOM27
	65	7	46	10	32	53	68	50		5920UOI065L51-10 DOM32
	65	7	46	10	23	53	68	50		5920XOI065L51-10 DOM23
	65	7	46	10	27	53	68	50		5920XOI065L51-10 DOM27
	65	7	46	10	32	53	68	50		5920XOI065L51-10 DOM32

	Wheel diameter [mm]	Tread width [mm]	Caster width [mm]	Center hole [mm]	Dome-Ø [mm]	Swivel Radius [mm]	Overall height [mm]	Load capacity [kg]		Order number
Swivel Casters with wheel brake										
	65	7	46	10	23	77	68	50		5925UOI065L51-10 DOM23
	65	7	46	10	27	77	68	50		5925UOI065L51-10 DOM27
	65	7	46	10	32	77	68	50		5925UOI065L51-10 DOM32
	65	7	46	10	23	77	68	50		5925XOI065L51-10 DOM23
	65	7	46	10	27	77	68	50		5925XOI065L51-10 DOM27
	65	7	46	10	32	77	68	50		5925XOI065L51-10 DOM32

	Wheel diameter [mm]	Tread width [mm]	Caster width [mm]	Center hole [mm]	Dome-Ø [mm]	Swivel Radius [mm]	Overall height [mm]	Load capacity [kg]		Order number
Swivel Casters										
	65	7	42	10	23	53	68	50		5920UJI065L51-10 DOM23
	65	7	42	10	27	53	68	50		5920UJI065L51-10 DOM27
	65	7	42	10	32	53	68	50		5920UJI065L51-10 DOM32
	65	7	42	10	23	53	68	50		5920XGI065L51-10 DOM23
	65	7	42	10	27	53	68	50		5920XGI065L51-10 DOM27
	65	7	42	10	32	53	68	50		5920XGI065L51-10 DOM32

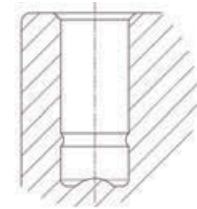
	Wheel diameter [mm]	Tread width [mm]	Caster width [mm]	Center hole [mm]	Dome-Ø [mm]	Swivel Radius [mm]	Overall height [mm]	Load capacity [kg]		Order number
Swivel Casters with wheel brake										
	65	7	42	10	23	77	68	50		5925UJI065L51-10 DOM23
	65	7	42	10	27	77	68	50		5925UJI065L51-10 DOM27
	65	7	42	10	32	77	68	50		5925UJI065L51-10 DOM32
	65	7	42	10	23	77	68	50		5925XGI065L51-10 DOM23
	65	7	42	10	27	77	68	50		5925XGI065L51-10 DOM27
	65	7	42	10	32	77	68	50		5925XGI065L51-10 DOM32

	Wheel: UOI Wheel made of Polyamide, plain bearing		Wheel: UJI Wheel center: Polyamide, Tread: TENTEprene (thermoplastic rubber), plain bearing		Wheel: XOI electric conductive Wheel made of Polyamide, plain bearing		Wheel: XGI electric conductive Wheel center: Polyamide, Tread: TENTEprene (thermoplastic rubber), plain bearing
--	---	--	---	--	---	--	---

50kg

Castors for Furniture Series 5920

Housing made of Polyamide, injected
Load capacity tested according EN 12528



	Wheel diameter [mm]	Tread width [mm]	Caster width [mm]	Center hole [mm]	Dome-Ø [mm]	Swivel Radius [mm]	Overall height [mm]	Load capacity [kg]		Order number
Swivel Casters										
	65	7	46	10	23	53	68	50		5920UOI065L51-10 DOM23 ALU
	65	7	46	10	27	53	68	50		5920UOI065L51 DOM27 ALU
	65	7	46	10	32	53	68	50		5920UOI065L51 DOM32 ALU
Swivel Casters with wheel brake										Order number
	65	7	46	10	23	77	68	50		5925UOI065L51-10 DOM23 ALU
	65	7	46	10	27	77	68	50		5925UOI065L51 DOM27 ALU
	65	7	46	10	32	77	68	50		5925UOI065L51 DOM32 ALU
Swivel Casters										Order number
	65	7	42	10	23	53	68	50		5920UJI065L51-10 DOM23 ALU
	65	7	42	10	27	53	68	50		5920UJI065L51 DOM27 ALU
	65	7	42	10	32	53	68	50		5920UJI065L51 DOM32 ALU
Swivel Casters with wheel brake										Order number
	65	7	42	10	23	77	68	50		5925UJI065L51-10 DOM23 ALU
	65	7	42	10	27	77	68	50		5925UJI065L51 DOM27 ALU
	65	7	42	10	32	77	68	50		5925UJI065L51 DOM32 ALU



Wheel: UOI
Wheel made of Polyamide, plain bearing



Wheel: UJI
Wheel center: Polyamide, Tread: TENTEprene (thermoplastic rubber), plain bearing



Large color range
All casters available in other colors. Contact us for more details.



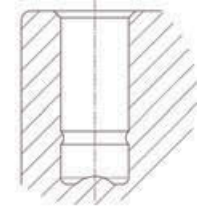
Fittings
Matching fittings can be found on page 189.



50 - 100kg

Castors for Furniture Series 5920

Housing made of Polyamide, injected
Load capacity tested according EN 12528



	Wheel diameter [mm]	Tread width [mm]	Caster width [mm]	Center hole [mm]	Dome-Ø [mm]	Swivel Radius [mm]	Overall height [mm]	Load capacity [kg]		Order number
Swivel Casters										
	75	8	53	10	20	62	77	50		5920UOI075L51-10 DOM20
	75	8	53	10	20	62	77	50		5920XOI075L51-10 DOM20

	Wheel diameter [mm]	Tread width [mm]	Caster width [mm]	Center hole [mm]	Dome-Ø [mm]	Swivel Radius [mm]	Overall height [mm]	Load capacity [kg]		Order number
Swivel Casters with wheel brake										
	75	8	53	10	20	87	77	50		5925UOI075L51-10 DOM20
	75	8	53	10	20	87	77	50		5925XOI075L51-10 DOM20

	Wheel diameter [mm]	Tread width [mm]	Caster width [mm]	Center hole [mm]	Dome-Ø [mm]	Swivel Radius [mm]	Overall height [mm]	Load capacity [kg]		Order number
Swivel Casters										
	75	8	53	10	20	62	77	50		5920UJI075L51-10 DOM20
	75	8	53	10	20	62	77	50		5920XGI075L51-10 DOM20
	100	20	75	11	41	88	101	100		5920UAP100L51-11 DOM41

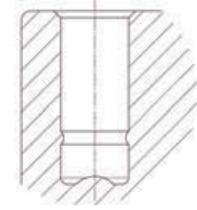
	Wheel diameter [mm]	Tread width [mm]	Caster width [mm]	Center hole [mm]	Dome-Ø [mm]	Swivel Radius [mm]	Overall height [mm]	Load capacity [kg]		Order number
Swivel Casters with wheel brake										
	75	8	53	10	20	87	77	50		5925UJI075L51-10 DOM20
	75	8	53	10	20	87	77	50		5925XGI075L51-10 DOM20
	100	20	75	11	41	112	101	100		5925UAP100L51-11 DOM41

	Wheel: UOI Wheel made of Polyamide, plain bearing		Wheel: UJI Wheel center: Polyamide, Tread: TENTEprene (thermoplastic rubber), plain bearing		Wheel: XOI electric conductive Wheel made of Polyamide, plain bearing		Wheel: XGI electric conductive Wheel center: Polyamide, Tread: TENTEprene (thermoplastic rubber), plain bearing
--	---	--	---	--	---	--	---

50kg

Castors for Furniture Series 5920

Housing made of Polyamide, injected
Load capacity tested according EN 12528



	Wheel diameter [mm]	Tread width [mm]	Caster width [mm]	Center hole [mm]	Dome-Ø [mm]	Swivel Radius [mm]	Overall height [mm]	Load capacity [kg]		Order number	
Swivel Casters											
	75	8	53	10	20	62	77	50		5920UOI075L51-10 DOM20 ALU	
Swivel Casters with wheel brake										Order number	
	75	8	53	10	20	87	77	50		5925UOI075L51-10 DOM20 ALU	
Swivel Casters										Order number	
	75	8	53	10	20	62	77	50		5920UJI075L51-10 DOM20 ALU	
Swivel Casters with wheel brake										Order number	
	75	8	53	10	20	87	77	50		5925UJI075L51-10 DOM20 ALU	

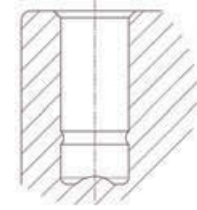
<p>Wheel: UOI Wheel made of Polyamide, plain bearing</p>	<p>Wheel: UJI Wheel center: Polyamide, Tread: TENTEprene (thermoplastic rubber), plain bearing</p>	<p>Large color range All casters available in other colors. Contact us for more details.</p>	<p>Fittings Matching fittings can be found on page 189.</p>
---	---	---	--



80kg

Castors for Furniture Series 5920

Housing made of Polyamide, injected
Load capacity tested according EN 12528



	Wheel diameter [mm]	Tread width [mm]	Caster width [mm]	Center hole [mm]	Dome-Ø [mm]	Swivel Radius [mm]	Overall height [mm]	Load capacity [kg]		Order number
Swivel Casters										
	75	10	64	10	22	60	76	80		5920UOI075L51-10 DOM22
	75	10	64	10	22	60	76	80		5920XOI075L51-10 DOM22

	Wheel diameter [mm]	Tread width [mm]	Caster width [mm]	Center hole [mm]	Dome-Ø [mm]	Swivel Radius [mm]	Overall height [mm]	Load capacity [kg]		Order number
Swivel Casters with wheel brake										
	75	10	64	10	22	80	76	80		5925UAI075L51-10 DOM22
	75	10	64	10	22	80	76	80		5925XAI075L51-10 DOM22

	Wheel diameter [mm]	Tread width [mm]	Caster width [mm]	Center hole [mm]	Dome-Ø [mm]	Swivel Radius [mm]	Overall height [mm]	Load capacity [kg]		Order number
Swivel Casters										
	75	10	64	10	22	60	76	80		5920UAI075L51-10 DOM22
	75	10	64	10	22	60	76	80		5920XSI075L51-10 DOM22

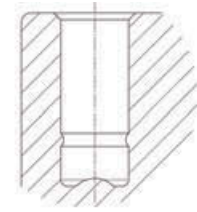
	Wheel diameter [mm]	Tread width [mm]	Caster width [mm]	Center hole [mm]	Dome-Ø [mm]	Swivel Radius [mm]	Overall height [mm]	Load capacity [kg]		Order number
Swivel Casters with wheel brake										
	75	10	64	10	22	80	76	80		5925UAI075L51-10 DOM22
	75	10	64	10	22	80	76	80		5925XSI075L51-10 DOM22

	Wheel: UOI Wheel made of Polyamide, plain bearing		Wheel: UAI Wheel center: Polyamide, Tread: Polyurethane, plain bearing		Wheel: XOI electric conductive Wheel made of Polyamide, plain bearing		Wheel: XSI electric conductive Wheel center: Polyamide, Tread: Polyurethane, plain bearing
--	---	--	--	--	---	--	--

80kg

Castors for Furniture Series 5920

Housing made of Polyamide, injected and painted
Load capacity tested according EN 12528



	Wheel diameter [mm]	Tread width [mm]	Caster width [mm]	Center hole [mm]	Dome-Ø [mm]	Swivel Radius [mm]	Overall height [mm]	Load capacity [kg]		Order number
Swivel Casters										
	75	10	64	10	22	60	76	80		5920UOI075L51-10 DM22 RL9006
Swivel Casters with wheel brake										
	75	10	64	10	22	80	76	80		5925UOI075L51-10 DM22 RL9006
Swivel Casters										
	75	10	64	10	22	60	76	80		5920UAI075L51-10 DM22 RL9006
Swivel Casters with wheel brake										
	75	10	64	10	22	80	76	80		5925UAI075L51-10 DM22 RL9006



Wheel: UOI
Wheel made of Polyamide, plain bearing



Wheel: UAI
Wheel center: Polyamide, Tread: Polyurethane, plain bearing



Large color range
Various colours, painted or injected, available upon request. All versions available in RAL 9006 painted.



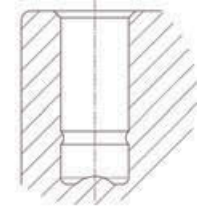
Fittings
Matching fittings can be found on page 189.




100kg

Furniture casters series 5520 black

Housing made of Polyamide, injected
Load capacity tested according EN 12528



	Wheel diameter [mm]	Tread width [mm]	Caster width [mm]	Center hole [mm]	Dome-Ø [mm]	Swivel Radius [mm]	Overall height [mm]	Load capacity [kg]		Order number
Swivel Casters										
	75	10	65	11	45	73	88	100		5520UOI075L51-11
Swivel Casters with wheel brake										Order number
	75	10	65	11	45	106	88	100		5525UOI075L51-11
Swivel Casters										Order number
	75	10	65	11	45	73	88	100		5520UAI075L51-11
Swivel Casters with wheel brake										Order number
	75	10	65	11	45	106	88	100		5525UAI075L51-11



Wheel: UOI
Wheel made of Polyamide, plain bearing



Wheel: UAI
Wheel center: Polyamide, Tread: Polyurethane, plain bearing



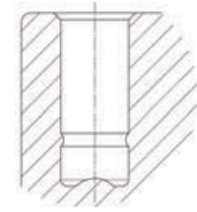
Fittings
Matching fittings can be found on page 190.

100kg

Castors for Furniture Series 5520 silver

Housing made of Polyamide, injected

Load capacity tested according EN 12528



	Wheel diameter [mm]	Tread width [mm]	Caster width [mm]	Center hole [mm]	Dome-Ø [mm]	Swivel Radius [mm]	Overall height [mm]	Load capacity [kg]	Order number
Swivel Casters									
	75	10	65	11	45	73	88	100	5520UOI075L51-11 RAL9006
Swivel Casters with wheel brake									
	75	10	65	11	45	106	88	100	5525UOI075L51-11 RAL9006
Swivel Casters									
	75	10	65	11	45	73	88	100	5520UAI075L51-11 RAL9006
Swivel Casters with wheel brake									
	75	10	65	11	45	106	88	100	5525UAI075L51-11 RAL9006



Wheel: UOI
Wheel made of Polyamide, plain bearing



Wheel: UAI
Wheel center: Polyamide, Tread: Polyurethane, plain bearing



Large color range
Various colours, painted or injected, available upon request. All versions available in RAL 9006 painted.



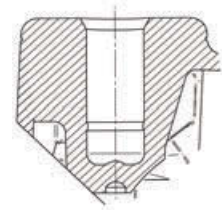
Fittings
Matching fittings can be found on page 190.






30kg

Castors for Furniture Series MONO

Series 5020: Housing made of Polyamide, painted
 Series A020: Housing made of Polypropylene, painted
 Load capacity tested according EN 12528



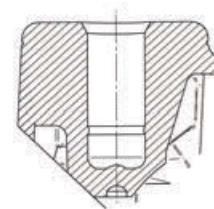
	Wheel diameter [mm]	Tread width [mm]	Center hole [mm]	Swivel Radius [mm]	Overall height [mm]	Load capacity [kg]	Order number
Swivel Casters							
	50	18	10	52.2	72	30	5020PJI050L51-10 RAL7035
	50	18	10	52.2	72	30	A020PJI050L51-10 RAL7035
Swivel Casters with wheel brake							
	50	18	10	71.8	72	30	5025PJI050L51-10 RAL7035
	50	18	10	71.8	72	30	A025PJI050L51-10 RAL7035

 <p>Wheel: PJI Wheel center: Polypropylene, Tread: TENTEprene (thermoplastic rubber), plain bearing</p>	 <p>Large color range All casters available in other colors. Contact us for more details.</p>	 <p>Fittings Matching fittings can be found on page 189.</p>
--	--	---


40 - 70kg

Castors for Furniture Series MONO

Series 5020: Housing made of Polyamide, painted
 Series A020: Housing made of Polypropylene, painted
 Load capacity tested according EN 12528



	Wheel diameter [mm]	Tread width [mm]	Center hole [mm]	Swivel Radius [mm]	Overall height [mm]	Load capacity [kg]	Order number
Swivel Casters							
	80	24	10	74	104	70	5020PJH080L51-10 RAL7035
	80	24	10	74	104	40	A020PJH080L51-10 RAL7035
	100	24	10	90	120	70	5020PJH100L51-10 RAL7035
Swivel Casters with wheel brake							
	80	24	10		104	70	5025PJH080L51-10 RAL7035
	80	24	10		104	40	A025PJH080L51-10 RAL7035
	100	24	10		120	70	5025PJH100L51-10 RAL7035
Swivel Casters							
	80	24	10	74	104	70	5020PJH080L51-10 RAL9006
	80	24	10	74	104	40	A020PJH080L51-10 RAL9006
	100	24	10	90	120	70	5020PJH100L51-10 RAL9006
Swivel Casters with wheel brake							
	80	24	10		104	70	5025PJH080L51-10 RAL9006
	80	24	10		104	40	A025PJH080L51-10 RAL9006
	100	24	10		120	70	5025PJH100L51-10 RAL9006




Wheel: PJH
 Wheel center: Polypropylene, Tread: TENTEprene (thermoplastic rubber), with threadguards, plain bearing



Wheel: YGH electric conductive
 Wheel center: Polypropylene, Tread: TENTEprene (thermoplastic rubber), with threadguards, plain bearing



Large color range
 Various colours, painted or injected, available upon request. All versions available in RAL 9006 painted.



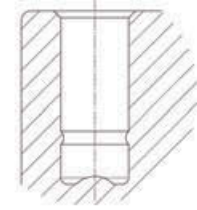
Fittings
 Matching fittings can be found on page 189.



60 - 70kg





Castors for Furniture Series LINEA Light

Frame made from high grade synthetic material
Load capacity tested according EN 12528



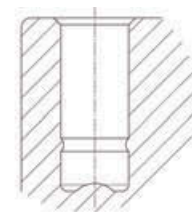
	Wheel diameter [mm]	Tread width [mm]	Caster width [mm]	Center hole [mm]	Dome-Ø [mm]	Swivel Radius [mm]	Overall height [mm]	Load capacity [kg]		Order number
Swivel Casters										
	75	15	55	10	30	65	75.5	60		A920PJI075L51-10 RAL7001
	75	15	55	10	30	65	75.5	60		A920YGI075L51-10 RAL 7001
	75	15	55	10	30	65	75.5	70		5920PJI075L51-10 RAL7001
	75	15	55	10	30	65	75.5	70		5920YGI075L51-10 RAL 7001
Swivel Casters with wheel brake										Order number
	75	15	55	10	30	81	75.5	60		A925PJI075L51-10 RAL7001
	75	15	55	10	30	81	75.5	60		A925YGI075L51-10 RAL7001
	75	15	55	10	30	81	75.5	70		5925PJI075L51-10 RAL7001
	75	15	55	10	30	81	75.5	70		5925YGI075L51-10 RAL7001

Matching fittings can be found on pages 189 - 190.

 <p>Wheel: PJI Wheel center: Polypropylene, Tread: TENTEprene (thermoplastic rubber), plain bearing</p>	 <p>Wheel: YGI electric conductive Wheel center: Polypropylene, Tread: TENTEprene (thermoplastic rubber), plain bearing</p>	 <p>Large color range All casters available in other colors. Contact us for more details.</p>	 <p>Kick-Pedal All casters with lock are available with a larger brake pedal as an option. Please indicate "Kick-Pedal" when ordering.</p>
---	---	---	--

80 - 100kg

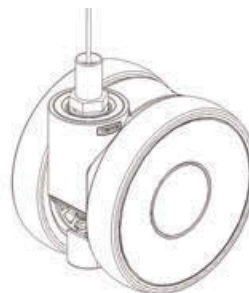
Casters for Furniture Series LINEA Light

 Frame made from high grade synthetic material
 Load capacity tested according EN 12528


	Wheel diameter [mm]	Tread width [mm]	Caster width [mm]	Center hole [mm]	Dome-Ø [mm]	Swivel Radius [mm]	Overall height [mm]	Load capacity [kg]		Order number
Swivel Casters										
	75	15	55	10	30	65	75.5	80		5920UAI075L51-10 RAL7001
	75	15	55	10	30	65	75.5	80		5920XSI075L51-10 RAL7001
	75	15	55	10	30	65	75.5	90		5920UAO075L51-10 RAL7001
	75	15	55	10	30	65	75.5	90		5920XSO075L51-10 RAL7001
	75	15	55	10	30	65	75.5	100		5920UAP075L51-10 RAL7001
	75	15	55	10	30	65	75.5	100		5920XSP075L51-10 RAL7001
	100	20	73	11	40	88	100	100		5920UAP100L51-11 RAL7001
	100	20	73	11	40	88	100	100		5920XSP100L51-11 RAL7001
Swivel Casters with wheel brake										Order number
	75	15	55	10	30	81	75.5	80		5925UAI075L51-10 RAL7001
	75	15	55	10	30	81	75.5	80		5925XSI075L51-10 RAL7001
	75	15	55	10	30	81	75.5	90		5925UAO075L51-10 RAL7001
	75	15	55	10	30	81	75.5	90		5925XSO075L51-10 RAL7001
	75	15	55	10	30	81	75.5	100		5925UAP075L51-10 RAL7001
	75	15	55	10	30	81	75.5	100		5925XSP075L51-10 RAL7001
	100	20	73	11	40	102	100	100		5925UAP100L51-11 RAL7001
	100	20	73	11	40	102	100	100		5925XSP100L51-11 RAL7001

Series 592D with Dead Man Lock

The wheel lock is permanently activated and will be released by actuation. The connection between the caster and the appliance is made by the customer. Fittings with hole for a cable connection are available on demand.



Matching fittings can be found on pages 189 - 190.

	Wheel: UAP Wheel body: Polyamide. Tread: Polyurethane, precision ball bearing.		Wheel: XSP electric conductive, non-marking Wheel body: Polyamide. Tread: Polyurethane, precision ball bearing.		Wheel: UAI / UAO Wheel center: Polyamide, Tread: Polyurethane, plain bearing		Wheel: XSI / XSO electric conductive, non-marking Wheel center: Polyamide, Tread: Polyurethane, plain bearing
--	---	--	--	--	--	--	---



80 - 100kg

Castors for Furniture Series LINEA Light

Frame made from high grade synthetic material
Load capacity tested according EN12528



	Wheel diameter [mm]	Tread width [mm]	Caster width [mm]	Center hole [mm]	Dome-Ø [mm]	Swivel Radius [mm]	Overall height [mm]	Load capacity [kg]		Order number
Swivel Casters										
	75	15	55	10	30	65	75.5	80		592DUA1075L51-10 RAL7001
	75	15	55	10	30	65	75.5	90		592DUA0075L51-10 RAL7001
	75	15	55	10	30	65	75.5	100		592DUAP075L51-10 RAL7001
	100	20	73	11	40	88	100	100		592DUAP100L51-11 RAL7001

Series 592D with Dead Man Lock

The wheel lock is permanently activated and will be released by actuation. The connection between the caster and the appliance is made by the customer. Fittings with hole for a cable connection are available on demand.



Matching fittings can be found on pages 189 - 190.

	<p>Wheel: UAP Wheel body: Polyamide. Tread: Polyurethane, precision ball bearing.</p>		<p>Wheel: XSP electric conductive, non-marking Wheel body: Polyamide. Tread: Polyurethane, precision ball bearing.</p>		<p>Wheel: UAI / UAO Wheel center: Polyamide, Tread: Polyurethane, plain bearing</p>		<p>Wheel: XSI / XSO electric conductive, non-marking Wheel center: Polyamide, Tread: Polyurethane, plain bearing</p>
--	--	--	---	--	--	--	---

75kg

Design Casters Series LEVINA

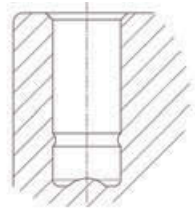
Housing and wheels made from high grade synthetic materials with integrated threadguards, fittings blue passivated, Color: silver-grey RAL 7001. The caster meets all requirements for EN 12530, except for swivel play. Load capacity tested according EN 12530



Swivel Casters	Wheel diameter [mm]	Tread width [mm]	Center hole [mm]	Swivel Radius [mm]	Overall height [mm]	Load capacity [kg]	Order number
	75	25	10	64.5	103	75	5320PJO075L51-10



Swivel Casters with wheel brake	Wheel diameter [mm]	Tread width [mm]	Center hole [mm]	Swivel Radius [mm]	Overall height [mm]	Load capacity [kg]	Order number
	75	25	10	73	103	75	5325PJO075L51-10



<p>Wheel: PJO Wheel center: Polypropylene, Tread: TENTEprene (thermoplastic rubber), without threadguards, plain bearing</p>	<p>Grey Brake Pedal These casters are available with grey locking lever.</p>	<p>Fittings Matching fittings can be found on page 189.</p>
---	---	--



75kg

Design Casters Series LEVINA

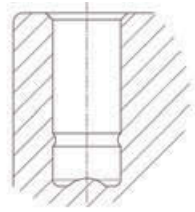
Housing and wheels made from high grade synthetic materials with integrated threadguards, fittings blue passivated, Color: silver-grey RAL 7001. The caster meets all requirements for EN 12530, except for swivel play. Load capacity tested according EN 12530






Swivel Casters	Wheel diameter [mm]	Tread width [mm]	Center hole [mm]	Swivel Radius [mm]	Overall height [mm]	Load capacity [kg]	Order number
	75	25	10	64.5	103	75	5320PJP075L51-10



Swivel Casters with wheel brake	Wheel diameter [mm]	Tread width [mm]	Center hole [mm]	Swivel Radius [mm]	Overall height [mm]	Load capacity [kg]	Order number
	75	25	10	73	103	75	5325PJP075L51-10



 <p>Wheel: PJP Wheel center: Polypropylene, Tread: TENTEprene (thermoplastic rubber), with integrated threadguards, precision ball bearing</p>	 <p>Grey Brake Pedal These casters are available with grey locking lever.</p>	 <p>Fittings Matching fittings can be found on page 189.</p>
--	---	--

75kg

Design Casters Series LEVINA

Housing and wheels made from high grade synthetic materials with integrated threadguards, fittings blue passivated, Color: silver-grey RAL 7001. The caster meets all requirements for EN 12530, except for swivel play. Load capacity tested according EN 12530



	Wheel diameter [mm]	Tread width [mm]	Plate size [mm]	Plate hole centers [mm]	Plate hole [mm]	Offset [mm]	Overall height [mm]	Load capacity [kg]	Order number
Swivel Casters									
	75 75	25 25	77 x 67 95 x 70	61,5/56 x 51,5/46,5 52/44.45 x 76/72	8,5 11	27 27	103 103	75 75	5320PJO075P50 5320PJO075P52
Swivel Casters with wheel brake									Order number
	75 75	25 25	77 x 67 95 x 70	61,5/56 x 51,5/46,5 52/44.45 x 76/72	11	27 27	103 103	75 75	5325PJO075P50 5325PJO075P52

<p>Wheels: PJO Wheel center: Polypropylene, Tread: TENTEprene (thermoplastic rubber), without threadguards, plain bearing</p>	<p>Grey Brake Pedal These casters are available with grey locking lever.</p>	<p>Fittings Matching fittings can be found on page 189.</p>
--	---	--



75kg

Design Casters Series LEVINA

Housing and wheels made from high grade synthetic materials with integrated threadguards, fittings blue passivated, Color: silver-grey RAL 7001. The caster meets all requirements for EN 12530, except for swivel play. Load capacity tested according EN 12530






Swivel Casters	Wheel diameter [mm]	Tread width [mm]	Plate size [mm]	Plate hole centers [mm]	Plate hole [mm]	Offset [mm]	Overall height [mm]	Load capacity [kg]	Order number
	75	25	77 x 67	61,5/56 x 51,5/46,5	8,5	27	103	75	5320PJP075P50
	75	25	95 x 70	52/44.45 x 76/72	11	27	103	75	5320PJP075P52



Swivel Casters with wheel brake	Wheel diameter [mm]	Tread width [mm]	Plate size [mm]	Plate hole centers [mm]	Plate hole [mm]	Offset [mm]	Overall height [mm]	Load capacity [kg]	Order number
	75	25	77 x 67	61,5/56 x 51,5/46,5	8,5	27	103	75	5325PJP075P50
	75	25	95 x 70	52/44.45 x 76/72	11	27	103	75	5325PJP075P52



 <p>Wheels: PJP Wheel center: Polypropylene, Tread: TENTEprene (thermoplastic rubber), with integrated threadguards, precision ball bearing</p>	 <p>Grey Brake Pedal These casters are available with grey locking lever.</p>	 <p>Fittings Matching fittings can be found on page 189.</p>
---	---	--

75kg

Design Casters Series LEVINA

Housing and wheels made from high grade synthetic materials with integrated threadguards, fittings blue passivated, Color: silver-grey RAL 7001. The caster meets all requirements for EN 12530, except for swivel play. Load capacity tested according EN 12530






Swivel Casters	Wheel diameter [mm]	Tread width [mm]	Threaded stem [mm]			Offset [mm]	Overall height [mm]	Load capacity [kg]	Order number
	75	25	9.4 x 25			27	103	75	5320PJO075S70-9.4x25
	75	25	12.4 x 25			27	103	75	5320PJO075S70-12.4x25



Swivel Casters with wheel brake	Wheel diameter [mm]	Tread width [mm]	Threaded stem [mm]			Offset [mm]	Overall height [mm]	Load capacity [kg]	Order number
	75	25	9.4 x 25			27	103	75	5325PJO075S70-9.4x25
	75	25	12.4 x 25			27	103	75	5325PJO075S70-12.4x25



 <p>Wheels: PJO Wheel center: Polypropylene, Tread: TENTEprene (thermoplastic rubber), without threadguards, plain bearing</p>	 <p>Grey Brake Pedal These casters are available with grey locking lever.</p>	 <p>Fittings Matching fittings can be found on page 189.</p>
--	---	--



75kg



Design Casters Series LEVINA

Housing and wheels made from high grade synthetic materials with integrated threadguards, fittings blue passivated, Color: silver-grey RAL 7001. The caster meets all requirements for EN 12530, except for swivel play. Load capacity tested according EN 12530






Swivel Casters	Wheel diameter [mm]	Tread width [mm]	Threaded stem [mm]			Offset [mm]	Overall height [mm]	Load capacity [kg]	Order number
	75	25	9.4 x 25			27	103	75	5320PJP075S70-9.4x25
	75	25	12.4 x 25			27	103	75	5320PJP075S70-12.4x25



Swivel Casters with wheel brake	Wheel diameter [mm]	Tread width [mm]	Threaded stem [mm]			Offset [mm]	Overall height [mm]	Load capacity [kg]	Order number
	75	25	9.4 x 25			27	103	75	5325PJP075S70-9.4x25
	75	25	12.4 x 25			27	103	75	5325PJP075S70-12.4x25



 <p>Wheels: PJP Wheel center: Polypropylene, Tread: TENTEprene (thermoplastic rubber), with integrated threadguards, precision ball bearing</p>	 <p>Grey Brake Pedal These casters are available with grey locking lever.</p>	 <p>Fittings Matching fittings can be found on page 189.</p>
---	---	--

100kg

Design Casters Series LEVINA

Housing and wheels made from high grade synthetic materials with integrated threadguards, fittings double ball bearing swivel head, all fittings bright zinc plated, blue passivated.

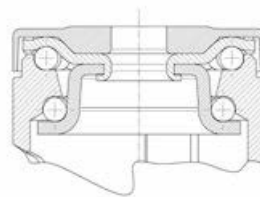
Color: silver-grey RAL 7001

Drawings of plate fittings see page 42 - 43.

Load capacity tested according EN 12530



	Wheel diameter [mm]	Tread width [mm]	Plate size [mm]	Plate hole centers [mm]	Plate hole [mm]	Offset [mm]	Overall height [mm]	Load capacity [kg]		Order number
Swivel Casters										
	100	32	77 x 67	61,5/56 x 51,5/46,5	8,5	36	137	100		5370PJP100P50
	100	32	95 x 70	52/44.45 x 76/72	10	36	137	100		5370PJP100P52
	125	32	77 x 67	61,5/56 x 51,5/46,5	8,5	38	161	100		5370PJP125P50
	125	32	95 x 70	52/44.45 x 76/72	11	38	165	100		5370PJP125P52
	150	32	77 x 67	61,5/56 x 51,5/46,5	8,5	38	190	100		5370PJP150P50
	150	32	77 x 67	52/44.45 x 76/72	11	38	190	100		5370PJP150P52
Swivel Casters with total lock										Order number
	100	32	77 x 67	61,5/56 x 51,5/46,5	8,5	36	137	100		5377PJP100P50
	100	32	95 x 70	52/44.45 x 76/72	11	36	137	100		5377PJP100P52
	125	32	77 x 67	61,5/56 x 51,5/46,5	8,5	38	161	100		5377PJP125P50
	125	32	95 x 70	52/44.45 x 76/72	11	38	165	100		5377PJP125P52
	150	32	77 x 67	61,5/56 x 51,5/46,5	8,5	38	190	100		5377PJP150P50
	150	32	95 x 70	52/44.45 x 76/72	11	38	194	100		5377PJP150P52
Swivel Casters with directional lock										Order number
	100	32	77 x 67	61,5/56 x 51,5/46,5	8,5	36	137	100		5371PJP100P50
	100	32	95 x 70	52/44.45 x 76/72	11	36	137	100		5371PJP100P52
	125	32	77 x 67	61,5/56 x 51,5/46,5	8,5	38	161	100		5371PJP125P50
	125	32	95 x 70	52/44.45 x 76/72	11	38	161	100		5371PJP125P52
	150	32	77 x 67	61,5/56 x 51,5/46,5	8,5	38	190	100		5371PJP150P50
	150	32	95 x 70	52/44.45 x 76/72	11	38	190	100		5371PJP150P52



Wheel: PJP
Wheel center: Polypropylene, Tread: TENTEprene (thermoplastic rubber), with integrated threadguards, precision ball bearing



Color options
All versions available in "grey-white RAL 9002" and "graphite-black RAL 9011".



Grey brake pedal
These casters are available with grey locking lever.



LEVINA XL
In wheel diameter 125 mm these casters are also available with extended fork for a better access to the brake pedal.

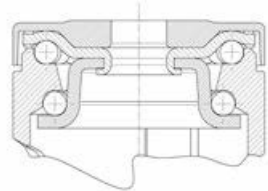


100kg Design Casters Series LEVINA

Housing and wheels made from high grade synthetic materials with integrated threadguards, fittings blue passivated, Color: silver-grey RAL 7001
Load capacity tested according EN 12530



	Wheel diameter [mm]	Tread width [mm]	Center hole [mm]			Offset [mm]	Overall height [mm]	Load capacity [kg]		Order number
Swivel Casters										
	100	32	11			36	137	100		5370PJP100P30-11
	100	32	13			36	137	100		5370PJP100P30-13
	125	32	11			38	161	100		5370PJP125P30-11
	125	32	13			38	161	100		5370PJP125P30-13
	150	32	11			38	190	100		5370PJP150P30-11
	150	32	13			38	190	100		5370PJP150P30-13
Swivel Casters with total lock										Order number
	100	32	11			36	137	100		5377PJP100P30-11
	100	32	13			36	137	100		5377PJP100P30-13
	125	32	11			38	161	100		5377PJP125P30-11
	125	32	13			38	161	100		5377PJP125P30-13
	150	32	11			38	190	100		5377PJP150P30-11
	150	32	13			38	190	100		5377PJP150P30-13
Swivel Casters with directional lock										Order number
	100	32	11			36	137	100		5371PJP100P30-11
	100	32	13			36	137	100		5371PJP100P30-13
	125	32	11			38	161	100		5371PJP125P30-11
	125	32	13			38	161	100		5371PJP125P30-13
	150	32	11			38	190	100		5371PJP150P30-11
	150	32	13			38	190	100		5371PJP150P30-13



Wheel: PJP
Wheel center: Polypropylene, Tread: TENTEprene (thermoplastic rubber), with integrated threadguards, precision ball bearing

Grey brake pedal
These casters are available with grey locking lever.

Buffer wheel
These casters are available with assembled buffer wheel. For further assistance please contact us.

LEVINA XL
In wheel diameter 125 mm these casters are also available with extended fork for a better access to the brake pedal.

100kg

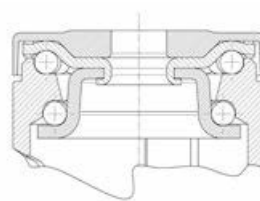
Design Casters Series LEVINA

Housing and wheels made from high grade synthetic materials with integrated threadguards, fittings blue passivated, Color: silver-grey RAL 7001

Load capacity tested according EN 12530



	Wheel diameter [mm]	Tread width [mm]	Bolt-Ø [mm]	Bolt length [mm]	Offset [mm]	Overall height [mm]	Load capacity [kg]		Order number
Swivel Casters									
	100	32	22	45	36	137	100	5370PJP100R05-22x45	
	100	32	25.4	45	36	137	100	5370PJP100R05-25.4	
	100	32	28	45	36	137	100	5370PJP100R05-28x45	
	125	32	22	45	38	161	100	5370PJP125R05-22x45	
	125	32	25.4	45	38	161	100	5370PJP125R05-25.4	
	125	32	28	45	38	161	100	5370PJP125R05-28x45	
	150	32	22	45	38	190	100	5370PJP150R05-22x45	
	150	32	25.4	45	38	190	100	5370PJP150R05-25.4	
	150	32	28	45	38	190	100	5370PJP150R05-28x45	
Swivel Casters with total lock									
	100	32	22	45	36	137	100	5377PJP100R05-22x45	
	100	32	25.4	45	36	137	100	5377PJP100R05-25.4	
	100	32	28	45	36	137	100	5377PJP100R05-28x45	
	125	32	22	45	38	161	100	5377PJP125R05-22x45	
	125	32	25.4	45	38	161	100	5377PJP125R05-25.4	
	125	32	28	45	38	161	100	5377PJP125R05-28x45	
	150	32	22	45	38	190	100	5377PJP150R05-22x45	
	150	32	25.4	45	38	190	100	5377PJP150R05-25.4	
	150	32	28	45	38	190	100	5377PJP150R05-28x45	
Swivel Casters with directional lock									
	100	32	22	45	36	137	100	5371PJP100R05-22x45	
	100	32	25.4	45	36	137	100	5371PJP100R05-25.4	
	100	32	28	45	36	137	100	5371PJP100R05-28x45	
	125	32	22	45	38	161	100	5371PJP125R05-22x45	
	125	32	25.4	45	38	161	100	5371PJP125R05-25.4	
	125	32	28	45	38	161	100	5371PJP125R05-28x45	
	150	32	22	45	38	190	100	5371PJP150R05-22x45	
	150	32	25.4	45	38	190	100	5371PJP150R05-25.4	
	150	32	28	45	38	190	100	5371PJP150R05-28x45	


Wheel: PJP

Wheel center: Polypropylene, Tread: TENTEprene (thermoplastic rubber), with integrated threadguards, precision ball bearing


Grey brake pedal

These casters are available with grey locking lever.


LEVINA XL

In wheel diameter 125 mm these casters are also available with extended fork for a better access to the brake pedal.



80 - 100kg

Design Casters Series LEVINA

Housing and wheels made from high grade synthetic materials with integrated threadguards, fittings double ball bearing swivel head, all fittings bright zinc plated, blue passivated.

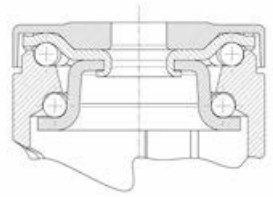
Color: silver-grey RAL 7001

Drawings of plate fittings see page 42 - 43.

Load capacity tested according EN 12530



	Wheel diameter [mm]	Tread width [mm]	Plate size [mm]	Plate hole centers [mm]	Plate hole [mm]	Offset [mm]	Overall height [mm]	Load capacity [kg]		Order number
Swivel Casters										
	100	32	77 x 67	61,5/56 x 51,5/46,5	8,5	36	137	100		5370UAP100P50
	100	32	95 x 70	52/44.45 x 76/72	11	36	141	100		5370UAP100P52
	100	32	77 x 67	61,5/56 x 51,5/46,5	8,5	36	137	100		5370XSP100P50
	100	32	95 x 70	52/44.45 x 76/72	11	36	141	100		5370XSP100P52
	125	32	77 x 67	61,5/56 x 51,5/46,5	8,5	38	161	100		5370UAP125P50
	125	32	95 x 70	52/44.45 x 76/72	11	38	165	100		5370UAP125P52
	125	32	77 x 67	61,5/56 x 51,5/46,5	8,5	38	161	80		5370XSP125P50
	125	32	95 x 70	52/44.45 x 76/72	11	38	165	100		5370XSP125P52
	150	32	77 x 67	61,5/56 x 51,5/46,5	8,5	38	190	100		5370UAP150P50
	150	32	95 x 70	52/44.45 x 76/72	11	38	194	100		5370UAP150P52
Swivel Casters with total lock										
	100	32	77 x 67	61,5/56 x 51,5/46,5	8,5	36	137	100		5377UAP100P50
	100	32	95 x 70	52/44.45 x 76/72	11	36	141	100		5377UAP100P52
	100	32	77 x 67	61,5/56 x 51,5/46,5	8,5	36	137	100		5377XSP100P50
	100	32	95 x 70	52/44.45 x 76/72	11	36	141	100		5377XSP100P52
	125	32	77 x 67	61,5/56 x 51,5/46,5	8,5	38	161	100		5377UAP125P50
	125	32	95 x 70	52/44.45 x 76/72	11	38	165	100		5377UAP125P52
	125	32	77 x 67	61,5/56 x 51,5/46,5	8,5	38	161	80		5377XSP125P50
	125	32	95 x 70	52/44.45 x 76/72	11	38	165	100		5377XSP125P52
	150	32	77 x 67	61,5/56 x 51,5/46,5	8,5	38	190	100		5377UAP150P50
	150	32	95 x 70	52/44.45 x 76/72	11	38	194	100		5377UAP150P52
Swivel Casters with directional lock										
	100	32	77 x 67	61,5/56 x 51,5/46,5	8,5	36	137	100		5371UAP100P50
	100	32	95 x 70	52/44.45 x 76/72	11	36	141	100		5371UAP100P52
	100	32	77 x 67	61,5/56 x 51,5/46,5	8,5	36	137	100		5371XSP100P50
	125	32	77 x 67	61,5/56 x 51,5/46,5	8,5	38	161	100		5371UAP125P50
	125	32	95 x 70	52/44.45 x 76/72	11	38	165	100		5371UAP125P52
	125	32	77 x 67	61,5/56 x 51,5/46,5	8,5	38	161	80		5371XSP125P50
	125	32	95 x 70	52/44.45 x 76/72	11	38	165	100		5371XSP125P52
	150	32	77 x 67	61,5/56 x 51,5/46,5	8,5	38	190	100		5371UAP150P50
	150	32	95 x 70	52/44.45 x 76/72	11	38	194	100		5371UAP150P52



Wheel: UAP
Wheel center: Polyamide, Tread: Polyurethane, with integrated threadguards, precision ball bearing

Wheel: XSP electric conductive, non-marking
Wheel center: Polyamide, Tread: Polyurethane, with integrated threadguards, precision ball bearing

Grey brake pedal
These casters are available with grey locking lever.

LEVINA XL
In wheel diameter 125 mm these casters are also available with extended fork for a better access to the brake pedal.

80 - 100kg

Design Casters Series LEVINA

Housing and wheels made from high grade synthetic materials with integrated threadguards, fittings blue passivated,
Color: silver-grey RAL 7001

Load capacity tested according EN 12530



	Wheel diameter [mm]	Tread width [mm]	Center hole [mm]			Offset [mm]	Overall height [mm]	Load capacity [kg]		Order number
Swivel Casters										
	100	32	11			36	137	100		5370UAP100P30-11
	100	32	13			36	137	100		5370UAP100P30-13
	100	32	11			36	137	100		5370XSP100P30-11
	100	32	13			36	137	100		5370XSP100P30-13
	125	32	11			38	161	100		5370UAP125P30-11
	125	32	13			38	161	100		5370UAP125P30-13
	125	32	11			38	161	80		5370XSP125P30-11
	125	32	13			38	161	80		5370XSP125P30-13
	150	32	11			38	190	100		5370UAP150P30-11
	150	32	13			38	190	100		5370UAP150P30-13
Swivel Casters with total lock										Order number
	100	32	11			36	137	100		5377UAP100P30-11
	100	32	13			36	137	100		5377UAP100P30-13
	100	32	11			36	137	100		5377XSP100P30-11
	100	32	13			36	137	100		5377XSP100P30-13
	125	32	11			38	161	100		5377UAP125P30-11
	125	32	13			38	161	100		5377UAP125P30-13
	125	32	11			38	161	80		5377XSP125P30-11
	125	32	13			38	161	80		5377XSP125P30-13
	150	32	11			38	190	100		5377UAP150P30-11
	150	32	13			38	190	100		5377UAP150P30-13
Swivel Casters with directional lock										Order number
	100	32	11			36	137	100		5371UAP100P30-11
	100	32	13			36	137	100		5371UAP100P30-13
	100	32	11			36	137	100		5371XSP100P30-11
	100	32	13			36	137	100		5371XSP100P30-13
	125	32	11			38	161	100		5371UAP125P30-11
	125	32	13			38	161	100		5371UAP125P30-13
	125	32	11			38	161	80		5371XSP125P30-11
	125	32	13			38	161	80		5371XSP125P30-13
	150	32	11			38	190	100		5371UAP150P30-11
	150	32	13			38	190	100		5371UAP150P30-13



Wheel: UAP
Wheel center: Polyamide, Tread: Polyurethane, with integrated threadguards, precision ball bearing



Wheel: XSP electric conductive, non-marking
Wheel center: Polyamide, Tread: Polyurethane, with integrated threadguards, precision ball bearing



Grey brake pedal
These casters are available with grey locking lever.



LEVINA XL
In wheel diameter 125 mm these casters are also available with extended fork for a better access to the brake pedal.



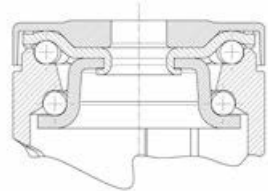
80 - 100kg

Design Casters Series LEVINA

Housing and wheels made from high grade synthetic materials with integrated threadguards, fittings blue passivated, Color: silver-grey RAL 7001
Load capacity tested according EN 12530



	Wheel diameter [mm]	Tread width [mm]	Bolt-Ø [mm]	Bolt length [mm]	Offset [mm]	Overall height [mm]	Load capacity [kg]		Order number
Swivel Casters									
	100	32	25.4	45	36	137	100		5370UAP100R05-25.4
	100	32	25.4	45	36	137	100		5370XSP100R05-25.4
	100	32	28	45	36	137	100		5370UAP100R05-28x45
	100	32	28	45	36	137	100		5370XSP100R05-28x45
	125	32	25.4	45	38	161	100		5370UAP125R05-25.4
	125	32	28	45	38	161	100		5370UAP125R05-28x45
	125	32	25.4	45	38	161	100		5370XSP125R05-25.4
	125	32	28	45	38	161	80		5370XSP125R05-28x45
	150	32	25.4	45	38	190	100		5370UAP150R05-25.4
	150	32	28	45	38	190	100		5370UAP150R05-28x45
Swivel Casters with total lock									Order number
	100	32	25.4	45	36	137	100		5377UAP100R05-25.4
	100	32	28	45	36	137	100		5377UAP100R05-28x45
	100	32	25.4	45	36	137	100		5377XSP100R05-25.4
	100	32	28	45	36	137	100		5377XSP100R05-28x45
	125	32	25.4	45	38	161	100		5377UAP125R05-25.4
	125	32	28	45	38	161	100		5377UAP125R05-28x45
	125	32	25.4	45	38	161	100		5377XSP125R05-25.4
	125	32	28	45	38	161	80		5377XSP125R05-28x45
	150	32	25.4	45	38	190	100		5377UAP150R05-25.4
	150	32	28	45	38	190	100		5377UAP150R05-28x45
Swivel Casters with directional lock									Order number
	100	32	25.4	45	36	137	100		5371UAP100R05-25.4
	100	32	28	45	36	137	100		5371UAP100R05-28x45
	100	32	25.4	45	36	137	100		5371XSP100R05-25.4
	100	32	28	45	36	137	100		5371XSP100R05-28x45
	125	32	25.4	45	38	161	100		5371UAP125R05-25.4
	125	32	28	45	38	161	100		5371UAP125R05-28x45
	125	32	25.4	45	38	161	100		5371XSP125R05-25.4
	125	32	28	45	38	161	80		5371XSP125R05-28x45
	150	32	25.4	45	38	190	100		5371UAP150R05-25.4
	150	32	28	45	38	190	100		5371UAP150R05-28x45



Fitting Options: also available with R05-22 solid stem. Matching adapters can be found on page 196

 <p>Wheel: UAP Wheel center: Polyamide, Tread: Polyurethane, with integrated threadguards, precision ball bearing</p>	 <p>Wheel: XSP electric conductive, non-marking Wheel center: Polyamide, Tread: Polyurethane, with integrated threadguards, precision ball bearing</p>	 <p>Grey brake pedal These casters are available with grey locking lever.</p>	 <p>LEVINA XL In wheel diameter 125 mm these casters are also available with extended fork for a better access to the brake pedal.</p>
---	--	---	--

100kg

Design Casters Series LEVINA stainless

Housing and wheels made from high grade synthetic materials with integrated threadguards, double ball bearing swivel head, all metal components stainless steel,

Color: silver-grey RAL 7001

Drawings of plate fittings see page 42 - 43.

Load capacity tested according EN 12530



	Wheel diameter [mm]	Tread width [mm]	Plate size [mm]	Plate hole centers [mm]	Plate hole [mm]	Offset [mm]	Overall height [mm]	Load capacity [kg]		Order number
Swivel Casters										
	100	32	77 x 67	61,5/56 x 51,5/46,5	8,5	36	137	100		5380PJC100P50
	100	32	95 x 70	52/44.45 x 76/72	11	36	141	100		5380PJC100P52
	125	32	77 x 67	61,5/56 x 51,5/46,5	8,5	38	161	100		5380PJC125P50
	125	32	95 x 70	52/44.45 x 76/72	11	38	165	100		5380PJC125P52
	150	32	77 x 67	61,5/56 x 51,5/46,5	8,5	38	190	100		5380PJC150P50
	150	32	95 x 70	52/44.45 x 76/72	11	38	194	100		5380PJC150P52
Swivel Casters with total lock										Order number
	100	32	77 x 67	61,5/56 x 51,5/46,5	8,5	36	137	100		5387PJC100P50
	100	32	95 x 70	52/44.45 x 76/72	11	36	141	100		5387PJC100P52
	125	32	77 x 67	61,5/56 x 51,5/46,5	8,5	38	161	100		5387PJC125P50
	125	32	95 x 70	52/44.45 x 76/72	11	38	165	100		5387PJC125P52
	150	32	77 x 67	61,5/56 x 51,5/46,5	8,5	38	190	100		5387PJC150P50
	150	32	95 x 70	52/44.45 x 76/72	11	38	194	100		5387PJC150P52
Swivel Casters with directional lock										Order number
	100	32	77 x 67	61,5/56 x 51,5/46,5	8,5	36	137	100		5381PJC100P50
	100	32	95 x 70	52/44.45 x 76/72	11	36	141	100		5381PJC100P52
	125	32	77 x 67	61,5/56 x 51,5/46,5	8,5	38	161	100		5381PJC125P50
	125	32	95 x 70	52/44.45 x 76/72	11	38	165	100		5381PJC125P52
	150	32	77 x 67	61,5/56 x 51,5/46,5	8,5	38	190	100		5381PJC150P50
	150	32	95 x 70	52/44.45 x 76/72	11	38	194	100		5381PJC150P52


Wheel: PJC

Wheel center: Polypropylene, Tread: TENTEprene (thermoplastic rubber), with integrated threadguards, precision ball bearing, stainless


Color options

All versions available in "grey-white RAL 9002" and "graphite-black RAL 9011".


Grey brake pedal

These casters are available with grey locking lever.


LEVINA XL

In wheel diameter 125 mm these casters are also available with extended fork for a better access to the brake pedal.



100kg



Design Casters Series LEVINA stainless

Housing and wheels made from high grade synthetic materials with integrated threadguards, double ball bearing swivel head, all metal components stainless steel,
Color: silver-grey RAL 7001





Load capacity tested according EN 12530



Swivel Casters	Wheel diameter [mm]	Tread width [mm]	Center hole [mm]	Offset [mm]	Overall height [mm]	Load capacity [kg]	Order number
	100	32	11	36	137	100	5380PJC100P30-11
	100	32	13	36	137	100	5380PJC100P30-13
	125	32	11	38	161	100	5380PJC125P30-11
	125	32	13	38	161	100	5380PJC125P30-13
	150	32	11	38	190	100	5380PJC150P30-11
	150	32	13	38	190	100	5380PJC150P30-13

Swivel Casters with total lock	Wheel diameter [mm]	Tread width [mm]	Center hole [mm]	Offset [mm]	Overall height [mm]	Load capacity [kg]	Order number
	100	32	11	36	137	100	5387PJC100P30-11
	100	32	13	36	137	100	5387PJC100P30-13
	125	32	11	38	161	100	5387PJC125P30-11
	125	32	13	38	161	100	5387PJC125P30-13
	150	32	11	38	190	100	5387PJC150P30-11
	150	32	13	38	190	100	5387PJC150P30-13

Swivel Casters with directional lock	Wheel diameter [mm]	Tread width [mm]	Center hole [mm]	Offset [mm]	Overall height [mm]	Load capacity [kg]	Order number
	100	32	11	36	137	100	5381PJC100P30-11
	100	32	13	36	137	100	5381PJC100P30-13
	125	32	11	38	161	100	5381PJC125P30-11
	125	32	13	38	161	100	5381PJC125P30-13
	150	32	11	38	190	100	5381PJC150P30-11
	150	32	13	38	190	100	5381PJC150P30-13

 <p>Wheel: PJC Wheel center: Polypropylene, Tread: TENTEprene (thermoplastic rubber), with integrated threadguards, precision ball bearing, stainless</p>	 <p>Grey brake pedal These casters are available with grey locking lever.</p>	 <p>Buffer wheel These casters are available with assembled buffer wheel. For further assistance please contact us.</p>	 <p>LEVINA XL In wheel diameter 125 mm these casters are also available with extended fork for a better access to the brake pedal.</p>
---	---	---	--

100kg



Design Casters Series LEVINA stainless

Housing and wheels made from high grade synthetic materials with integrated threadguards, double ball bearing swivel head, all metal components stainless steel,

Color: silver-grey RAL 7001

Load capacity tested according EN 12530



Swivel Casters	Wheel diameter [mm]	Tread width [mm]	Bolt-Ø [mm]	Bolt length [mm]	Offset [mm]	Overall height [mm]	Load capacity [kg]	Order number
	100	32	25.4	45	36	137	100	5380PJC100R05-25.4
	100	32	28	45	36	137	100	5380PJC100R05-28x45
	125	32	25.4	45	38	161	100	5380PJC125R05-25.4
	125	32	28	45	38	161	100	5380PJC125R05-28x45
	150	32	25.4	45	38	190	100	5380PJC150R05-25.4
	150	32	28	45	38	190	100	5380PJC150R05-28x45

Swivel Casters with total lock	Wheel diameter [mm]	Tread width [mm]	Bolt-Ø [mm]	Bolt length [mm]	Offset [mm]	Overall height [mm]	Load capacity [kg]	Order number
	100	32	25.4	45	36	137	100	5387PJC100R05-25.4
	100	32	28	45	36	137	100	5387PJC100R05-28x45
	125	32	25.4	45	38	161	100	5387PJC125R05-25.4
	125	32	28	45	38	161	100	5387PJC125R05-28x45
	150	32	25.4	45	38	190	100	5387PJC150R05-25.4
	150	32	28	45	38	190	100	5387PJC150R05-28x45

Swivel Casters with directional lock	Wheel diameter [mm]	Tread width [mm]	Bolt-Ø [mm]	Bolt length [mm]	Offset [mm]	Overall height [mm]	Load capacity [kg]	Order number
	100	32	25.4	45	36	137	100	5381PJC100R05-25.4
	100	32	28	45	36	137	100	5381PJC100R05-28x45
	125	32	25.4	45	38	161	100	5381PJC125R05-25.4
	125	32	28	45	38	161	100	5381PJC125R05-28x45
	150	32	25.4	45	38	190	100	5381PJC150R05-25.4
	150	32	28	45	38	190	100	5381PJC150R05-28x45

 <p>Wheel: PJC Wheel center: Polypropylene, Tread: TENTEprene (thermoplastic rubber), with integrated threadguards, precision ball bearing, stainless</p>	 <p>Grey brake pedal These casters are available with grey locking lever.</p>	 <p>LEVINA XL In wheel diameter 125 mm these casters are also available with extended fork for a better access to the brake pedal.</p>	 <p>Fitting Option: Also available with R05-22mm solid stem.</p>
---	---	--	--



80 - 100kg



Design Casters Series LEVINA stainless

Housing and wheels made from high grade synthetic materials with integrated threadguards, double ball bearing swivel head, all metal components stainless steel,

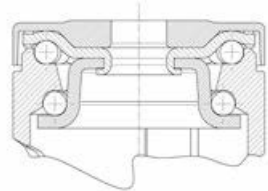
Color: silver-grey RAL 7001

Drawings of plate fittings see pages 42 - 43.

Load capacity tested according EN 12530



	Wheel diameter [mm]	Tread width [mm]	Plate size [mm]	Plate hole centers [mm]	Plate hole [mm]	Offset [mm]	Overall height [mm]	Load capacity [kg]		Order number
Swivel Casters										
	100	32	77 x 67	61,5/56 x 51,5/46,5	8,5	36	137	100		5380UAC100P50
	100	32	95 x 70	52/44.5 x 76/72	11	36	141	100		5380UAC100P52
	100	32	77 x 67	61,5/56 x 51,5/46,5	8,5	36	137	100		5380XSC100P50
	100	32	95 x 70	52/44.5 x 76/72	11	36	141	100		5380XSC100P52
	125	32	77 x 67	61,5/56 x 51,5/46,5	8,5	38	161	100		5380UAC125P50
	125	32	95 x 70	52/44.5 x 76/72	11	38	165	100		5380UAC125P52
	125	32	77 x 67	61,5/56 x 51,5/46,5	8,5	38	161	80		5380XSC125P50
	125	32	95 x 70	52/44.5 x 76/72	11	38	165	100		5380XSC125P52
	150	32	77 x 67	61,5/56 x 51,5/46,5	8,5	38	190	100		5380UAC150P50
	150	32	95 x 70	52/44.5 x 76/72	11	38	194	100		5380UAC150P52
Swivel Casters with total lock										
	100	32	77 x 67	61,5/56 x 51,5/46,5	8,5	36	137	100		5387UAC100P50
	100	32	95 x 70	52/44.5 x 76/72	11	36	141	100		5387UAC100P52
	100	32	77 x 67	61,5/56 x 51,5/46,5	8,5	36	137	100		5387XSC100P50
	100	32	95 x 70	52/44.5 x 76/72	11	36	141	100		5387XSC100P52
	125	32	77 x 67	61,5/56 x 51,5/46,5	8,5	38	161	100		5387UAC125P50
	125	32	95 x 70	52/44.5 x 76/72	11	38	165	100		5387UAC125P52
	125	32	77 x 67	61,5/56 x 51,5/46,5	8,5	38	161	80		5387XSC125P50
	125	32	95 x 70	52/44.5 x 76/72	11	38	165	100		5387XSC125P52
	150	32	77 x 67	61,5/56 x 51,5/46,5	8,5	38	190	100		5387UAC150P50
	150	32	95 x 70	52/44.5 x 76/72	11	38	194	100		5387UAC150P52
Swivel Casters with directional lock										
	100	32	77 x 67	61,5/56 x 51,5/46,5	8,5	36	137	100		5381UAC100P50
	100	32	95 x 70	52/44.5 x 76/72	11	36	141	100		5381UAC100P52
	100	32	77 x 67	61,5/56 x 51,5/46,5	8,5	36	137	100		5381XSC100P50
	100	32	95 x 70	52/44.5 x 76/72	11	36	141	100		5381XSC100P52
	125	32	77 x 67	61,5/56 x 51,5/46,5	8,5	38	161	100		5381UAC125P50
	125	32	95 x 70	52/44.5 x 76/72	11	38	165	100		5381UAC125P52
	125	32	77 x 67	61,5/56 x 51,5/46,5	8,5	38	161	80		5381XSC125P50
	125	32	95 x 70	52/44.5 x 76/72	11	38	165	100		5381XSC125P52
	150	32	77 x 67	61,5/56 x 51,5/46,5	8,5	38	190	100		5381UAC150P50
	150	32	95 x 70	52/44.5 x 76/72	11	38	194	100		5381UAC150P52



Wheel: UAC
Wheel center: Polyamide, Tread: Polyurethane, with integrated threadguards, precision ball bearing, stainless

Wheel: XSC electric conductive, non-marking
Wheel center: Polyamide, Tread: Polyurethane, with integrated threadguards, precision ball bearing, stainless

Grey brake pedal
These casters are available with grey locking lever.

LEVINA XL
In wheel diameter 125 mm these casters are also available with extended fork for a better access to the brake pedal.

80 - 100kg



Design Casters Series LEVINA stainless

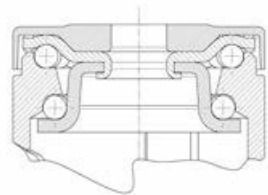
Housing and wheels made from high grade synthetic materials with integrated threadguards, double ball bearing swivel head, all metal components stainless steel,

Color: silver-grey RAL 7001

Load capacity tested according EN 12530



	Wheel diameter [mm]	Tread width [mm]	Center hole [mm]			Offset [mm]	Overall height [mm]	Load capacity [kg]		Order number
Swivel Casters										
	100	32	11			36	137	100		5380UAC100P30-11
	100	32	13			36	137	100		5380UAC100P30-13
	100	32	11			36	137	100		5380XSC100P30-11
	100	32	13			36	137	100		5380XSC100P30-13
	125	32	11			38	161	100		5380UAC125P30-11
	125	32	13			38	161	100		5380UAC125P30-13
	125	32	11			38	161	80		5380XSC125P30-11
	125	32	13			38	161	80		5380XSC125P30-13
	150	32	11			38	190	100		5380UAC150P30-11
	150	32	13			38	190	100		5380UAC150P30-13
Swivel Casters with total lock										Order number
	100	32	11			36	137	100		5387UAC100P30-11
	100	32	13			36	137	100		5387UAC100P30-13
	100	32	11			36	137	100		5387XSC100P30-11
	100	32	13			36	137	100		5387XSC100P30-13
	125	32	11			38	161	100		5387UAC125P30-11
	125	32	13			38	161	100		5387UAC125P30-13
	125	32	11			38	161	80		5387XSC125P30-11
	125	32	13			38	161	80		5387XSC125P30-13
	150	32	11			38	190	100		5387UAC150P30-11
	150	32	13			38	190	100		5387UAC150P30-13
Swivel Casters with directional lock										Order number
	100	32	11			36	137	100		5381UAC100P30-11
	100	32	13			36	137	100		5381UAC100P30-13
	100	32	11			36	137	100		5381XSC100P30-11
	100	32	13			36	137	100		5381XSC100P30-13
	125	32	11			38	161	100		5381UAC125P30-11
	125	32	13			38	161	100		5381UAC125P30-13
	125	32	11			38	161	80		5381XSC125P30-11
	125	32	13			38	161	80		5381XSC125P30-13
	150	32	11			38	190	100		5381UAC150P30-11
	150	32	13			38	190	100		5381UAC150P30-13



Wheel: UAC
 Wheel center: Polyamide, Tread: Polyurethane, with integrated threadguards, precision ball bearing, stainless

Wheel: XSC electric conductive, non-marking
 Wheel center: Polyamide, Tread: Polyurethane, with integrated threadguards, precision ball bearing, stainless

Grey brake pedal
 These casters are available with grey locking lever.

LEVINA XL
 In wheel diameter 125 mm these casters are also available with extended fork for a better access to the brake pedal.



80 - 100kg



Design Casters Series LEVINA stainless

Housing and wheels made from high grade synthetic materials with integrated threadguards, metal components stainless steel, Color: silver-grey RAL 7001

Load capacity tested according EN 12530



	Wheel diameter [mm]	Tread width [mm]	Bolt-Ø [mm]	Bolt length [mm]	Offset [mm]	Overall height [mm]	Load capacity [kg]	Order number
Swivel Casters								
	100	32	22	45	36	137	100	5380UAC100R05-22
	100	32	25.4	45	36	137	100	5380UAC100R05-25.4
	100	32	28	45	36	137	100	5380UAC100R05-28x45
	100	32	25.4	45	36	137	100	5380XSC100R05-25.4
	100	32	28	45	36	137	100	5380XSC100R05-28x45
	125	32	25.4	45	38	161	100	5380UAC125R05-25.4
	125	32	28	45	38	161	100	5380UAC125R05-28x45
	125	32	25.4	45	38	161	80	5380XSC125R05-25.4
	125	32	28	45	38	161	80	5380XSC125R05-28x45
	150	32	28	45	38	190	100	5380UAC150R05-28x45
	150	32	25.4	45	38	190	100	5380UAC150R05-25.4
Swivel Casters with total lock								
	100	32	25.4	45	36	137	100	5387UAC100R05-25.4
	100	32	28	45	36	137	100	5387UAC100R05-28x45
	100	32	25.4	45	36	137	100	5387XSC100R05-25.4
	100	32	28	45	36	137	100	5387XSC100R05-28x45
	125	32	25.4	45	38	161	100	5387UAC125R05-25.4
	125	32	28	45	38	161	100	5387UAC125R05-28x45
	125	32	25.4	45	38	161	80	5387XSC125R05-25.4
	125	32	28	45	38	161	80	5387XSC125R05-28x45
	150	32	25.4	45	38	190	100	5387UAC150R05-25.4
	150	32	28	45	38	190	100	5387UAC150R05-28x45
Swivel Casters with directional lock								
	100	32	25.4	45	36	137	100	5381UAC100R05-25.4
	100	32	28	45	36	137	100	5381UAC100R05-28x45
	100	32	25.4	45	36	137	100	5381XSC100R05-25.4
	100	32	28	45	36	137	100	5381XSC100R05-28x45
	125	32	25.4	45	38	161	100	5381UAC125R05-25.4
	125	32	28	45	38	161	100	5381UAC125R05-28x45
	125	32	25.4	45	38	161	100	5381XSC125R05-25.4
	125	32	28	45	38	161	80	5381XSC125R05-28x45
	150	32	28	45	38	190	100	5381UAC150R05-28x45
	150	32	25.4	45	38	190	100	5381UAC150R05-25.4

All versions available with R05-22mm solid stem.

<p>Wheel: UAC Wheel center: Polyamide, Tread: Polyurethane, with integrated threadguards, precision ball bearing, stainless</p>	<p>Wheel: XSC electric conductive, non-marking Wheel center: Polyamide, Tread: Polyurethane, with integrated threadguards, precision ball bearing, stainless</p>	<p>Grey brake pedal These casters are available with grey locking lever.</p>	<p>LEVINA XL In wheel diameter 125 mm these casters are also available with extended fork for a better access to the brake pedal.</p>
--	---	---	--

80 - 100kg



Design Casters Series LEVINA stainless

Housing and wheels made from high grade synthetic materials, metal components stainless steel,
 Color: silver-grey RAL 7001
 Load capacity tested according EN 12530



Swivel Casters									Order number
	100	32	11			36	137	80	5380PJO100P30-11
	100	32	13			36	137	80	5380PJO100P30-13
	125	32	11			38	161	100	5380PJO125P30-11
	125	32	13			38	161	100	5380PJO125P30-13

Swivel Casters with total lock									Order number
	100	32	11			36	137	80	5387PJO100P30-11
	100	32	13			36	137	80	5387PJO100P30-13
	125	32	11			38	161	100	5387PJO125P30-11
	125	32	13			38	161	100	5387PJO125P30-13

Swivel Casters with directional lock									Order number
	100	32	11			36	137	80	5381PJO100P30-11
	100	32	13			36	137	80	5381PJO100P30-13
	125	32	11			38	161	100	5381PJO125P30-11
	125	32	13			38	161	100	5381PJO125P30-13

Wheel: PJO
 Wheel center: Polypropylene, Tread: TENTEprene (thermoplastic rubber), without threadguards, plain bearing

Small Threadguard
 These casters are available with PIP wheel and small threadguards for the food industry.

Grey brake pedal
 These casters are available with grey locking lever.



75 - 100kg

Design Casters Series 5320

Swivel caster, housing and wheels made from high grade synthetic materials, with integrated thread-guards, all fittings bright zinc plated, yellow thick layer passivated, plate fitting.

Drawings of plate fittings see pages 42 - 43.

Load capacity tested according EN 12530



	Wheel diameter [mm]	Tread width [mm]	Plate size [mm]	Plate hole centers [mm]	Plate hole [mm]	Offset [mm]	Overall height [mm]	Load capacity [kg]		Order number
Swivel Casters										
	75	25	77 x 67	61,5/56 x 51,5/46,5	8,5	27	103	75		5320PJP075P50
	75	25	95 x 70	52/44.45 x 76/72	11	27	103	75		5320PJP075P52
	100	32	77 x 67	61,5/56 x 51,5/46,5	8,5	37	141	100		5320PJP100P50
	100	32	95 x 70	52/44.45 x 76/72	11	37	141	100		5320PJP100P52
	125	32	77 x 67	61,5/56 x 51,5/46,5	8,5	37	166	100		5320PJP125P50
	125	32	95 x 70	52/44.45 x 76/72	11	37	166	100		5320PJP125P52
Rigid Casters										
	100	32	77 x 67	61,5/56 x 51,5/46,5	8,5		141	100		5328PJP100P50
	100	32	95 x 70	52/44.45 x 76/72	11		141	100		5328PJP100P52
	125	32	77 x 67	61,5/56 x 51,5/46,5	8,5		166	100		5328PJP125P50
	125	32	95 x 70	52/44.45 x 76/72	11		166	100		5328PJP125P52
Swivel Casters with total lock										
	100	32	77 x 67	61,5/56 x 51,5/46,5	8,5	37	141	100		5327PJP100P50
	100	32	95 x 70	52/44.45 x 76/72	11	37	141	100		5327PJP100P52
	125	32	77 x 67	61,5/56 x 51,5/46,5	8,5	38	166	100		5327PJP125P50
	125	32	95 x 70	52/44.45 x 76/72	11	37	166	100		5327PJP125P52
Swivel Casters with directional lock										
	100	32	77 x 67	61,5/56 x 51,5/46,5	8,5	37	141	100		5321PJP100P50
	100	32	95 x 70	52/44.45 x 76/72	11	37	141	100		5321PJP100P52
	125	32	77 x 67	61,5/56 x 51,5/46,5	8,5	38	166	100		5321PJP125P50
	125	32	95 x 70	52/44.45 x 76/72	11	37	166	100		5321PJP125P52



Wheel: PJP

Wheel center made of Polypropylene, Tread: TENTEprene (thermoplastic rubber), grey non-marking, precision ball bearing, with threadguards



Grey bake pedal

These casters are also available with grey locking brake lever.





100kg

Design Casters Series 5320

Swivel caster, housing and wheels made from high grade synthetic materials, with integrated thread-guards, all fittings bright zinc plated, yellow thick layer passivated.

Load capacity tested according EN 12530



	Wheel diameter [mm]	Tread width [mm]	Bolt-Ø [mm]	Bolt length [mm]	Offset [mm]	Overall height [mm]	Load capacity [kg]	Order number
Swivel Casters 	 100 125	 32 32	 18 28	 62 45	 37 37	 137 162	 100 100	5320PJP100R05-18x62 5320PJP125R05-28x45
Rigid Casters 	 100	 32	 18	 62		 137	 100	5328PJP100R05-18x62
Swivel Casters with total lock 	 100 125	 32 32	 18 28	 62 45	 37 38	 137 162	 100 100	5327PJP100R05-18x62 5327PJP125R05-28x45
Swivel Casters with directional lock 	 100 125	 32 32	 18 28	 62 45	 37 38	 137 162	 100 100	5321PJP100R05-18x62 5321PJP125R05-28x45



Wheel: PJP

Wheel center made of Polypropylene, Tread: TENTEprene (thermoplastic rubber), grey non-marking, precision ball bearing, with threadguards



Grey bake pedal

These casters are also available with grey locking brake lever.



Fitting Options:

All versions available with R05-22 or R05-25.4 solid stem.






75 - 100kg Design Casters Series 5320

Swivel caster, housing and wheels made from high grade synthetic materials, with integrated thread-guards, all fittings bright zinc plated, yellow thick layer passivated.
Load capacity tested according EN 12530



	Wheel diameter [mm]	Tread width [mm]	Threaded stem [mm]			Offset [mm]	Overall height [mm]	Load capacity [kg]		Order number
Swivel Casters										
	75	25	9.4 x 25			27	103	75		5320PJP075S70-9.4x25
	75	25	12.4 x 25			27	103	75		5320PJP075S70-12.4x25
	100	32	M 10 x 17			37	137	100		5320PJP100S70
	100	32	9.4 x 25			37	137	100		5320PJP100S70-9.4x25
	100	32	12.4 x 25			37	137	100		5320PJP100S70-12.4x25
	125	32	M 10 x 17			37	162	100		5320PJP125S70
	125	32	9.4 x 25			37	137	100		5320PJP125S70-9.4x25
	125	32	12.4 x 25			37	137	100		5320PJP125S70-12.4x25
Swivel Casters with total lock										Order number
	100	32	M 10 x 17			37	137	100		5327PJP100S70
	100	32	12.4 x 25			37	137	100		5327PJP100S70-12.4x25
	125	32	M 10 x 17			38	162	100		5327PJP125S70
	125	32	12.4 x 25			37	162	100		5327PJP125S70-12.4x25

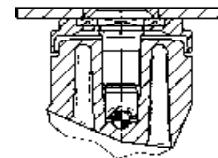
 <p>Wheel: PJP Wheel center made of Polypropylene, Tread: TENTEprene (thermoplastic rubber), grey non-marking, precision ball bearing, with threadguards</p>	 <p>Grey bake pedal These casters are also available with grey locking brake lever.</p>	 <p>Fitting Options: S70 1/2-13x1" (also known as S70 12.4 x 25mm). S70 3/8-16x1" (also known as S70 9.4 x 25mm).</p>
--	---	---

100kg

Design Casters Series 5320

Swivel caster, housing and wheels made from high grade synthetic materials, with integrated thread-guards, all fittings bright zinc plated, yellow thick layer passivated, plate fitting.

Load capacity tested according EN 12530



Swivel Casters									Order number
	100	32	77 x 67	61,5/56 x 51,5/46,5	8,5	37	141	100	5320UAP100P50
	100	32	95 x 70	52/44.45 x 76/72	11	37	141	100	5320UAP100P52
	100	32	95 x 70	52/44.45 x 76/72	11	37	141	100	5320XSX100P52
	125	32	95 x 70	52/44.45 x 76/72	11	37	166	100	5320XSX125P52
	125	32	77 x 67	61,5/56 x 51,5/46,5	8,5	37	166	100	5320UAP125P50
	125	32	95 x 70	52/44.45 x 76/72	11	37	166	100	5320UAP125P52

Swivel Casters with total lock									Order number
	100	32	77 x 67	61,5/56 x 51,5/46,5	8,5	37	141	100	5327UAP100P50
	100	32	95 x 70	52/44.45 x 76/72	11	37	141	100	5327XSX100P52
	100	32	95 x 70	52/44.45 x 76/72	11	37	141	100	5327UAP100P52
	125	32	77 x 67	61,5/56 x 51,5/46,5	8,5	38	166	100	5327UAP125P50
	125	32	95 x 70	52/44.45 x 76/72	11	37	166	100	5327UAP125P52
	125	32	95 x 70	52/44.45 x 76/72	11	37	166	100	5327UAX125P52
	125	32	95 x 70	52/44.45 x 76/72	11	37	166	100	5327XSX125P52

Rigid Casters									Order number
	100	32	95 x 70	52/44.45 x 76/72	11		141	100	5328UAP100P52
	125	32	95 x 70	52/44.45 x 76/72	11		166	100	5328UAP125P52
	125	32	95 x 70	52/44.45 x 76/72	11		166	100	5328UAX125P52
	125	32	95 x 70	52/44.45 x 76/72	11		166	100	5328XSX125P52

Swivel Casters with directional lock									Order number
	100	32	95 x 70	52/44.45 x 76/72	11	37	141	100	5321UAP100P52
	100	32	95 x 70	52/44.45 x 76/72	11	37	141	100	5321XSX100P52
	125	32	95 x 70	52/44.45 x 76/72	11	37	166	100	5321UAP125P52
	125	32	95 x 70	52/44.45 x 76/72	11	37	166	100	5321UAX125P52
	125	32	95 x 70	52/44.45 x 76/72	11	37	166	100	5321XSX125P52



Wheel: UAP
Wheel center made of Polyamide, Tread: Polyurethane, precision ball bearing, with threadguards



Wheel: UAX
Wheel center: Polyamide, Tread: Polyurethane, with integrated threadguards, precision ball bearing, sealed



Wheel: XSX
Wheel center: Polyamide, Tread: Polyurethane, with integrated threadguards, precision ball bearing, sealed washable

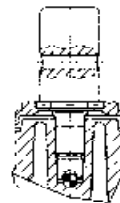


Grey bake pedal
These casters are also available with grey locking brake lever.



100kg Design Casters Series 5320

Swivel caster, housing and wheels made from high grade synthetic materials, with integrated thread-guards, all fittings bright zinc plated, yellow thick layer passivated.
Load capacity tested according EN 12530



Swivel Casters	Wheel diameter [mm]	Tread width [mm]	Bolt-Ø [mm]	Bolt length [mm]	Offset [mm]	Overall height [mm]	Load capacity [kg]	Order number
	100	32	18	62	37	137	100	5320UAP100R05-18x62
	100	32	18	62	37	137	100	5320XSX100R05-18x62
	125	32	28	45	37	162	100	5320UAP125R05-28x45
	125	32	18	62	37	162	100	5320XSX125R05-18x62
	125	32	28	45	37	162	100	5320XSX125R05-28x45

Swivel Casters with total lock	Wheel diameter [mm]	Tread width [mm]	Bolt-Ø [mm]	Bolt length [mm]	Offset [mm]	Overall height [mm]	Load capacity [kg]	Order number
	100	32	18	62	37	137	100	5327UAP100R05-18x62
	100	32	18	62	37	137	100	5327XSX100R05-18x62
	125	32	28	45	38	162	100	5327UAP125R05-28x45
	125	32	18	62	38	162	100	5327XSX125R05-18x62
	125	32	28	45	38	162	100	5327XSX125R05-28x45

Rigid Casters	Wheel diameter [mm]	Tread width [mm]	Bolt-Ø [mm]	Bolt length [mm]	Offset [mm]	Overall height [mm]	Load capacity [kg]	Order number
	100	32	18	62		137	100	5328UAP100R05-18x62
	125	32	18	62		162	100	5328XSX125R05-18x62

Swivel Casters with directional lock	Wheel diameter [mm]	Tread width [mm]	Bolt-Ø [mm]	Bolt length [mm]	Offset [mm]	Overall height [mm]	Load capacity [kg]	Order number
	100	32	18	62	37	137	100	5321UAP100R05-18x62
	100	32	18	62	37	137	100	5321XSX100R05-18x62
	125	32	28	45	38	162	100	5321UAP125R05-28x45
	125	32	18	62	38	162	100	5321XSX125R05-18x62
	125	32	28	45	38	162	100	5321XSX125R05-28x45

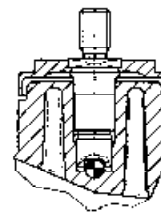
<p>Wheel: UAP Wheel center made of Polyamide, Tread: Polyurethane, precision ball bearing, with threadguards</p>	<p>Wheel: XSX Wheel center: Polyamide, Tread: Polyurethane, with integrated threadguards, precision ball bearing, sealed washable</p>	<p>Grey bake pedal These casters are also available with grey locking brake lever.</p>	<p>Fitting Options: All versions available with R05-25.4 and R05-22 mm solid stems.</p>
---	--	---	--

100kg

Design Casters Series 5320

Swivel caster, housing and wheels made from high grade synthetic materials, with integrated thread-guards, all fittings bright zinc plated, yellow thick layer passivated.

Load capacity tested according EN 12530



	Wheel diameter [mm]	Tread width [mm]	Threaded stem [mm]			Offset [mm]	Overall height [mm]	Load capacity [kg]		Order number
Swivel Casters										
	100	32	M 10 x 17			37	137	100		5320UAP100S70
	100	32	9.4 x 25			37	137	100		5320UAP100S70-9.4x25
	100	32	12.4 x 25			37	137	100		5320UAP100S70-12.4x25
	100	32	M 10 x 17			37	137	100		5320XSX100S70
	100	32	9.4 x 25			37	137	100		5320XSX100S70-9.4x25
	100	32	12.4 x 25			37	137	100		5320XSX100S70-12.4x25
	125	32	M 10 x 17			37	162	100		5320UAP125S70
	125	32	9.4 x 25			37	162	100		5320UAP125S70-9.4x25
	125	32	12.4 x 25			37	162	100		5320UAP125S70-12.4x25
	125	32	M 10 x 17			37	162	100		5320XSX125S70
	125	32	12.4 x 25			37	162	100		5320XSX125S70-12.4x25
Swivel Casters with total lock										Order number
	100	32	M 10 x 17			37	137	100		5327UAP100S70
	100	32	9.4 x 25			37	137	100		5327UAP100S70-9.4x25
	100	32	12.4 x 25			37	137	100		5327UAP100S70-12.4x25
	100	32	M 10 x 17			37	137	100		5327XSX100S70
	100	32	9.4 x 25			37	137	100		5327XSX100S70-9.4x25
	100	32	12.4 x 25			37	137	100		5327XSX100S70-12.4x25
	125	32	M 10 x 17			38	162	100		5327UAP125S70
	125	32	9.4 x 25			37	162	100		5327UAP125S70-9.4x25
	125	32	12.4 x 25			37	162	100		5327UAP125S70-12.4x25
	125	32	M 10 x 17			38	162	100		5327XSX125S70
	125	32	12.4 x 25			37	162	100		5327XSX125S70-12.4x25


Wheel: UAP

Wheel center made of Polyamide, Tread: Polyurethane, precision ball bearing, with threadguards


Wheel: XSX

Wheel center: Polyamide, Tread: Polyurethane, with integrated threadguards, precision ball bearing, sealed washable


Grey bake pedal

These casters are also available with grey locking brake lever.

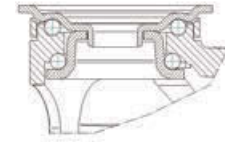

Fitting Options:

All versions available with S70 1/2-13x1" (also known as S70 12.4 x 25mm) and S70 3/8-16x1" (also known as S70 9.4 x 25mm)



100kg Design Casters Series GALEA

Housing made of Polyamide, double ball bearing swivel head
 Drawings of plate fittings see page 42 - 43.
 Load capacity tested according EN 12530



	Wheel diameter [mm]	Tread width [mm]	Plate size [mm]	Plate hole centers [mm]	Plate hole [mm]	Offset [mm]	Overall height [mm]	Load capacity [kg]		
Swivel Casters									Order number	
	100	30	77 x 67	61,5/56 x 51,5/46,5	8,5	40	137	100	5070PJH100P50	
	100	30	77 x 67	61,5/56 x 51,5/46,5	8,5	40	137	100	5070YGH100P50	
	125	30	77 x 67	61,5/56 x 51,5/46,5	8,5	40	159	100	5070PJH125P50	
	125	30	77 x 67	61,5/56 x 51,5/46,5	8,5	40	159	100	5070YGH125P50	
Swivel Casters with total lock									Order number	
	100	30	77 x 67	61,5/56 x 51,5/46,5	8,5	40	137	100	5077PJH100P50	
	100	30	77 x 67	61,5/56 x 51,5/46,5	8,5	40	137	100	5077YGH100P50	
	125	30	77 x 67	61,5/56 x 51,5/46,5	8,5	40	159	100	5077PJH125P50	
	125	30	77 x 67	61,5/56 x 51,5/46,5	8,5	40	159	100	5077YGH125P50	
Swivel Casters with directional lock									Order number	
	100	30	90 x 70	70/60 x 55/50	8	40	138	100	5071PJH100P60-90x70	
	100	30	90 x 70	70/60 x 55/50	8	40	138	100	5071YGH100P60-90x70	
	125	30	90 x 70	70/60 x 55/50	8	40	163	100	5071PJH125P60-90x70	
	125	30	90 x 70	70/60 x 55/50	8	40	163	100	5071YGH125P60-90x70	

Fitting Options:
 Also available with P52 (95x70) plate. Plate hole centers: 52/44.5 x 76/72.
 Plate Hole: 11 mm.



Wheel: PJO
 Wheel center made of Polypropylene, Tread: TENTEprene (thermoplastic rubber), grey non-marking, plain bearing



Wheel: PJH
 Wheel center: Polypropylene, Tread: TENTEprene (thermoplastic rubber), with threadguards, plain bearing



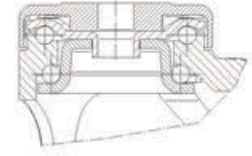
Wheel: YGH electric conductive
 Wheel center: Polypropylene, Tread: TENTEprene (thermoplastic rubber), with threadguards, plain bearing



Color options
 These casters are available in other colors or with a grey brake pedal. Contact us for details.

100kg Design Casters Series GALEA

Housing made of Polyamide, double ball bearing swivel head
Load capacity tested according EN 12530



	Wheel diameter [mm]	Tread width [mm]	Center hole [mm]			Offset [mm]	Overall height [mm]	Load capacity [kg]		
Swivel Casters									Order number	
	100	30	11			40	139	100	5070PJH100P30-11	
	100	30	13			40	139	100	5070PJH100P30-13	
	100	30	11			40	139	100	5070YGH100P30-11	
	100	30	13			40	139	100	5070YGH100P30-13	
	125	30	11			40	162	100	5070PJH125P30-11	
	125	30	13			40	162	100	5070PJH125P30-13	
	125	30	11			40	162	100	5070YGH125P30-11	
	125	30	13			40	162	100	5070YGH125P30-13	
Rigid Casters									Order number	
	100	30	11			40	139	100	5098PJH100P30-11	
	100	30	13			40	139	100	5098PJH100P30-13	
	100	30	11			40	139	100	5098YGH100P30-11	
	100	30	13			40	139	100	5098YGH100P30-13	
	125	30	11			40	162	100	5098PJH125P30-11	
	125	30	13			40	162	100	5098PJH125P30-13	
	125	30	11			40	162	100	5098YGH125P30-11	
	125	30	13			40	162	100	5098YGH125P30-13	
Fixed Caster with wheel brake									Order number	
	100	30	11			40	139	100	5095PJH100P30-11	
	100	30	13			40	139	100	5095PJH100P30-13	
	100	30	11			40	139	100	5095YGH100P30-11	
	100	30	13			40	139	100	5095YGH100P30-13	
	125	30	11			40	162	100	5095PJH125P30-11	
	125	30	13			40	162	100	5095PJH125P30-13	
	125	30	11			40	162	100	5095YGH125P30-11	
	125	30	13			40	162	100	5095YGH125P30-13	



Wheel: PJO

Also available with PJO
Wheel: Wheel center made of Polypropylene, Tread: TENTEprene (thermoplastic rubber), grey non-marking, plain bearing



Wheel: PJH

Wheel center: Polypropylene, Tread: TENTEprene (thermoplastic rubber), with threadguards, plain bearing



Wheel: YGH electric conductive

Wheel center: Polypropylene, Tread: TENTEprene (thermoplastic rubber), with threadguards, plain bearing



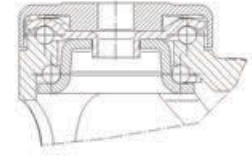
Color options

These casters are available in other colors or with a grey brake pedal. Contact us for details.



100kg Design Casters Series GALEA

Housing made of Polyamide, double ball bearing swivel head
Load capacity tested according EN 12530



	Wheel diameter [mm]	Tread width [mm]	Center hole [mm]			Offset [mm]	Overall height [mm]	Load capacity [kg]		
Swivel Casters with total lock									Order number	
	100	30	11			40	139	100	5077PJH100P30-11	
	100	30	13			40	139	100	5077PJH100P30-13	
	100	30	11			40	139	100	5077YGH100P30-11	
	100	30	13			40	139	100	5077YGH100P30-13	
	125	30	11			40	162	100	5077PJH125P30-11	
	125	30	13			40	162	100	5077PJH125P30-13	
	125	30	11			40	162	100	5077YGH125P30-11	
	125	30	13			40	162	100	5077YGH125P30-13	
Swivel Casters with directional lock									Order number	
	100	30	11			40	139	100	5071PJH100P30-11	
	100	30	13			40	139	100	5071PJH100P30-13	
	100	30	11			40	139	100	5071YGH100P30-11	
	100	30	13			40	139	100	5071YGH100P30-13	
	125	30	11			40	162	100	5071PJH125P30-11	
	125	30	13			40	162	100	5071PJH125P30-13	
	125	30	11			40	162	100	5071YGH125P30-11	
	125	30	13			40	162	100	5071YGH125P30-13	



Wheel: PJO
Also available with PJO
Wheel: Wheel center made of Polypropylene, Tread: TENTEprene (thermoplastic rubber), grey non-marking, plain bearing



Wheel: PJH
Wheel center: Polypropylene, Tread: TENTEprene (thermoplastic rubber), with threadguards, plain bearing



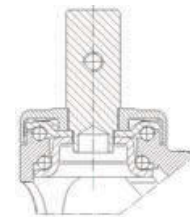
Wheel: YGH electric conductive
Wheel center: Polypropylene, Tread: TENTEprene (thermoplastic rubber), with threadguards, plain bearing



Color options
These casters are available in other colors or with a grey brake pedal. Contact us for details.

100kg

Design Casters Series GALEA

 Housing made of Polyamide, double ball bearing swivel head
 Load capacity tested according EN 12530


	Wheel diameter [mm]	Tread width [mm]	Bolt-Ø [mm]	Bolt length [mm]	Offset [mm]	Overall height [mm]	Load capacity [kg]	
Swivel Casters								Order number
	100	30	22	40	40	139	100	5070PJH100R05-22x40
	100	30	28	40	40	139	100	5070PJH100R05-28x40
	100	30	22	40	40	139	100	5070YGH100R05-22x40
	100	30	28	40	40	139	100	5070YGH100R05-28x40
	125	30	22	40	40	162	100	5070PJH125R05-22x40
	125	30	28	40	40	162	100	5070PJH125R05-28x40
	125	30	22	40	40	162	100	5070YGH125R05-22x40
	125	30	28	40	40	162	100	5070YGH125R05-28x40
Rigid Casters								Order number
	100	30	22	40	40	139	100	5098PJH100R05-22x40
	100	30	28	40	40	139	100	5098PJH100R05-28x40
	100	30	22	40	40	139	100	5098YGH100R05-22x40
	100	30	28	40	40	139	100	5098YGH100R05-28x40
	125	30	22	40	40	162	100	5098PJH125R05-22x40
	125	30	28	40	40	162	100	5098PJH125R05-28x40
	125	30	22	40	40	162	100	5098YGH125R05-22x40
	125	30	28	40	40	162	100	5098YGH125R05-28x40
Fixed Caster with wheel brake								Order number
	100	30	22	40	40	139	100	5095PJH100R05-22x40
	100	30	28	40	40	139	100	5095PJH100R05-28x40
	100	30	22	40	40	139	100	5095YGH100R05-22x40
	100	30	28	40	40	139	100	5095YGH100R05-28x40
	125	30	22	40	40	162	100	5095PJH125R05-22x40
	125	30	28	40	40	162	100	5095PJH125R05-28x40
	125	30	22	40	40	162	100	5095YGH125R05-22x40
	125	30	28	40	40	162	100	5095YGH125R05-28x40

Fitting Options: Also available with R05-22 or R05-25.4mm solid stem.



Wheel: PJO
 Also available with PJO
 Wheel: Wheel center made of Polypropylene, Tread: TENTEprene (thermoplastic rubber), grey non-marking, plain bearing



Wheel: PJH
 Wheel center: Polypropylene, Tread: TENTEprene (thermoplastic rubber), with threadguards, plain bearing



Wheel: YGH electric conductive
 Wheel center: Polypropylene, Tread: TENTEprene (thermoplastic rubber), with threadguards, plain bearing

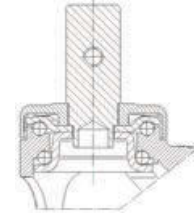


Color options
 These casters are available in other colors or with a grey brake pedal. Contact us for details.



100kg Design Casters Series GALEA

Housing made of Polyamide, double ball bearing swivel head
Load capacity tested according EN 12530



	Wheel diameter [mm]	Tread width [mm]		Bolt-Ø [mm]	Bolt length [mm]	Offset [mm]	Overall height [mm]	Load capacity [kg]		Order number
Swivel Casters with total lock										
	100	30		22	40	40	139	100		5077PJH100R05-22x40
	100	30		28	40	40	139	100		5077PJH100R05-28x40
	100	30		22	40	40	139	100		5077YGH100R05-22x40
	100	30		28	40	40	139	100		5077YGH100R05-28x40
	125	30		22	40	40	162	100		5077PJH125R05-22x40
	125	30		28	40	40	162	100		5077PJH125R05-28x40
	125	30		22	40	40	162	100		5077YGH125R05-22x40
	125	30		28	40	40	162	100		5077YGH125R05-28x40
Swivel Casters with directional lock										Order number
	100	30		22	40	40	139	100		5071PJH100R05-22x40
	100	30		28	40	40	139	100		5071PJH100R05-28x40
	100	30		22	40	40	139	100		5071YGH100R05-22x40
	100	30		28	40	40	139	100		5071YGH100R05-28x40
	125	30		22	40	40	162	100		5071PJH125R05-22x40
	125	30		28	40	40	162	100		5071PJH125R05-28x40
	125	30		22	40	40	162	100		5071YGH125R05-22x40
	125	30		28	40	40	162	100		5071YGH125R05-28x40

All versions available with R05-22 or R05-25.4mm solid stem.



Wheel: PJO
Also available with PJO
Wheel: Wheel center made of Polypropylene, Tread: TENTEprene (thermoplastic rubber), grey non-marking, plain bearing



Wheel: PJH
Wheel center: Polypropylene, Tread: TENTEprene (thermoplastic rubber), with threadguards, plain bearing



Wheel: YGH electric conductive
Wheel center: Polypropylene, Tread: TENTEprene (thermoplastic rubber), with threadguards, plain bearing



Color options
These casters are available in other colors or with a grey brake pedal. Contact us for details.

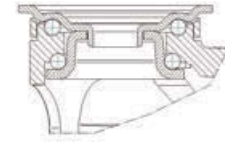
100kg

Design Casters Series GALEA

Housing made of Polyamide, double ball bearing swivel head

Drawings of plate fittings see page 42 - 43.

Load capacity tested according EN 12530



	Wheel diameter [mm]	Tread width [mm]	Plate size [mm]	Plate hole centers [mm]	Plate hole [mm]	Offset [mm]	Overall height [mm]	Load capacity [kg]	Order number
Swivel Casters									
	100	30	95 x 70	52/44,5 x 76/72	11	40	141	100	5070PJP100P52
	125	30	95 x 70	52/44,5 x 76/72	11	40	163	100	5070PJP125P52
Swivel Casters with total lock									
	100	30	95 x 70	52/44,5 x 76/72	11	40	141	100	5077PJP100P52
	125	30	95 x 70	52/44,5 x 76/72	11	40	163	100	5077PJP125P52
Swivel Casters with directional lock									
	100	30	95 x 70	52/44,5 x 76/72	11	40	141	100	5071PJP100P52
	125	30	95 x 70	52/44,5 x 76/72	11	40	163	100	5071PJP125P52


Wheel: PJO

Wheel center made of Polypropylene, Tread: TENTEprene (thermoplastic rubber), grey non-marking, plain bearing


Wheel: PJP

Wheel center: Polypropylene, Tread: TENTEprene (thermoplastic rubber), with threadguards, precision ball bearing


Wheel: YGP electric conductive

Wheel center: Polypropylene, Tread: TENTEprene (thermoplastic rubber), with threadguards, precision ball bearing

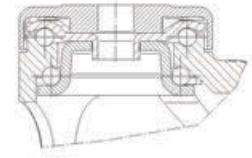

Color options

These casters are available in other colors or with a grey brake pedal. Contact us for details.



100kg Design Casters Series GALEA

Housing made of Polyamide, double ball bearing swivel head
Load capacity tested according EN 12530



	Wheel diameter [mm]	Tread width [mm]	Center hole [mm]			Offset [mm]	Overall height [mm]	Load capacity [kg]		
Swivel Casters									Order number	
	100	30	11			40	139	100	5070PJP100P30-11	
	100	30	13			40	139	100	5070PJP100P30-13	
	100	30	11			40	139	100	5070YGP100P30-11	
	100	30	13			40	139	100	5070YGP100P30-13	
	125	30	11			40	162	100	5070PJP125P30-11	
	125	30	13			40	162	100	5070PJP125P30-13	
	125	30	11			40	162	100	5070YGP125P30-11	
	125	30	13			40	162	100	5070YGP125P30-13	
Rigid Casters									Order number	
	100	32	11			40	139	100	5098PJP100P30-11	
	100	32	13			40	139	100	5098PJP100P30-13	
	100	30	11			40	139	100	5098YGP100P30-11	
	100	30	13			40	139	100	5098YGP100P30-13	
	125	32	11			40	162	100	5098PJP125P30-11	
	125	32	13			40	162	100	5098PJP125P30-13	
	125	30	11			40	162	100	5098YGP125P30-11	
	125	30	13			40	162	100	5098YGP125P30-13	
Fixed Caster with wheel brake									Order number	
	100	32	11			40	139	100	5095PJP100P30-11	
	100	32	13			40	139	100	5095PJP100P30-13	
	100	30	11			40	139	100	5095YGP100P30-11	
	100	30	13			40	139	100	5095YGP100P30-13	
	125	32	11			40	162	100	5095PJP125P30-11	
	125	32	13			40	162	100	5095PJP125P30-13	
	125	30	11			40	162	100	5095YGP125P30-11	
	125	30	13			40	162	100	5095YGP125P30-13	



Wheel: PJO
Also available with PJO
Wheel: Wheel center
made of Polypropylene,
Tread: TENTEprene
(thermoplastic rubber),
grey non-marking, plain
bearing



Wheel: PJP
Wheel center:
Polypropylene, Tread:
TENTEprene
(thermoplastic rubber),
with threadguards,
precision ball bearing



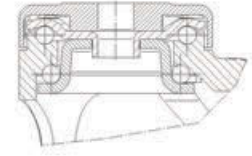
**Wheel: YGP
electric conductive**
Wheel center:
Polypropylene, Tread:
TENTEprene
(thermoplastic rubber),
with threadguards,
precision ball bearing



Color options
These casters are
available in other colors
or with a grey brake
pedal. Contact us for
details.

100kg

Design Casters Series GALEA

 Housing made of Polyamide, double ball bearing swivel head
 Load capacity tested according EN 12530


	Wheel diameter [mm]	Tread width [mm]	Center hole [mm]			Offset [mm]	Overall height [mm]	Load capacity [kg]		Order number
Swivel Casters with total lock										
	100	30	11			40	139	100		5077PJP100P30-11
	100	30	13			40	139	100		5077PJP100P30-13
	100	30	11			40	139	100		5077YGP100P30-11
	100	30	13			40	139	100		5077YGP100P30-13
	125	30	11			40	162	100		5077PJP125P30-11
	125	30	13			40	162	100		5077PJP125P30-13
	125	30	11			40	162	100		5077YGP125P30-11
	125	30	13			40	162	100		5077YGP125P30-13
Swivel Casters with directional lock										Order number
	100	30	11			40	139	100		5071PJP100P30-11
	100	30	13			40	139	100		5071PJP100P30-13
	100	30	11			40	139	100		5071YGP100P30-11
	100	30	13			40	139	100		5071YGP100P30-13
	125	30	11			40	162	100		5071PJP125P30-11
	125	30	13			40	162	100		5071PJP125P30-13
	125	30	11			40	162	100		5071YGP125P30-11
	125	30	13			40	162	100		5071YGP125P30-13


Whee: PJO

Also available with PJO
 Wheel: Wheel center made of Polypropylene, Tread: TENTEprene (thermoplastic rubber), grey non-marking, plain bearing


Wheel: PJP

Wheel center: Polypropylene, Tread: TENTEprene (thermoplastic rubber), with threadguards, precision ball bearing


Wheel: YGP electric conductive

Wheel center: Polypropylene, Tread: TENTEprene (thermoplastic rubber), with threadguards, precision ball bearing

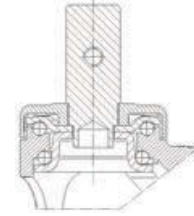

Color options

These casters are available in other colors or with a grey brake pedal. Contact us for details.



100kg Design Casters Series GALEA

Housing made of Polyamide, double ball bearing swivel head
Load capacity tested according EN 12530



	Wheel diameter [mm]	Tread width [mm]		Bolt-Ø [mm]	Bolt length [mm]	Offset [mm]	Overall height [mm]	Load capacity [kg]		Order number
Swivel Casters										
	100	30		22	40	40	139	100		5070PJP100R05-22x40
	100	30		28	40	40	139	100		5070PJP100R05-28x40
	100	30		22	40	40	139	100		5070YGP100R05-22x40
	100	30		28	40	40	139	100		5070YGP100R05-28x40
	125	30		22	40	40	162	100		5070PJP125R05-22x40
	125	30		28	40	40	162	100		5070PJP125R05-28x40
	125	30		22	40	40	162	100		5070YGP125R05-22x40
	125	30		28	40	40	162	100		5070YGP125R05-28x40
Rigid Casters										Order number
	100	32		22	40	40	139	100		5098PJP100R05-22x40
	100	32		28	40	40	139	100		5098PJP100R05-28x40
	100	30		22	40	40	139	100		5098YGP100R05-22x40
	100	30		28	40	40	139	100		5098YGP100R05-28x40
	125	32		22	40	40	162	100		5098PJP125R05-22x40
	125	32		28	40	40	162	100		5098PJP125R05-28x40
	125	30		22	40	40	162	100		5098YGP125R05-22x40
	125	30		28	40	40	162	100		5098YGP125R05-28x40
Fixed Caster with wheel brake										Order number
	100	32		22	40	40	139	100		5095PJP100R05-22x40
	100	32		28	40	40	139	100		5095PJP100R05-28x40
	100	30		22	40	40	139	100		5095YGP100R05-22x40
	100	30		28	40	40	139	100		5095YGP100R05-28x40
	125	32		22	40	40	162	100		5095PJP125R05-22x40
	125	32		28	40	40	162	100		5095PJP125R05-28x40
	125	30		22	40	40	162	100		5095YGP125R05-22x40
	125	30		28	40	40	162	100		5095YGP125R05-28x40

All versions available with R05-25.4 or R05-22 solid stem.



Wheel: PJO
Also available with PJO
Wheel: Wheel center made of Polypropylene, Tread: TENTEprene (thermoplastic rubber), grey non-marking, plain bearing



Wheel: PJP
Wheel center: Polypropylene, Tread: TENTEprene (thermoplastic rubber), with threadguards, precision ball bearing



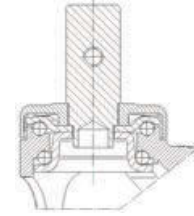
Wheel: YGP electric conductive
Wheel center: Polypropylene, Tread: TENTEprene (thermoplastic rubber), with threadguards, precision ball bearing



Color options
These casters are available in other colors or with a grey brake pedal. Contact us for details.

100kg Design Casters Series GALEA

Housing made of Polyamide, double ball bearing swivel head
Load capacity tested according EN 12530



	Wheel diameter [mm]	Tread width [mm]		Bolt-Ø [mm]	Bolt length [mm]	Offset [mm]	Overall height [mm]	Load capacity [kg]		Order number
Swivel Casters with total lock										
	100	30		22	40	40	139	100		5077PJP100R05-22x40
	100	30		28	40	40	139	100		5077PJP100R05-28x40
	100	30		22	40	40	139	100		5077YGP100R05-22x40
	100	30		28	40	40	139	100		5077YGP100R05-28x40
	125	30		22	40	40	162	100		5077PJP125R05-22x40
	125	30		28	40	40	162	100		5077PJP125R05-28x40
	125	30		22	40	40	162	100		5077YGP125R05-22x40
	125	30		28	40	40	162	100		5077YGP125R05-28x40
Swivel Casters with directional lock										Order number
	100	30		22	40	40	139	100		5071PJP100R05-22x40
	100	30		28	40	40	139	100		5071PJP100R05-28x40
	100	30		22	40	40	139	100		5071YGP100R05-22x40
	100	30		28	40	40	139	100		5071YGP100R05-28x40
	125	30		22	40	40	162	100		5071PJP125R05-22x40
	125	30		28	40	40	162	100		5071PJP125R05-28x40
	125	30		22	40	40	162	100		5071YGP125R05-22x40
	125	30		28	40	40	162	100		5071YGP125R05-28x40

All versions available with R05-25.4 or R05-22 solid stem.



Wheel: PJO
Wheel center made of Polypropylene, Tread: TENTEprene (thermoplastic rubber), grey non-marking, plain bearing



Wheel: PJP
Wheel center: Polypropylene, Tread: TENTEprene (thermoplastic rubber), with threadguards, precision ball bearing



Wheel: YGP electric conductive
Wheel center: Polypropylene, Tread: TENTEprene (thermoplastic rubber), with threadguards, precision ball bearing



Color options
These casters are available in other colors or with a grey brake pedal. Contact us for details.



100kg

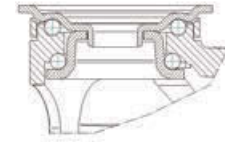


Design Casters Series GALEA stainless

Housing made of Polyamide, double ball bearing swivel head

Drawings of plate fittings see page 42 - 43

Load capacity tested according EN 12530



	Wheel diameter [mm]	Tread width [mm]	Plate size [mm]	Plate hole centers [mm]	Plate hole [mm]	Offset [mm]	Overall height [mm]	Load capacity [kg]		Order number
Swivel Casters										
	100	30	77 x 67	61,5/56 x 51,5/46,5	8,5	40	137	100		5080PJM100P50
	100	30	95 x 70	52/44,5 x 76/72	11	40	141	100		5080PJM100P52
	100	30	77 x 67	61,5/56 x 51,5/46,5	8,5	40	137	100		5080YGM100P50
	100	30	95 x 70	52/44,5 x 76/72	11	40	141	100		5080YGM100P52
	125	30	77 x 67	61,5/56 x 51,5/46,5	8,5	40	159	100		5080PJM125P50
	125	30	77 x 67	61,5/56 x 51,5/46,5	8,5	40	159	100		5080YGM125P50
	125	30	95 x 70	52/44,5 x 76/72	11	40	163	100		5080PJM125P52
	125	30	95 x 70	52/44,5 x 76/72	11	40	163	100		5080YGM125P52
Swivel Casters with total lock										Order number
	100	30	77 x 67	61,5/56 x 51,5/46,5	8,5	40	137	100		5087PJM100P50
	100	30	95 x 70	52/44,5 x 76/72	11	40	141	100		5087PJM100P52
	100	30	77 x 67	61,5/56 x 51,5/46,5	8,5	40	137	100		5087YGM100P50
	100	30	95 x 70	52/44,5 x 76/72	11	40	141	100		5087YGM100P52
	125	30	77 x 67	61,5/56 x 51,5/46,5	8,5	40	159	100		5087PJM125P50
	125	30	95 x 70	52/44,5 x 76/72	11	40	163	100		5087PJM125P52
	125	30	77 x 67	61,5/56 x 51,5/46,5	8,5	40	159	100		5087YGM125P50
	125	30	95 x 70	52/44,5 x 76/72	11	40	163	100		5087YGM125P52
Swivel Casters with directional lock										Order number
	100	30	77 x 67	61,5/56 x 51,5/46,5	8,5	40	137	100		5081PJM100P50
	100	30	95 x 70	52/44,5 x 76/72	11	40	141	100		5081PJM100P52
	100	30	77 x 67	61,5/56 x 51,5/46,5	8,5	40	137	100		5081YGM100P50
	100	30	95 x 70	52/44,5 x 76/72	11	40	141	100		5081YGM100P52
	125	30	77 x 67	61,5/56 x 51,5/46,5	8,5	40	159	100		5081PJM125P50
	125	30	95 x 70	52/44,5 x 76/72	11	40	163	100		5081PJM125P52
	125	30	77 x 67	61,5/56 x 51,5/46,5	8,5	40	159	100		5081YGM125P50
	125	30	95 x 70	52/44,5 x 76/72	11	40	163	100		5081YGM125P52

Wheel: PJM
Wheel center: Polypropylene, Tread: TENTEprene (thermoplastic rubber), with threadguards, plain bearing, stainless

Wheel: PJO
Also available with PJO Wheel: Wheel center made of Polypropylene, Tread: TENTEprene (thermoplastic rubber), grey non-marking, plain bearing

Wheel: YGM electric conductive, stainless
Wheel center: Polypropylene, Tread: TENTEprene (thermoplastic rubber), with threadguards, plain bearing, stainless

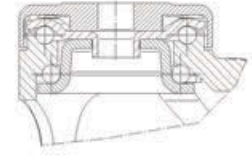
Color options
These casters are available in other colors or with a grey brake pedal. Contact us for details.

100kg



Design Casters Series GALEA stainless

Housing made of Polyamide, double ball bearing swivel head
Load capacity tested according EN 12530



	Wheel diameter [mm]	Tread width [mm]	Center hole [mm]			Offset [mm]	Overall height [mm]	Load capacity [kg]		
Swivel Casters									Order number	
	100	30	11			40	139	100	5080PJM100P30-11	
	100	30	13			40	139	100	5080PJM100P30-13	
	100	30	11			40	139	100	5080YGM100P30-11	
	100	30	13			40	139	100	5080YGM100P30-13	
	125	30	11			40	162	100	5080PJM125P30-11	
	125	30	13			40	162	100	5080PJM125P30-13	
	125	30	11			40	162	100	5080YGM125P30-11	
	125	30	13			40	162	100	5080YGM125P30-13	
Rigid Casters									Order number	
	100	30	11			40	139	100	5088PJM100P30-11	
	100	30	13			40	139	100	5088PJM100P30-13	
	100	30	11			40	139	100	5088YGM100P30-11	
	100	30	13			40	139	100	5088YGM100P30-13	
	125	30	11			40	162	100	5088PJM125P30-11	
	125	30	13			40	162	100	5088PJM125P30-13	
	125	30	11			40	162	100	5088YGM125P30-11	
	125	30	13			40	162	100	5088YGM125P30-13	
Fixed Caster with wheel brake									Order number	
	100	30	11			40	139	100	5085PJM100P30-11	
	100	30	13			40	139	100	5085PJM100P30-13	
	100	30	11			40	139	100	5085YGM100P30-11	
	100	30	13			40	139	100	5085YGM100P30-13	
	125	30	11			40	162	100	5085PJM125P30-11	
	125	30	13			40	162	100	5085PJM125P30-13	
	125	30	11			40	162	100	5085YGM125P30-11	
	125	30	13			40	162	100	5085YGM125P30-13	



Wheel: PJM
Wheel center: Polypropylene, Tread: TENTEprene (thermoplastic rubber), with threadguards, plain bearing, stainless



Wheel PJO
Wheel center made of Polypropylene, Tread: TENTEprene (thermoplastic rubber), grey non-marking, plain bearing



Wheel: YGM electric conductive, stainless
Wheel center: Polypropylene, Tread: TENTEprene (thermoplastic rubber), with threadguards, plain bearing, stainless



Color options
These casters are available in other colors or with a grey brake pedal. Contact us for details.

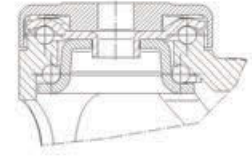


100kg



Design Casters Series GALEA stainless

Housing made of Polyamide, double ball bearing swivel head
Load capacity tested according EN 12530



	Wheel diameter [mm]	Tread width [mm]	Center hole [mm]			Offset [mm]	Overall height [mm]	Load capacity [kg]		Order number
Swivel Casters with total lock										
	100	30	11			40	139	100		5087PJM100P30-11
	100	30	13			40	139	100		5087PJM100P30-13
	100	30	11			40	139	100		5087YGM100P30-11
	100	30	13			40	139	100		5087YGM100P30-13
	125	30	11			40	162	100		5087PJM125P30-11
	125	30	13			40	162	100		5087PJM125P30-13
	125	30	11			40	162	100		5087YGM125P30-11
	125	30	13			40	162	100		5087YGM125P30-13
Swivel Casters with directional lock										Order number
	100	30	11			40	139	100		5081PJM100P30-11
	100	30	13			40	139	100		5081PJM100P30-13
	100	30	11			40	139	100		5081YGM100P30-11
	100	30	13			40	139	100		5081YGM100P30-13
	125	30	11			40	162	100		5081PJM125P30-11
	125	30	13			40	162	100		5081PJM125P30-13
	125	30	11			40	162	100		5081YGM125P30-11
	125	30	13			40	162	100		5081YGM125P30-13



Wheel: PJM
Wheel center: Polypropylene, Tread: TENTEprene (thermoplastic rubber), with threadguards, plain bearing, stainless



Wheel: PJO
PJO Wheel: Wheel center made of Polypropylene, Tread: TENTEprene (thermoplastic rubber), grey non-marking, plain bearing



Wheel: YGM electric conductive, stainless
Wheel center: Polypropylene, Tread: TENTEprene (thermoplastic rubber), with threadguards, plain bearing, stainless



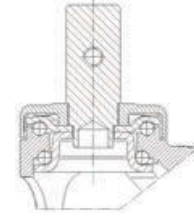
Color options
These casters are available in other colors or with a grey brake pedal. Contact us for details.

100kg



Design Casters Series GALEA stainless

Housing made of Polyamide, double ball bearing swivel head
Load capacity tested according EN 12530



	Wheel diameter [mm]	Tread width [mm]	Bolt-Ø [mm]	Bolt length [mm]	Offset [mm]	Overall height [mm]	Load capacity [kg]	
Swivel Casters								Order number
	100	30	22	40	40	139	100	5080PJM100R05-22x40
	100	30	28	40	40	139	100	5080PJM100R05-28x40
	100	30	22	40	40	139	100	5080YGM100R05-22x40
	100	30	28	40	40	139	100	5080YGM100R05-28x40
	125	30	22	40	40	162	100	5080PJM125R05-22x40
	125	30	28	40	40	162	100	5080PJM125R05-28x40
	125	30	22	40	40	162	100	5080YGM125R05-22x40
	125	30	28	40	40	162	100	5080YGM125R05-28x40
Rigid Casters								Order number
	100	30	22	40	40	139	100	5088PJM100R05-22x40
	100	30	28	40	40	139	100	5088PJM100R05-28x40
	100	30	22	40	40	139	100	5088YGM100R05-22x40
	100	30	28	40	40	139	100	5088YGM100R05-28x40
	125	30	22	40	40	162	100	5088PJM125R05-22x40
	125	30	28	40	40	162	100	5088PJM125R05-28x40
	125	30	22	40	40	162	100	5088YGM125R05-22x40
	125	30	28	40	40	162	100	5088YGM125R05-28x40
Fixed Caster with wheel brake								Order number
	100	30	22	40	40	139	100	5085PJM100R05-22x40
	100	30	28	40	40	139	100	5085PJM100R05-28x40
	100	30	22	40	40	139	100	5085YGM100R05-22x40
	100	30	28	40	40	139	100	5085YGM100R05-28x40
	125	30	22	40	40	162	100	5085PJM125R05-22x40
	125	30	28	40	40	162	100	5085PJM125R05-28x40
	125	30	22	40	40	162	100	5085YGM125R05-22x40
	125	30	28	40	40	162	100	5085YGM125R05-28x40

All versions available with R05-25.4mm solid stem.

 <p>Wheel: PJM Wheel center: Polypropylene, Tread: TENTEprene (thermoplastic rubber), with threadguards, plain bearing, stainless</p>	 <p>Wheel: PJO Wheel center made of Polypropylene, Tread: TENTEprene (thermoplastic rubber), grey non-marking, plain bearing</p>	 <p>Wheel: YGM electric conductive, stainless Wheel center: Polypropylene, Tread: TENTEprene (thermoplastic rubber), with threadguards, plain bearing, stainless</p>	 <p>Color options These casters are available in other colors or with a grey brake pedal. Contact us for details.</p>
---	--	--	---

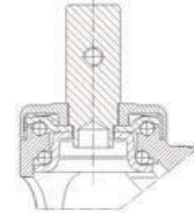


100kg



Design Casters Series GALEA stainless

Housing made of Polyamide, double ball bearing swivel head
Load capacity tested according EN 12530



	Wheel diameter [mm]	Tread width [mm]	Bolt-Ø [mm]	Bolt length [mm]	Offset [mm]	Overall height [mm]	Load capacity [kg]	
Swivel Casters with total lock								Order number
	100	30	22	40	40	139	100	5087PJM100R05-22x40
	100	30	28	40	40	139	100	5087PJM100R05-28x40
	100	30	22	40	40	139	100	5087YGM100R05-22x40
	100	30	28	40	40	139	100	5087YGM100R05-28x40
	125	30	22	40	40	162	100	5087PJM125R05-22x40
	125	30	28	40	40	162	100	5087PJM125R05-28x40
	125	30	22	40	40	162	100	5087YGM125R05-22x40
	125	30	28	40	40	162	100	5087YGM125R05-28x40
Swivel Casters with directional lock								Order number
	100	30	22	40	40	139	100	5081PJM100R05-22x40
	100	30	28	40	40	139	100	5081PJM100R05-28x40
	100	30	22	40	40	139	100	5081YGM100R05-22x40
	100	30	28	40	40	139	100	5081YGM100R05-28x40
	125	30	22	40	40	162	100	5081PJM125R05-22x40
	125	30	28	40	40	162	100	5081PJM125R05-28x40
	125	30	22	40	40	162	100	5081YGM125R05-22x40
	125	30	28	40	40	162	100	5081YGM125R05-28x40

All versions available with R05-22mm or R05-25.4 solid stem fitting.



Wheel: PJM
Wheel center: Polypropylene, Tread: TENTEprene (thermoplastic rubber), with threadguards, plain bearing, stainless



Wheel: PJO
Wheel center made of Polypropylene, Tread: TENTEprene (thermoplastic rubber), grey non-marking, plain bearing



Wheel: YGM electric conductive, stainless
Wheel center: Polypropylene, Tread: TENTEprene (thermoplastic rubber), with threadguards, plain bearing, stainless



Color options
These casters are available in other colors or with a grey brake pedal. Contact us for details.

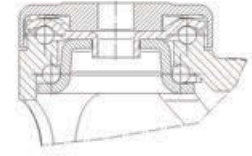
100kg



Design Casters Series GALEA stainless

Housing made of Polyamide, double ball bearing swivel head

Load capacity tested according EN 12530



	Wheel diameter [mm]	Tread width [mm]	Center hole [mm]			Offset [mm]	Overall height [mm]	Load capacity [kg]		Order number
Swivel Casters										
	100	30	11			40	139	100		5080PJO100P30-11
	100	30	13			40	139	100		5080PJO100P30-13
	125	30	11			40	162	100		5080PJO125P30-11
	125	30	13			40	162	100		5080PJO125P30-13
Swivel Casters with total lock										Order number
	100	30	11			40	139	100		5087PJO100P30-11
	100	30	13			40	139	100		5087PJO100P30-13
	125	30	11			40	162	100		5087PJO125P30-11
	125	30	13			40	162	100		5087PJO125P30-13



Wheel: PJO
Wheel center: Polypropylene, Tread: TENTEprene (thermoplastic rubber), without threadguards, plain bearing



Small Threadguard
These casters are available with PIP wheel and small threadguards for the food industry (Lerpac approved).



Grey brake pedal
These casters are available with grey locking lever.



100kg

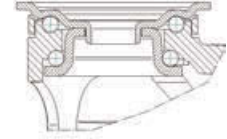


Design Casters Series GALEA stainless

Housing made of Polyamide, double ball bearing swivel head

Drawings of plate fittings see page 42 - 43

Load capacity tested according EN 12530



	Wheel diameter [mm]	Tread width [mm]	Plate size [mm]	Plate hole centers [mm]	Plate hole [mm]	Offset [mm]	Overall height [mm]	Load capacity [kg]		Order number
Swivel Casters										
	100	30	77 x 67	61,5/56 x 51,5/46,5	8,5	40	137	100		5080PJC100P50
	100	30	95 x 70	52/44,5 x 76/72	11	40	141	100		5080PJC100P52
	100	30	77 x 67	61,5/56 x 51,5/46,5	8,5	40	137	100		5080YGC100P50
	100	30	95 x 70	52/44,5 x 76/72	11	40	141	100		5080YGC100P52
	125	30	77 x 67	61,5/56 x 51,5/46,5	8,5	40	159	100		5080PJC125P50
	125	30	95 x 70	52/44,5 x 76/72	11	40	163	100		5080PJC125P52
	125	30	77 x 67	61,5/56 x 51,5/46,5	8,5	40	159	100		5080YGC125P50
	125	30	95 x 70	52/44,5 x 76/72	11	40	163	100		5080YGC125P52
Swivel Casters with total lock										Order number
	100	30	77 x 67	61,5/56 x 51,5/46,5	8,5	40	137	100		5087PJC100P50
	100	30	95 x 70	52/44,5 x 76/72	11	40	141	100		5087PJC100P52
	100	30	77 x 67	61,5/56 x 51,5/46,5	8,5	40	137	100		5087YGC100P50
	100	30	95 x 70	52/44,5 x 76/72	11	40	141	100		5087YGC100P52
	125	30	77 x 67	61,5/56 x 51,5/46,5	8,5	40	159	100		5087PJC125P50
	125	30	95 x 70	52/44,5 x 76/72	11	40	163	100		5087PJC125P52
	125	30	77 x 67	61,5/56 x 51,5/46,5	8,5	40	159	100		5087YGC125P50
	125	30	95 x 70	52/44,5 x 76/72	11	40	163	100		5087YGC125P52
Swivel Casters with directional lock										Order number
	100	30	77 x 67	61,5/56 x 51,5/46,5	8,5	40	137	100		5081PJC100P50
	100	30	95 x 70	52/44,5 x 76/72	11	40	141	100		5081PJC100P52
	100	30	77 x 67	61,5/56 x 51,5/46,5	8,5	40	137	100		5081YGC100P50
	100	30	95 x 70	52/44,5 x 76/72	11	40	141	100		5081YGC100P52
	125	30	77 x 67	61,5/56 x 51,5/46,5	8,5	40	159	100		5081PJC125P50
	125	30	95 x 70	52/44,5 x 76/72	11	40	163	100		5081PJC125P52
	125	30	77 x 67	61,5/56 x 51,5/46,5	8,5	40	159	100		5081YGC125P50
	125	30	95 x 70	52/44,5 x 76/72	11	40	163	100		5081YGC125P52



Wheel: PJC

Wheel center: Polypropylene, Tread: TENTEprene (thermoplastic rubber), with threadguards, precision ball bearing, stainless



Wheel: YGC electric conductive, stainless

Wheel center: Polypropylene, Tread: TENTEprene (thermoplastic rubber), with threadguards, precision ball bearing, stainless



Color options

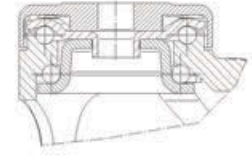
These casters are available in other colors or with a grey brake pedal. Contact us for details.

100kg



Design Casters Series GALEA stainless

Housing made of Polyamide, double ball bearing swivel head
Load capacity tested according EN 12530



	Wheel diameter [mm]	Tread width [mm]	Center hole [mm]			Offset [mm]	Overall height [mm]	Load capacity [kg]		
Swivel Casters									Order number	
	100	30	11			40	139	100	5080PJC100P30-11	
	100	30	13			40	139	100	5080PJC100P30-13	
	100	30	11			40	139	100	5080YGC100P30-11	
	100	30	13			40	139	100	5080YGC100P30-13	
	125	30	11			40	162	100	5080PJC125P30-11	
	125	30	13			40	162	100	5080PJC125P30-13	
	125	30	11			40	162	100	5080YGC125P30-11	
	125	30	13			40	162	100	5080YGC125P30-13	
Rigid Casters									Order number	
	100	30	11			40	139	100	5088PJC100P30-11	
	100	30	13			40	139	100	5088PJC100P30-13	
	100	30	11			40	139	100	5088YGC100P30-11	
	100	30	13			40	139	100	5088YGC100P30-13	
	125	30	11			40	162	100	5088PJC125P30-11	
	125	30	13			40	162	100	5088PJC125P30-13	
	125	30	11			40	162	100	5088YGC125P30-11	
	125	30	13			40	162	100	5088YGC125P30-13	
Fixed Caster with wheel brake									Order number	
	100	30	11			40	139	100	5085PJC100P30-11	
	100	30	13			40	139	100	5085PJC100P30-13	
	100	30	11			40	139	100	5085YGC100P30-11	
	100	30	13			40	139	100	5085YGC100P30-13	
	125	30	11			40	162	100	5085PJC125P30-11	
	125	30	13			40	162	100	5085PJC125P30-13	
	125	30	11			40	162	100	5085YGC125P30-11	
	125	30	13			40	162	100	5085YGC125P30-13	

Wheel: PJC
Wheel center: Polypropylene, Tread: TENTEprene (thermoplastic rubber), with threadguards, precision ball bearing, stainless

Wheel: PJO
Wheel center made of Polypropylene, Tread: TENTEprene (thermoplastic rubber), grey non-marking, plain bearing

Wheel: YGC electric conductive, stainless
Wheel center: Polypropylene, Tread: TENTEprene (thermoplastic rubber), with threadguards, precision ball bearing, stainless

Color options
These casters are available in other colors or with a grey brake pedal. Contact us for details.

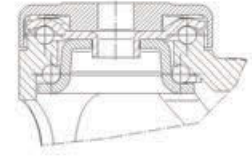


100kg



Design Casters Series GALEA stainless

Housing made of Polyamide, double ball bearing swivel head
Load capacity tested according EN 12530



	Wheel diameter [mm]	Tread width [mm]	Center hole [mm]			Offset [mm]	Overall height [mm]	Load capacity [kg]		Order number
Swivel Casters with total lock										
	100	30	11			40	139	100		5087PJC100P30-11
	100	30	13			40	139	100		5087PJC100P30-13
	100	30	11			40	139	100		5087YGC100P30-11
	100	30	13			40	139	100		5087YGC100P30-13
	125	30	11			40	162	100		5087PJC125P30-11
	125	30	13			40	162	100		5087PJC125P30-13
	125	30	11			40	162	100		5087YGC125P30-11
	125	30	13			40	162	100		5087YGC125P30-13
Swivel Casters with directional lock										Order number
	100	30	11			40	139	100		5081PJC100P30-11
	100	30	13			40	139	100		5081PJC100P30-13
	100	30	11			40	139	100		5081YGC100P30-11
	100	30	13			40	139	100		5081YGC100P30-13
	125	30	11			40	162	100		5081PJC125P30-11
	125	30	13			40	162	100		5081PJC125P30-13
	125	30	11			40	162	100		5081YGC125P30-11
	125	30	13			40	162	100		5081YGC125P30-13



Wheel: PJC
Wheel center: Polypropylene, Tread: TENTÉprene (thermoplastic rubber), with threadguards, precision ball bearing, stainless



Wheel: PJO
Also available with PJO wheels: Wheel center made of Polypropylene, Tread: TENTÉprene (thermoplastic rubber), grey non-marking, plain bearing



Wheel: YGC electric conductive, stainless
Wheel center: Polypropylene, Tread: TENTÉprene (thermoplastic rubber), with threadguards, precision ball bearing, stainless



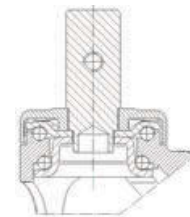
Color options
These casters are available in other colors or with a grey brake pedal. Contact us for details.

100kg



Design Casters Series GALEA stainless

Housing made of Polyamide, double ball bearing swivel head
Load capacity tested according EN 12530



	Wheel diameter [mm]	Tread width [mm]	Bolt-Ø [mm]	Bolt length [mm]	Offset [mm]	Overall height [mm]	Load capacity [kg]		Order number
Swivel Casters									
	100	30	22	40	40	139	100	5080PJC100R05-22x40	
	100	30	28	40	40	139	100	5080PJC100R05-28x40	
	100	30	22	40	40	139	100	5080YGC100R05-22x40	
	100	30	28	40	40	139	100	5080YGC100R05-28x40	
	125	30	22	40	40	162	100	5080PJC125R05-22x40	
	125	30	28	40	40	162	100	5080PJC125R05-28x40	
	125	30	22	40	40	162	100	5080YGC125R05-22x40	
	125	30	28	40	40	162	100	5080YGC125R05-28x40	
Rigid Casters									
	100	30	22	40	40	139	100	5088PJC100R05-22x40	
	100	30	28	40	40	139	100	5088PJC100R05-28x40	
	100	30	22	40	40	139	100	5088YGC100R05-22x40	
	100	30	28	40	40	139	100	5088YGC100R05-28x40	
	125	30	22	40	40	162	100	5088PJC125R05-22x40	
	125	30	28	40	40	162	100	5088PJC125R05-28x40	
	125	30	22	40	40	162	100	5088YGC125R05-22x40	
	125	30	28	40	40	162	100	5088YGC125R05-28x40	
Fixed Caster with wheel brake									
	100	30	22	40	40	139	100	5085PJC100R05-22x40	
	100	30	28	40	40	139	100	5085PJC100R05-28x40	
	100	30	22	40	40	139	100	5085YGC100R05-22x40	
	100	30	28	40	40	139	100	5085YGC100R05-28x40	
	125	30	22	40	40	162	100	5085PJC125R05-22x40	
	125	30	28	40	40	162	100	5085PJC125R05-28x40	
	125	30	22	40	40	162	100	5085YGC125R05-22x40	
	125	30	28	40	40	162	100	5085YGC125R05-28x40	

Fitting Option: Also available with R05-25.4mm solid stem.

 <p>Wheel: PJC Wheel center: Polypropylene, Tread: TENTEprene (thermoplastic rubber), with threadguards, precision ball bearing, stainless</p>	 <p>Wheel: PJO Also available with: Wheel center made of Polypropylene, Tread: TENTEprene (thermoplastic rubber), grey non-marking, plain bearing</p>	 <p>Wheel: YGC electric conductive, stainless Wheel center: Polypropylene, Tread: TENTEprene (thermoplastic rubber), with threadguards, precision ball bearing, stainless</p>	 <p>Color options These casters are available in other colors or with a grey brake pedal. Contact us for details.</p>
--	---	---	---

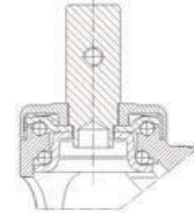


100kg



Design Casters Series GALEA stainless

Housing made of Polyamide, double ball bearing swivel head
Load capacity tested according EN 12530



	Wheel diameter [mm]	Tread width [mm]	Bolt-Ø [mm]	Bolt length [mm]	Offset [mm]	Overall height [mm]	Load capacity [kg]	
Swivel Casters with total lock								Order number
	100	30	22	40	40	139	100	5087PJC100R05-22x40
	100	30	28	40	40	139	100	5087PJC100R05-28x40
	100	30	22	40	40	139	100	5087YGC100R05-22x40
	100	30	28	40	40	139	100	5087YGC100R05-28x40
	125	30	22	40	40	162	100	5087PJC125R05-22x40
	125	30	28	40	40	162	100	5087PJC125R05-28x40
	125	30	22	40	40	162	100	5087YGC125R05-22x40
	125	30	28	40	40	162	100	5087YGC125R05-28x40
Swivel Casters with directional lock								Order number
	100	30	22	40	40	139	100	5081PJC100R05-22x40
	100	30	28	40	40	139	100	5081PJC100R05-28x40
	100	30	22	40	40	139	100	5081YGC100R05-22x40
	100	30	28	40	40	139	100	5081YGC100R05-28x40
	125	30	22	40	40	162	100	5081PJC125R05-22x40
	125	30	28	40	40	162	100	5081PJC125R05-28x40
	125	30	22	40	40	162	100	5081YGC125R05-22x40
	125	30	28	40	40	162	100	5081YGC125R05-28x40

Fitting Option: Also available with R05-25.4mm solid stem.



Wheel: PJC
Wheel center: Polypropylene, Tread: TENTÉprene (thermoplastic rubber), with threadguards, precision ball bearing, stainless



Wheel: PJO
Also available with PJO wheels: Wheel center made of Polypropylene, Tread: TENTÉprene (thermoplastic rubber), grey non-marking, plain bearing



Wheel: YGC electric conductive, stainless
Wheel center: Polypropylene, Tread: TENTÉprene (thermoplastic rubber), with threadguards, precision ball bearing, stainless

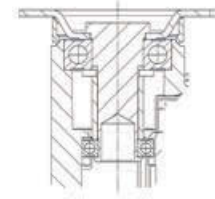


Color options
These casters are available in other colors or with a grey brake pedal. Contact us for details.

100 - 110kg

Twin Wheel Casters Series LINEA

Frame made from high grade synthetic material, precision ball bearing in swivel head
 Drawings of plate fittings see page 42 - 43
 Load capacity tested according EN 12530



	Wheel diameter [mm]	Tread width [mm]	Plate size [mm]	Plate hole centers [mm]	Plate hole [mm]	Offset [mm]	Overall height [mm]	Load capacity [kg]	
Swivel Casters									Order number
	100	20	77 x 67	61,5/56 x 51,5/46,5	8,5	32	124	100	5940UAP100P50 RAL9002
	100	20	95 x 70	76/72 x 52/44,5	11	32	124	100	5940UAP100P52 RAL9002
	100	20	77 x 67	61,5/56 x 51,5/46,5	8,5	32	124	100	5940XSP100P50 RAL9002
	100	20	95 x 70	76/72 x 52/44,5	11	32	124	100	5940XSP100P52 RAL9002
	125	20	77 x 67	61,5/56 x 51,5/46,5	8,5	40	148	110	5940UAP125P50 RAL9002
	125	20	95 x 70	76/72 x 52/44,5	11	40	148	110	5940UAP125P52 RAL9002
	125	20	77 x 67	61,5/56 x 51,5/46,5	8,5	40	148	110	5940XSP125P50 RAL9002
	125	20	95 x 70	76/72 x 52/44,5	11	40	148	110	5940XSP125P52 RAL9002
Swivel Casters with total lock									Order number
	100	20	77 x 67	61,5/56 x 51,5/46,5	8,5	32	124	100	5947UAP100P50 RAL9002
	100	20	95 x 70	76/72 x 52/44,5	11	32	124	100	5947UAP100P52 RAL9002
	100	20	77 x 67	61,5/56 x 51,5/46,5	8,5	32	124	100	5947XSP100P50 RAL9002
	100	20	95 x 70	76/72 x 52/44,5	11	32	124	100	5947XSP100P52 RAL9002
	125	20	77 x 67	61,5/56 x 51,5/46,5	8,5	40	148	110	5947UAP125P50 RAL9002
	125	20	95 x 70	76/72 x 52/44,5	11	40	148	110	5947UAP125P52 RAL9002
	125	20	77 x 67	61,5/56 x 51,5/46,5	8,5	40	148	110	5947XSP125P50 RAL9002
	125	20	95 x 70	76/72 x 52/44,5	11	40	148	110	5947XSP125P52 RAL9002



Wheel: UAP
 Wheel body: Polyamide.
 Tread: Polyurethane,
 precision ball bearing.



Wheel: XSP electric conductive, non-marking
 Wheel body: Polyamide.
 Tread: Polyurethane,
 precision ball bearing.



Color options
 These casters are available in other colors or with a grey brake pedal. Contact us for details.

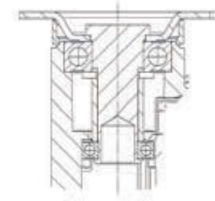


Kick-Pedal
 All casters with lock are available with a larger brake pedal as an option. Please indicate "Kick-Pedal" when ordering.



100 - 110kg Twin Wheel Casters Series LINEA

Frame made from high grade synthetic material, precision ball bearing in swivel head. Drawings of plate fittings see page 42 - 43
Load capacity tested according EN 12530




	Wheel diameter [mm]	Tread width [mm]	Plate size [mm]	Plate hole centers [mm]	Plate hole [mm]	Offset [mm]	Overall height [mm]	Load capacity [kg]		
Swivel Casters with directional lock									Order number	
	100	20	77 x 67	61,5/56 x 51,5/46,5	8,5	32	124	100	5941UAP100P50 RAL9002	
	100	20	95 x 70	76/72 x 52/44,5	11	32	124	100	5941UAP100P52 RAL9002	
	100	20	77 x 67	61,5/56 x 51,5/46,5	8,5	32	124	100	5941XSP100P50 RAL9002	
	100	20	95 x 70	76/72 x 52/44,5	11	32	124	100	5941XSP100P52 RAL9002	
	125	20	77 x 67	61,5/56 x 51,5/46,5	8,5	40	148	110	5941UAP125P50 RAL9002	
	125	20	95 x 70	76/72 x 52/44,5	11	40	148	110	5941UAP125P52 RAL9002	
	125	20	95 x 70	76/72 x 52/44,5	11	40	148	110	5941XSP125P52 RAL9002	
	125	20	77 x 67	61,5/56 x 51,5/46,5	8,5	40	148	110	5941XSP125P50 RAL9002	
Combined Swivel Caster									Order number	
	125	20	77 x 67	61,5/56 x 51,5/46,5	8,5	40	148	110	594CUAP125P50 RAL9002	
	125	20	95 x 70	76/72 x 52/44,5	11	40	14-	110	594CUAP125P52 RAL7001	
	125	20	95 x 70	76/72 x 52/44,5	11	40	148	110	594CUAP125P52 RAL9002	
	125	20	77 x 67	61,5/56 x 51,5/46,5	8,5	40	148	110	594CXSP125P50 RAL9002	
	125	20	95 x 70	76/72 x 52/44,5	11	40	14-	110	594CXSP125P52 RAL7001	
	125	20	95 x 70	76/72 x 52/44,5	11	40	148	110	594CXSP125P52 RAL9002	




Wheel: UAP
Wheel body: Polyamide.
Tread: Polyurethane, precision ball bearing.



Wheel: XSP electric conductive, non-marking
Wheel body: Polyamide.
Tread: Polyurethane, precision ball bearing.



Color options
These casters are available in other colors or with a grey brake pedal. Contact us for details.



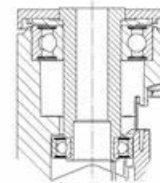
Kick-Pedal
All casters with lock are available with a larger brake pedal as an option. Please indicate "Kick-Pedal" when ordering.

100 - 110kg

Twin Wheel Casters Series LINEA

Frame made from high grade synthetic material, precision ball bearing in swivel head

Load capacity tested according EN 12530



	Wheel diameter [mm]	Tread width [mm]	Center hole [mm]			Offset [mm]	Overall height [mm]	Load capacity [kg]		Order number
Swivel Casters										
	100	20	11			32	118	100		5940UAP100P30-11 RAL9002
	100	20	13			32	118	100		5940UAP100P30-13 RAL9002
	100	20	11			32	118	100		5940XSP100P30-11 RAL9002
	100	20	13			32	118	100		5940XSP100P30-13 RAL9002
	125	20	11			40	143	110		5940UAP125P30-11 RAL9002
	125	20	13			40	143	110		5940UAP125P30-13 RAL9002
	125	20	11			40	143	110		5940XSP125P30-11 RAL9002
	125	20	13			40	143	110		5940XSP125P30-13 RAL9002
Swivel Casters with total lock										Order number
	100	20	11			32	118	100		5947UAP100P30-11 RAL9002
	100	20	13			32	118	100		5947UAP100P30-13 RAL9002
	100	20	11			32	118	100		5947XSP100P30-11 RAL9002
	100	20	13			32	118	100		5947XSP100P30-13 RAL9002
	125	20	11			40	143	110		5947UAP125P30-11 RAL9002
	125	20	13			40	143	110		5947UAP125P30-13 RAL9002
	125	20	11			40	143	110		5947XSP125P30-11 RAL9002
	125	20	13			40	143	110		5947XSP125P30-13 RAL9002
Swivel Casters with directional lock										Order number
	100	20	11			32	118	100		5941UAP100P30-11 RAL9002
	100	20	13			32	118	100		5941UAP100P30-13 RAL9002
	100	20	11			32	118	100		5941XSP100P30-11 RAL9002
	100	20	13			32	118	100		5941XSP100P30-13 RAL9002
	125	20	11			40	143	110		5941UAP125P30-11 RAL9002
	125	20	13			40	143	110		5941UAP125P30-13 RAL9002
	125	20	11			40	143	110		5941XSP125P30-11 RAL9002
	125	20	13			40	143	110		5941XSP125P30-13 RAL9002



Wheel: UAP
Wheel body: Polyamide.
Tread: Polyurethane,
precision ball bearing.



Wheel: XSP electric conductive, non-marking
Wheel body: Polyamide.
Tread: Polyurethane,
precision ball bearing.



Color options
These casters are available in other colors or with a grey brake pedal. Contact us for details.

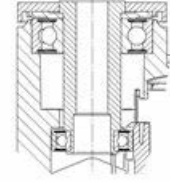


Kick-Pedal
All casters with lock are available with a larger brake pedal as an option. Please indicate "Kick-Pedal" when ordering.







110kg Twin Wheel Casters Series LINEA

Frame made from high grade synthetic material, precision ball bearing in swivel head
Load capacity tested according EN 12530



Combined Swivel Caster	Wheel diameter [mm]	Tread width [mm]	Center hole [mm]			Offset [mm]	Overall height [mm]	Load capacity [kg]	Order number
	125	20	11			40	143	110	594CUAP125P30-11 RAL9002
	125	20	13			40	143	110	594CUAP125P30-13 RAL9002
	125	20	11			40	143	110	594CXSP125P30-11 RAL9002
	125	20	13			40	143	110	594CXSP125P30-13 RAL9002

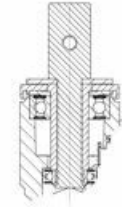
 <p>Wheel: UAP Wheel body: Polyamide. Tread: Polyurethane, precision ball bearing.</p>	 <p>Wheel: XSP electric conductive, non-marking Wheel body: Polyamide. Tread: Polyurethane, precision ball bearing.</p>	 <p>Color options These casters are available in other colors or with a grey brake pedal. Contact us for details.</p>	 <p>Kick-Pedal All casters with lock are available with a larger brake pedal as an option. Please indicate "Kick-Pedal" when ordering.</p>
--	---	---	--

100 - 110kg

Twin Wheel Casters Series LINEA

Frame made from high grade synthetic material, precision ball bearing in swivel head

Load capacity tested according EN 12530



	Wheel diameter [mm]	Tread width [mm]	Bolt-Ø [mm]	Bolt length [mm]	Offset [mm]	Overall height [mm]	Load capacity [kg]	
Swivel Casters								Order number
	100	20	22	40	32	120	100	5940UAP100R05-22 RAL9002
	100	20	28	40	32	120	100	5940UAP100R05-28 RAL9002
	100	20	22	40	32	120	100	5940XSP100R05-22 RAL9002
	100	20	28	40	32	120	100	5940XSP100R05-28 RAL9002
	125	20	22	40	40	145	110	5940UAP125R05-22 RAL9002
	125	20	28	40	40	145	110	5940UAP125R05-28 RAL9002
	125	20	22	40	40	145	110	5940XSP125R05-22 RAL9002
	125	20	28	40	40	145	110	5940XSP125R05-28 RAL9002
Swivel Casters with total lock								Order number
	100	20	22	40	32	120	100	5947UAP100R05-22 RAL9002
	100	20	28	40	32	120	100	5947UAP100R05-28 RAL9002
	100	20	22	40	32	120	100	5947XSP100R05-22 RAL9002
	100	20	28	40	32	120	100	5947XSP100R05-28 RAL9002
	125	20	22	40	40	145	110	5947UAP125R05-22 RAL9002
	125	20	28	40	40	145	110	5947UAP125R05-28 RAL9002
	125	20	22	40	40	145	110	5947XSP125R05-22 RAL9002
	125	20	28	40	40	145	110	5947XSP125R05-28 RAL9002
Swivel Casters with directional lock								Order number
	100	20	22	40	32	120	100	5941UAP100R05-22 RAL9002
	100	20	28	40	32	120	100	5941UAP100R05-28 RAL9002
	100	20	22	40	32	120	100	5941XSP100R05-22 RAL9002
	100	20	28	40	32	120	100	5941XSP100R05-28 RAL9002
	125	20	22	40	40	145	110	5941UAP125R05-22 RAL9002
	125	20	28	40	40	145	110	5941UAP125R05-28 RAL9002
	125	20	22	40	40	145	110	5941XSP125R05-22 RAL9002
	125	20	28	40	40	145	110	5941XSP125R05-28 RAL9002


Fitting Options: Also available with R05-25.4 and R05-22 mm solid stems.




Wheel: UAP
Wheel body: Polyamide.
Tread: Polyurethane,
precision ball bearing.



Wheel: XSP
electric conductive, non-marking
Wheel body: Polyamide.
Tread: Polyurethane,
precision ball bearing.



Color options
These casters are available in other colors or with a grey brake pedal. Contact us for details.

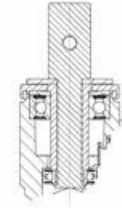


Kick-Pedal
All casters with lock are available with a larger brake pedal as an option. Please indicate "Kick-Pedal" when ordering.



110kg Twin Wheel Casters Series LINEA





Frame made from high grade synthetic material, precision ball bearing in swivel head
Load capacity tested according EN 12530



Combined Swivel Caster	Wheel diameter [mm]	Tread width [mm]	Bolt-Ø [mm]	Bolt length [mm]	Offset [mm]	Overall height [mm]	Load capacity [kg]	Order number
	125	20	28	40	40	145	110	594CUAP125R05-28 RAL9002
	125	20	22	40	40	145	110	594CUAP125R05-22 RAL9002
	125	20	28	40	40	145	110	594CXSP125R05-28 RAL9002
	125	20	22	40	40	145	110	594CXSP125R05-22 RAL9002



Fitting Options: Also available with R05-25.4 and R05-22 mm solid stems.

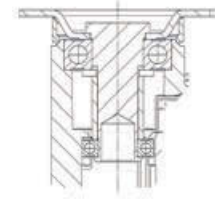
 <p>Wheel: UAP Wheel body: Polyamide. Tread: Polyurethane, precision ball bearing.</p>	 <p>Wheel: XSP electric conductive, non-marking Wheel body: Polyamide. Tread: Polyurethane, precision ball bearing.</p>	 <p>Color options These casters are available in other colors or with a grey brake pedal. Contact us for details.</p>	 <p>Kick-Pedal All casters with lock are available with a larger brake pedal as an option. Please indicate "Kick-Pedal" when ordering.</p>
--	---	---	--

100 - 110kg



Twin Wheel Casters Series LINEA stainless

Frame made from high grade synthetic material, precision ball bearing in swivel head
 Drawings of plate fittings see page 42 - 43
 Load capacity tested according EN 12530



	Wheel diameter [mm]	Tread width [mm]	Plate size [mm]	Plate hole centers [mm]	Plate hole [mm]	Offset [mm]	Overall height [mm]	Load capacity [kg]		
Swivel Casters									Order number	
	100	20	77 x 67	61,5/56 x 51,5/46,5	8,5	32	124	100	5940UAC100P50 RAL9002	
	100	20	77 x 67	61,5/56 x 51,5/46,5	8,5	32	124	100	5940XSC100P50 RAL9002	
	125	20	77 x 67	61,5/56 x 51,5/46,5	8,5	40	148	110	5940UAC125P50 RAL9002	
	125	20	77 x 67	61,5/56 x 51,5/46,5	8,5	40	148	110	5940XSC125P50 RAL9002	
	100	20	95 x 70	76/72 x 52/44,5	11	32	124	100	5940UAC100P52 RAL9002	
	125	20	95 x 70	76/72 x 52/44,5	11	40	148	110	5940UAC125P52 RAL9002	
	100	20	95 x 70	76/72 x 52/44,5	11	32	124	100	5940XSC100P52 RAL9002	
	125	20	95 x 70	76/72 x 52/44,5	11	40	148	110	5940XSC125P52 RAL9002	
Swivel Casters with total lock									Order number	
	100	20	77 x 67	61,5/56 x 51,5/46,5	8,5	32	124	100	5947UAC100P50 RAL9002	
	100	20	77 x 67	61,5/56 x 51,5/46,5	8,5	32	124	100	5947XSC100P50 RAL9002	
	125	20	77 x 67	61,5/56 x 51,5/46,5	8,5	40	148	110	5947UAC125P50 RAL9002	
	125	20	77 x 67	61,5/56 x 51,5/46,5	8,5	40	148	110	5947XSC125P50 RAL9002	
	100	20	95 x 70	76/72 x 52/44,5	11	32	124	100	5947UAC100P52 RAL9002	
	125	20	95 x 70	76/72 x 52/44,5	11	40	148	110	5947UAC125P52 RAL9002	
	100	20	95 x 70	76/72 x 52/44,5	11	32	124	100	5947XSC100P52 RAL9002	
	125	20	95 x 70	76/72 x 52/44,5	11	40	148	110	5947XSC125P52 RAL9002	



Wheel: UAC
 Wheel center: Polyamide, Tread: Polyurethane, precision ball bearing, stainless, washable



Wheel: XSC electric conductive, non-marking
 Wheel center: Polyamide, Tread: Polyurethane, precision ball bearing, stainless, washable



Color options
 These casters are available in other colors or with a grey brake pedal. Contact us for details.



Kick-Pedal
 All casters with lock are available with a larger brake pedal as an option. Please indicate "Kick-Pedal" when ordering.

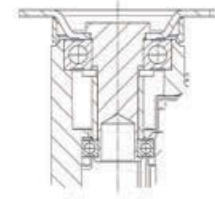


100 - 110kg



Twin Wheel Casters Series LINEA stainless

Frame made from high grade synthetic material, precision ball bearing in swivel head
 Drawings of plate fittings see page 42 - 43
 Load capacity tested according EN 12530



Swivel Casters with directional lock	Wheel diameter [mm]	Tread width [mm]	Plate size [mm]	Plate hole centers [mm]	Plate hole [mm]	Offset [mm]	Overall height [mm]	Load capacity [kg]	Order number
	100	20	77 x 67	61,5/56 x 51,5/46,5	8,5	32	124	100	5941UAC100P50 RAL9002
	100	20	77 x 67	61,5/56 x 51,5/46,5	8,5	32	124	100	5941XSC100P50 RAL9002
	125	20	77 x 67	61,5/56 x 51,5/46,5	8,5	40	148	110	5941UAC125P50 RAL9002
	125	20	77 x 67	61,5/56 x 51,5/46,5	8,5	40	148	110	5941XSC125P50 RAL9002
	100	20	95 x 70	76/72 x 52/44,5	11	32	124	100	5941UAC100P52 RAL9002
	125	20	95 x 70	76/72 x 52/44,5	11	40	148	110	5941UAC125P52 RAL9002

Combined Swivel Caster	Wheel diameter [mm]	Tread width [mm]	Plate size [mm]	Plate hole centers [mm]	Plate hole [mm]	Offset [mm]	Overall height [mm]	Load capacity [kg]	Order number
	125	20	77 x 67	61,5/56 x 51,5/46,5	8,5	40	148	110	594CUAC125P50 RAL9002
	125	20	77 x 67	61,5/56 x 51,5/46,5	8,5	40	148	110	594CXSC125P50 RAL9002
	125	20	95 x 70	76/72 x 52/44,5	11	40	148	110	594CUAC125P52 RAL9002
	125	20	95 x 70	76/72 x 52/44,5	11	40	148	110	594CXSC125P52 RAL9002



Wheel: UAC
 Wheel center: Polyamide, Tread: Polyurethane, precision ball bearing, stainless, washable



Wheel: XSC electric conductive, non-marking
 Wheel center: Polyamide, Tread: Polyurethane, precision ball bearing, stainless, washable



Color options
 These casters are available in other colors or with a grey brake pedal. Contact us for details.



Kick-Pedal
 All casters with lock are available with a larger brake pedal as an option. Please indicate "Kick-Pedal" when ordering.

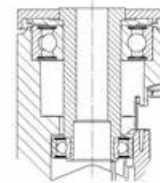
100 - 110kg



Twin Wheel Casters Series LINEA stainless

Frame made from high grade synthetic material, precision ball bearing in swivel head

Load capacity tested according EN 12530



	Wheel diameter [mm]	Tread width [mm]	Center hole [mm]			Offset [mm]	Overall height [mm]	Load capacity [kg]		
Swivel Casters										Order number
	100	20	11			32	118	100		5940UAC100P30-11 RAL9002
	100	20	13			32	118	100		5940UAC100P30-13 RAL9002
	100	20	11			32	118	100		5940XSC100P30-11 RAL9002
	100	20	13			32	118	100		5940XSC100P30-13 RAL9002
	125	20	11			40	143	110		5940UAC125P30-11 RAL9002
	125	20	13			40	143	110		5940UAC125P30-13 RAL9002
	125	20	11			40	143	110		5940XSC125P30-11 RAL9002
	125	20	13			40	143	110		5940XSC125P30-13 RAL9002
Swivel Casters with total lock										Order number
	100	20	11			32	118	100		5947UAC100P30-11 RAL9002
	100	20	13			32	118	100		5947UAC100P30-13 RAL9002
	100	20	11			32	118	100		5947XSC100P30-11 RAL9002
	100	20	13			32	118	100		5947XSC100P30-13 RAL9002
	125	20	11			40	143	110		5947UAC125P30-11 RAL9002
	125	20	13			40	143	110		5947UAC125P30-13 RAL9002
	125	20	11			40	143	110		5947XSC125P30-11 RAL9002
	125	20	13			40	143	110		5947XSC125P30-13 RAL9002
Swivel Casters with directional lock										Order number
	100	20	11			32	118	100		5941UAC100P30-11 RAL9002
	100	20	13			32	118	100		5941UAC100P30-13 RAL9002
	100	20	11			32	118	100		5941XSC100P30-11 RAL9002
	100	20	13			32	118	100		5941XSC100P30-13 RAL9002
	125	20	11			40	143	110		5941UAC125P30-11 RAL9002
	125	20	13			40	143	110		5941UAC125P30-13 RAL9002
	125	20	11			40	143	110		5941XSC125P30-11 RAL9002
	125	20	13			40	143	110		5941XSC125P30-13 RAL9002



Wheel: UAC
Wheel center: Polyamide, Tread: Polyurethane, precision ball bearing, stainless, washable



Wheel: XSC electric conductive, non-marking
Wheel center: Polyamide, Tread: Polyurethane, precision ball bearing, stainless, washable



Color options
These casters are available in other colors or with a grey brake pedal. Contact us for details.



Kick-Pedal
All casters with lock are available with a larger brake pedal as an option. Please indicate "Kick-Pedal" when ordering.

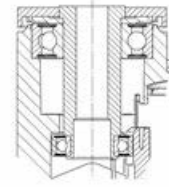


110kg



Twin Wheel Casters Series LINEA stainless

Frame made from high grade synthetic material, precision ball bearing in swivel head
 Load capacity tested according EN 12530



Combined Swivel Caster	Wheel diameter [mm]	Tread width [mm]	Center hole [mm]			Offset [mm]	Overall height [mm]	Load capacity [kg]	Order number
	125	20	11			40	143	110	594CUAC125P30-11 RAL9002
	125	20	13			40	143	110	594CUAC125P30-13 RAL9002
	125	20	11			40	143	110	594CXSC125P30-11 RAL9002
	125	20	13			40	143	110	594CXSC125P30-13 RAL9002



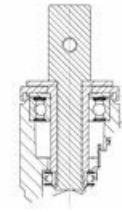
 <p>Wheel: UAC Wheel center: Polyamide, Tread: Polyurethane, precision ball bearing, stainless, washable</p>	 <p>Wheel: XSC electric conductive, non-marking Wheel center: Polyamide, Tread: Polyurethane, precision ball bearing, stainless, washable</p>	 <p>Color options These casters are available in other colors or with a grey brake pedal. Contact us for details.</p>	 <p>Kick-Pedal All casters with lock are available with a larger brake pedal as an option. Please indicate "Kick-Pedal" when ordering.</p>
---	--	--	---

100 - 110kg



Twin Wheel Casters Series LINEA stainless

Frame made from high grade synthetic material, precision ball bearing in swivel head
Load capacity tested according EN 12530



	Wheel diameter [mm]	Tread width [mm]	Bolt-Ø [mm]	Bolt length [mm]	Offset [mm]	Overall height [mm]	Load capacity [kg]		
Swivel Casters								Order number	
	100	20	22	40	32	120	100	5940UAC100R05-22 RAL9002	
	100	20	28	40	32	120	100	5940UAC100R05-28 RAL9002	
	100	20	22	40	32	120	100	5940XSC100R05-22 RAL9002	
	100	20	28	40	32	120	100	5940XSC100R05-28 RAL9002	
	125	20	22	40	40	145	110	5940UAC125R05-22 RAL9002	
	125	20	28	40	40	145	110	5940UAC125R05-28 RAL9002	
	125	20	22	40	40	145	110	5940XSC125R05-22 RAL9002	
	125	20	28	40	40	145	110	5940XSC125R05-28 RAL9002	
Swivel Casters with total lock								Order number	
	100	20	22	40	32	120	100	5947UAC100R05-22 RAL9002	
	100	20	28	40	32	120	100	5947UAC100R05-28 RAL9002	
	100	20	22	40	32	120	100	5947XSC100R05-22 RAL9002	
	100	20	28	40	32	120	100	5947XSC100R05-28 RAL9002	
	125	20	22	40	40	145	110	5947UAC125R05-22 RAL9002	
	125	20	28	40	40	145	110	5947UAC125R05-28 RAL9002	
	125	20	22	40	40	145	110	5947XSC125R05-22 RAL9002	
	125	20	28	40	40	145	110	5947XSC125R05-28 RAL9002	
Swivel Casters with directional lock								Order number	
	100	20	22	40	32	120	100	5941UAC100R05-22 RAL9002	
	100	20	28	40	32	120	100	5941UAC100R05-28 RAL9002	
	100	20	22	40	32	120	100	5941XSC100R05-22 RAL9002	
	100	20	28	40	32	120	100	5941XSC100R05-28 RAL9002	
	125	20	22	40	40	145	110	5941UAC125R05-22 RAL9002	
	125	20	28	40	40	145	110	5941UAC125R05-28 RAL9002	
	125	20	22	40	40	145	110	5941XSC125R05-22 RAL9002	
	125	20	28	40	40	145	110	5941XSC125R05-28 RAL9002	

Fitting Options: Also available with R05-25.4 and R05-22 mm solid stems.

 <p>Wheel: UAC Wheel center: Polyamide, Tread: Polyurethane, precision ball bearing, stainless, washable</p>	 <p>Wheel: XSC electric conductive, non-marking Wheel center: Polyamide, Tread: Polyurethane, precision ball bearing, stainless, washable</p>	 <p>Color options These casters are available in other colors or with a grey brake pedal. Contact us for details.</p>	 <p>Kick-Pedal All casters with lock are available with a larger brake pedal as an option. Please indicate "Kick-Pedal" when ordering.</p>
--	---	---	--

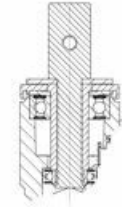


110kg



Twin Wheel Casters Series LINEA stainless

Frame made from high grade synthetic material, precision ball bearing in swivel head
Load capacity tested according EN 12530



Combined Swivel Caster	Wheel diameter [mm]	Tread width [mm]	Bolt-Ø [mm]	Bolt length [mm]	Offset [mm]	Overall height [mm]	Load capacity [kg]	Order number
	125	20	22	40	40	145	110	594CUAC125R05-22 RAL9002
	125	20	28	40	40	145	110	594CUAC125R05-28 RAL9002
	125	20	22	40	40	145	110	594CXSC125R05-22 RAL9002
	125	20	28	40	40	145	110	594CXSC125R05-28 RAL9002

Fitting Options: Also available with R05-25.4 and R05-22 mm solid stems.

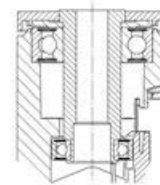
 <p>Wheel: UAC Wheel center: Polyamide, Tread: Polyurethane, precision ball bearing, stainless, washable</p>	 <p>Wheel: XSC electric conductive, non-marking Wheel center: Polyamide, Tread: Polyurethane, precision ball bearing, stainless, washable</p>	 <p>Color options These casters are available in other colors or with a grey brake pedal. Contact us for details.</p>	 <p>Kick-Pedal All casters with lock are available with a larger brake pedal as an option. Please indicate "Kick-Pedal" when ordering.</p>
--	---	---	--

90 - 100kg

Twin Wheel Casters Series LINEA Low Height

Frame made from high grade synthetic material, precision ball bearing in swivel head

Load capacity tested according EN 12530



	Wheel diameter [mm]	Tread width [mm]	Center hole [mm]			Offset [mm]	Overall height [mm]	Load capacity [kg]		Order number
Swivel Casters										
	75	15	8			23	78	90		5940UAP075P30-8 LH RAL7001
	75	15	8			23	78	90		5940UAP075P30-8 LH RAL9002
	75	15	10			23	78	90		5940UAP075P30-10 LH RAL7001
	75	15	10			23	78	90		5940UAP075P30-10 LH RAL9002
	100	20	8			32	103	100		5940UAP100P30-8 LH RAL7001
	100	20	8			32	103	100		5940UAP100P30-8 LH RAL9002
	100	20	10			32	103	100		5940UAP100P30-10 LH RAL7001
	100	20	10			32	103	100		5940UAP100P30-10 LH RAL9002
Swivel Casters with wheel brake										Order number
	75	15	8			23	78	90		5945UAP075P30-8 LH RAL7001
	75	15	8			23	78	90		5945UAP075P30-8 LH RAL9002
	75	15	10			156	78	90		5945UAP075P30-10 LH RAL7001
	75	15	10			23	78	90		5945UAP075P30-10 LH RAL9002
	100	20	8			32	103	100		5945UAP100P30-8 LH RAL7001
	100	20	8			32	103	100		5945UAP100P30-8 LH RAL9002
	100	20	10			32	103	100		5945UAP100P30-10 LH RAL7001
	100	20	10			32	103	100		5945UAP100P30-10 LH RAL9002


Wheel: UAP

Wheel body: Polyamide.
Tread: Polyurethane,
precision ball bearing.


Color options

These casters are available in other colors or with a grey brake pedal. Contact us for details.


Kick-Pedal

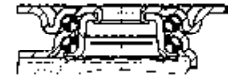
All casters with lock are available with a larger brake pedal as an option. Please indicate "Kick-Pedal" when ordering.



40 - 75kg

Institutional Casters Series 1470

Housing made of pressed steel, bright zinc plated, blue passivated, double ball bearing swivel head, wheel axle with nut, light version
 Drawings of plate fittings see page 42 - 43
 Load capacity tested according EN 12530



	Wheel diameter [mm]	Tread width [mm]	Plate size [mm]	Plate hole centers [mm]	Plate hole [mm]	Offset [mm]	Overall height [mm]	Load capacity [kg]		
Swivel Casters									Order number	
	50	19	60 x 60	48/38 x 48/38	6,3	25	70	40	1470PAI050P40	
Swivel Casters with wheel brake									Order number	
	50	19	60 x 60	48/38 x 48/38	6,3	25	70	40	1475PAO050P40	
Swivel Casters									Order number	
	75	25	60 x 60	48/38 x 48/38	6,3	25	100	60	1470PAO075P40	
	100	25	95 x 70	52/44,45 x 76/72	10	28	125	75	1470PAO100P52	
Swivel Casters with total lock									Order number	
	75	25	60 x 60	48/38 x 48/38	6,3	25	100	60	1477PAO075P40	
	100	25	95 x 70	52/44,45 x 76/72	10	28	125	75	1477PAO100P52	

**Wheel: PAO**

Wheel center:
Polypropylene
Tread: Polyurethane,
plain bearing

40 - 70kg

Institutional Casters Series 1470

Housing made of pressed steel, bright zinc plated, blue passivated, double ball bearing swivel head, wheel axle with nut, light version
Load capacity tested according EN 12530

	Wheel diameter [mm]	Tread width [mm]	Center hole [mm]			Offset [mm]	Overall height [mm]	Load capacity [kg]		Order number
Swivel Casters										
	50	19	11			25	70	40		1470PAO050P30-11
Swivel Casters with wheel brake										Order number
	50	19	11			25	70	40		1475PAO050P30-11
Swivel Casters										Order number
	75	25	11			25	100	60		1470PAO075P30-11
	100	25	11			28	125	70		1470PAO100P30-11
Swivel Casters with total lock										Order number
	75	25	11			25	100	60		1477PAO075P30-11
	100	25	11			28	125	70		1477PAO100P30-11


Wheel: PAO

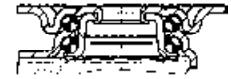
Wheel center:
Polypropylene
Tread: Polyurethane,
plain bearing



40 - 70kg

Institutional Casters Series 1470

Housing made of pressed steel, bright zinc plated, blue passivated, double ball bearing swivel head, wheel axle with nut, light version
 Drawings of plate fittings see page 42 - 43
 Load capacity tested according EN 12530



	Wheel diameter [mm]	Tread width [mm]	Plate size [mm]	Plate hole centers [mm]	Plate hole [mm]	Offset [mm]	Overall height [mm]	Load capacity [kg]		Order number	
Swivel Casters											
	50	18	60 x 60	48/38 x 48/38	6,3	25	70	40		1470POI050P40	
Swivel Casters with wheel brake											
	50	18	60 x 60	48/38 x 48/38	6,3	25	70	40		1475POI050P40	
Swivel Casters											
	75	25	60 x 60	48/38 x 48/38	6,3	25	100	40		1470POO075P40	
	100	25	77 x 67	52/44.45 x 76/72	10	28	125	70		1470POO100P52	
Swivel Casters with total lock											
	75	25	60 x 60	48/38 x 48/38	6,3	25	100	40		1477POO075P40	
	100	25	77 x 67	52/44.45 x 76/72	11	28	125	70		1477POO100P52	

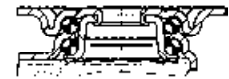
**Wheel: POO**

Wheel made of polypropylene, black, roller bearing

40 - 70kg

Institutional Casters Series 1470

Housing made of pressed steel, bright zinc plated, blue passivated, double ball bearing swivel head, wheel axle with nut, light version
Load capacity tested according EN 12530



	Wheel diameter [mm]	Tread width [mm]	Center hole [mm]			Offset [mm]	Overall height [mm]	Load capacity [kg]		Order number
Swivel Casters										
	50	18	11			25	70	40		1470POO050P30-11
Swivel Casters with wheel brake										Order number
	50	18	11			25	70	40		1475POO050P30-11
Swivel Casters										Order number
	75	25	11			25	100	40		1470POO075P30-11
	100	25	11			28	125	70		1470POO100P30-11
Swivel Casters with total lock										Order number
	75	25	11			25	100	40		1477POO075P30-11
	100	25	11			28	125	70		1477POO100P30-11


Wheel: POO

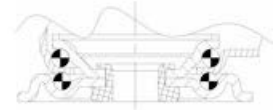
Wheel made of polypropylene, black, roller bearing



70 - 80kg

Institutional Casters Series 1670

Housing made of pressed steel, bright zinc plated, blue passivated, double ball bearing swivel head, wheel axle with nut, light version
 Drawings of plate fittings see page 42 - 43
 Load capacity tested according EN 12530

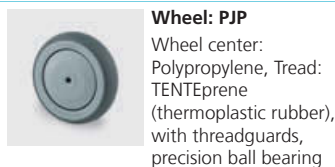


	Wheel diameter [mm]	Tread width [mm]	Plate size [mm]	Plate hole centers [mm]	Plate hole [mm]	Offset [mm]	Overall height [mm]	Load capacity [kg]		Order number
Swivel Casters										
	100	32	77 x 67	61,5/56 x 51,5/46,5	8,5	38	135	80		1670PJO100P50
	100	32	95 x 70	52/44.45 x 76/72	11	38	135	80		1670PJO100P52
	125	32	77 x 67	61,5/56 x 51,5/46,5	8,5	41	160	80		1670PJO125P50
	125	32	95 x 70	52/44.45 x 76/72	11	41	160	80		1670PJO125P52

	Wheel diameter [mm]	Tread width [mm]	Plate size [mm]	Plate hole centers [mm]	Plate hole [mm]	Offset [mm]	Overall height [mm]	Load capacity [kg]		Order number
Swivel Casters with total lock										
	100	32	77 x 67	61,5/56 x 51,5/46,5	8,5	38	135	80		1677PJO100P50
	100	32	95 x 70	52/44.45 x 76/72	11	38	135	80		1677PJO100P52
	125	32	77 x 67	61,5/56 x 51,5/46,5	8,5	41	160	80		1677PJO125P50
	125	32	95 x 70	52/44.45 x 76/72	11	41	160	80		1677PJO125P52

	Wheel diameter [mm]	Tread width [mm]	Plate size [mm]	Plate hole centers [mm]	Plate hole [mm]	Offset [mm]	Overall height [mm]	Load capacity [kg]		Order number
Swivel Casters										
	100	32	77 x 67	61,5/56 x 51,5/46,5	8,5	38	135	70		1670PJP100P50
	100	32	95 x 70	52/44.45 x 76/72	11	38	135	70		1670PJP100P52
	125	32	77 x 67	61,5/56 x 51,5/46,5	8,5	41	160	80		1670PJP125P50
	125	32	95 x 70	52/44.45 x 76/72	11	41	160	80		1670PJP125P52

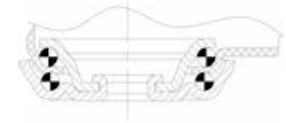
	Wheel diameter [mm]	Tread width [mm]	Plate size [mm]	Plate hole centers [mm]	Plate hole [mm]	Offset [mm]	Overall height [mm]	Load capacity [kg]		Order number
Swivel Casters with total lock										
	100	32	77 x 67	61,5/56 x 51,5/46,5	8,5	38	135	80		1677PJP100P50
	100	32	95 x 70	52/44.45 x 76/72	11	38	135	80		1677PJP100P52
	125	32	77 x 67	61,5/56 x 51,5/46,5	8,5	41	160	80		1677PJP125P50
	125	32	95 x 70	52/44.45 x 76/72	11	41	160	80		1677PJP125P52



70 - 80kg

Institutional Casters Series 1670

Housing made of pressed steel, bright zinc plated, blue passivated, double ball bearing swivel head, wheel axle with nut, light version
Load capacity tested according EN 12530



Swivel Casters									Order number
	100	32	13			38	135	80	1670PJO100P30-13
	125	32	13			41	160	80	1670PJO125P30-13



Swivel Casters with total lock									Order number
	100	32	13			38	135	80	1677PJO100P30-13
	125	32	13			41	160	80	1677PJO125P30-13



Swivel Casters									Order number
	100	32	13			38	135	70	1670PJP100P30-13
	125	32	13			41	160	80	1670PJP125P30-13



Swivel Casters with total lock									Order number
	100	32	13			38	135	80	1677PJP100P30-13
	125	32	13			41	160	80	1677PJP125P30-13



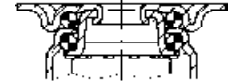
Wheel: PJO	Wheel: PJP
<p>Wheel center: Polypropylene, Tread: TENTEprene (thermoplastic rubber), without threadguards, plain bearing</p>	<p>Wheel center: Polypropylene, Tread: TENTEprene (thermoplastic rubber), with threadguards, precision ball bearing</p>



50kg

Institutional Casters Series 2470

Housing made of pressed steel, bright zinc plated, blue passivated, double ball bearing swivel head, wheel axle with nut
 Drawings of plate fittings see page 42 - 43
 Load capacity tested according EN 12530



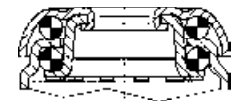
	Wheel diameter [mm]	Tread width [mm]	Plate size [mm]	Plate hole centers [mm]	Plate hole [mm]	Offset [mm]	Overall height [mm]	Load capacity [kg]		Order number
Swivel Casters										
	50	20	60 x 60	48/38 x 48/38	6,3	24	69	50		2470UOO050P40
Swivel Casters										
	50	19	60 x 60	48/38 x 48/38	6,3	24	69	50		2470UOK050P40

 <p>Wheel: UOO Wheel made of Polyamide, black, plain bearing</p>	 <p>Wheel: UOK Wheel made of Polyamide, with threadguards, cone ball bearing</p>	<p>Simple assembly Casters with bolt hole P30 can be assembled with standard screws of any length.</p> 
---	---	--

50kg

Institutional Casters Series 2470

Housing made of pressed steel, bright zinc plated, blue passivated, double ball bearing swivel head, wheel axle with nut
Load capacity tested according EN 12530



	Wheel diameter [mm]	Tread width [mm]	Center hole [mm]			Offset [mm]	Overall height [mm]	Load capacity [kg]		Order number
Swivel Casters										
	50	20	11			24	69	50		2470UOO050P30-11
Swivel Casters										Order number
	50	19	11			24	69	50		2470UOK050P30-11



Wheel: UOO
Wheel made of Polyamide, black, plain bearing



Wheel: UOK
Wheel made of Polyamide, with threadguards, cone ball bearing



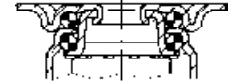
Simple assembly
Casters with bolt hole P30 can be assembled with standard screws of any length.



40 - 50kg

Institutional Casters Series 2470

Housing made of pressed steel, bright zinc plated, blue passivated, double ball bearing swivel head, wheel axle with nut
 Drawings of plate fittings see page 42 - 43
 Load capacity tested according EN 12530





	Wheel diameter [mm]	Tread width [mm]	Plate size [mm]	Plate hole centers [mm]	Plate hole [mm]	Offset [mm]	Overall height [mm]	Load capacity [kg]		Order number
Swivel Casters										
	50	20	60 x 60	48/38 x 48/38	6,3	24	69	50		2470UAK050P40



	Wheel diameter [mm]	Tread width [mm]	Plate size [mm]	Plate hole centers [mm]	Plate hole [mm]	Offset [mm]	Overall height [mm]	Load capacity [kg]		Order number
Swivel Casters										
	50	20	60 x 60	48/38 x 48/38	6,3	24	69	40		2470UAP050P40

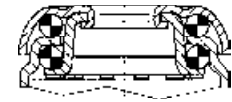


 <p>Wheel: UAK Wheel: UAK Wheel center: Polyamide, Tread: Polyurethane, with threadguards, cone ball bearing</p>	 <p>Wheel: UAP Wheel center: Polyamide, Tread: Polyurethane, with threadguards, precision ball bearing</p>
---	---

40 - 50kg

Institutional Casters Series 2470

Housing made of pressed steel, bright zinc plated, blue passivated, double ball bearing swivel head, wheel axle with nut
Load capacity tested according EN 12530



	Wheel diameter [mm]	Tread width [mm]	Center hole [mm]			Offset [mm]	Overall height [mm]	Load capacity [kg]		Order number
Swivel Casters										
	50	20	11			24	69	50		2470UAK050P30-11
Swivel Casters										Order number
	50	20	11			24	69	40		2470UAP050P30-11



Wheel: UAK
Wheel center: Polyamide, Tread: Polyurethane, with threadguards, cone ball bearing



Wheel: UAP
Wheel center: Polyamide, Tread: Polyurethane, with threadguards, precision ball bearing



Simple assembly
Casters with bolt hole P30 can be assembled with standard screws of any length.



40kg

Institutional Casters Series 2470

Housing made of pressed steel, bright zinc plated, blue passivated, double ball bearing swivel head, wheel axle with nut
 Drawings of plate fittings see page 42 - 43
 Load capacity tested according EN 12530



	Wheel diameter [mm]	Tread width [mm]	Plate size [mm]	Plate hole centers [mm]	Plate hole [mm]	Offset [mm]	Overall height [mm]	Load capacity [kg]		
Swivel Casters									Order number	
	50	19	60 x 60	48/38 x 48/38	6,3	24	69	40	2470DIK050P40	
	50	19	60 x 60	48/38 x 48/38	6,3	24	69	40	2470DYK050P40	
Rigid Casters									Order number	
	50	19	55 x 55	44/38,5 x 44/38,5	6,3		69	40	2478DIK050P41	
	50	19	55 x 55	44/38,5 x 44/38,5	6,3		69	40	2478DYK050P41	
Swivel Casters with wheel brake									Order number	
	50	19	60 x 60	48/38 x 48/38	6,3	24	69	40	2475DIK050P40	
	50	19	60 x 60	48/38 x 48/38	6,3	24	69	40	2475DYK050P40	

**Wheel: DIK**

Wheel center: pressed steel, Tread: rubber, grey, non-marking, with threadguards, cone ball bearing

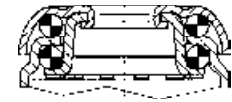
**Wheel: DYK electric conductive and according to ESD**

Wheel center: pressed steel, Tread: rubber, black, non-staining, with threadguards, cone ball bearing

40kg

Institutional Casters Series 2470

Housing made of pressed steel, bright zinc plated, blue passivated, double ball bearing swivel head, wheel axle with nut
Load capacity tested according EN 12530



	Wheel diameter [mm]	Tread width [mm]	Center hole [mm]			Offset [mm]	Overall height [mm]	Load capacity [kg]		Order number
Swivel Casters										
	50	19	11			24	69	40		2470DIK050P30-11
	50	19	11			24	69	40		2470DYK050P30-11
Swivel Casters with wheel brake										Order number
	50	19	11			24	69	40		2475DIK050P30-11
	50	19	11			24	69	40		2475DYK050P30-11
Swivel Casters										Order number
	50	19	11 x 31			24	72	40		2470DIK050B10-11x31
	50	19	11 x 31			24	72	40		2470DYK050B10-11x31
Swivel Casters with wheel brake										Order number
	50	19	11 x 31			24	72	40		2475DIK050B10-11x31
	50	19	11 x 31			24	72	40		2475DYK050B10-11x31

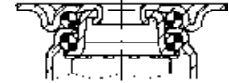
<p>Wheel: DIK Wheel center: pressed steel, Tread: rubber, grey, non-marking, with threadguards, cone ball bearing</p>	<p>Wheel: DYK electric conductive and according to ESD Wheel center: pressed steel, Tread: rubber, black, non-staining, with threadguards, cone ball bearing</p>	<p>Simple assembly Casters with bolt hole P30 can be assembled with standard screws of any length.</p>	<p>Accessories Matching sockets for bolt stem casters can be found on page 191.</p>
--	---	---	--



50kg

Institutional Casters Series 2470

Housing made of pressed steel, bright zinc plated, blue passivated, double ball bearing swivel head, axle riveted
 Drawings of plate fittings see page 42 - 43
 Load capacity tested according EN 12530



	Wheel diameter [mm]	Tread width [mm]	Plate size [mm]	Plate hole centers [mm]	Plate hole [mm]	Offset [mm]	Overall height [mm]	Load capacity [kg]		
Swivel Casters									Order number	
	50	19	60 x 60	48/38 x 48/38	6,3	24	69	50	2470PJI050P40	
	50	19	60 x 60	48/38 x 48/38	6,3	24	69	50	2470YGO050P40	
Rigid Casters									Order number	
	50	19	55 x 55	44/38,5 x 44/38,5	6,3		69	50	2478PJI050P41	
	50	19	55 x 55	44/38,5 x 44/38,5	6,3		69	50	2478YGO050P41	
Swivel Casters with wheel brake									Order number	
	50	19	60 x 60	48/38 x 48/38	6,3	24	69	50	2475PJI050P40	
	50	19	60 x 60	48/38 x 48/38	6,3	24	69	50	2475YGO050P40	



Wheel: PJI
 Wheel center: Polypropylene, Tread: TENTEprene (thermoplastic rubber), without threadguards, plain bearing



Wheel: YGO electric conductive, non-marking
 Wheel center: Polypropylene, Tread: TENTEprene (thermoplastic rubber), without threadguards, plain bearing

50 - 75kg

Institutional Casters Series 2470

Housing made of pressed steel, bright zinc plated, blue passivated, double ball bearing swivel head, axle riveted
Load capacity tested according EN 12530



	Wheel diameter [mm]	Tread width [mm]	Center hole [mm]			Offset [mm]	Overall height [mm]	Load capacity [kg]		Order number
Swivel Casters										
	50	19	11			24	69	50		2470PJI050P30-11
	50	19	11			24	69	50		2470YGO050P30-11
Swivel Casters with wheel brake										Order number
	50	19	11			24	69	50		2475PJI050P30-11
	50	19	11			24	69	50		2475YGO050P30-11
Swivel Casters										Order number
	75	25	11 x 31			24	103	75		2470PJO075B10-11x31
	50	19	11 x 31			24	72	50		2470YGO050B10-11x31
Swivel Casters with wheel brake										Order number
	75	25	11 x 31			24	103	75		2477PJO075B10-11x31
	50	19	11 x 31			24	72	50		2475YGO050B10-11x31

Wheel: PJI
Wheel center: Polypropylene, Tread: TENTEprene (thermoplastic rubber), without threadguards, plain bearing

Wheel: YGO electric conductive, non-marking
Wheel center: Polypropylene, Tread: TENTEprene (thermoplastic rubber), without threadguards, plain bearing

Simple assembly
Casters with bolt hole P30 can be assembled with standard screws of any length.

Accessories
Matching sockets for bolt stem casters can be found on page 191.

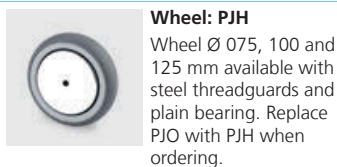
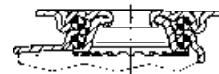


75 - 100kg

Institutional Casters Series 2470

Housing made of pressed steel, bright zinc plated, blue passivated, double ball bearing swivel head, wheel axle with nut
 Drawings of plate fittings see page 42 - 43
 Load capacity tested according EN 12530

	Wheel diameter [mm]	Tread width [mm]	Plate size [mm]	Plate hole centers [mm]	Plate hole [mm]	Offset [mm]	Overall height [mm]	Load capacity [kg]		
Swivel Casters									Order number	
	75	25	60 x 60	48/38 x 48/38	6,3	24	100	75	2470PJO075P40	
	75	25	60 x 60	48/38 x 48/38	6,3	24	100	75	2470YGO075P40	
	100	32	95 x 70	52/44.45 x 76/72	11	38	135	80	2470PJO100P52	
	100	32	77 x 67	61,5/56 x 51,5/46,5	8,5	38	135	80	2470YGO100P50	
	125	32	95 x 70	52/44.45 x 76/72	11	41	160	100	2470PJO125P52	
	125	32	77 x 67	61,5/56 x 51,5/46,5	8,5	41	160	100	2470YGO125P50	
150	32	95 x 70	52/44.45 x 76/72	11	45	185	100	2470PJO150P52		
Rigid Casters									Order number	
	75	25	67 x 60	48/40 x 48/40	6,3		100	75	2478PJO075P60	
	75	25	67 x 60	48/40 x 48/40	6,3		100	75	2478YGO075P60	
	100	32	95 x 70	52/44.45 x 76/72	11		135	80	2478PJO100P52	
	100	32	77 x 67	61,5/56 x 51,5/46,5	8,5		135	80	2478YGO100P50	
	125	32	95 x 70	52/44.45 x 76/72	11		160	100	2478PJO125P52	
	150	32	95 x 70	52/44.45 x 76/72	11		185	100	2478PJO150P52	



75 - 100kg

Institutional Casters Series 2470

Housing made of pressed steel, bright zinc plated, blue passivated, double ball bearing swivel head, wheel axle with nut
 Drawings of plate fittings see page 42 - 43
 Load capacity tested according EN 12530



Swivel Casters with total lock



Wheel diameter [mm]	Tread width [mm]	Plate size [mm]	Plate hole centers [mm]	Plate hole [mm]	Offset [mm]	Overall height [mm]	Load capacity [kg]	Order number
75	25	60 x 60	48/38 x 48/38	6,3	24	100	75	2477PJO075P40
75	25	60 x 60	48/38 x 48/38	6,3	24	100	75	2477YGO075P40
100	32	95 x 70	52/44.45 x 76/72	11	43.5	135	80	2477PJO100P52
100	32	77 x 67	61,5/56 x 51,5/46,5	8,5	43.5	135	80	2477YGO100P52
125	32	95 x 70	52/44.45 x 76/72	11	41	160	100	2477PJO125P52
125	32	77 x 67	61,5/56 x 51,5/46,5	8,5	41	160	100	2477YGO125P52
150	32	95 x 70	52/44.45 x 76/72	11	36	185	100	2477PJO150P52

Swivel Casters with directional lock



Wheel diameter [mm]	Tread width [mm]	Plate size [mm]	Plate hole centers [mm]	Plate hole [mm]	Offset [mm]	Overall height [mm]	Load capacity [kg]	Order number
100	32	95 x 70	52/44.45 x 76/72	11	43.5	135	80	2471PJO100P52
100	32	77 x 67	61,5/56 x 51,5/46,5	8,5	43.5	135	80	2471YGO100P52
125	32	77 x 67	61,5/56 x 51,5/46,5	8,5	41	160	100	2471YGO125P52
125	32	95 x 70	52/44.45 x 76/72	11	41	160	100	2471PJO125P52
150	32	95 x 70	52/44.45 x 76/72	11	36	185	100	2471PJO150P52

 <p>Wheel: PJO Wheel center: Polypropylene, Tread: TENTEprene (thermoplastic rubber), without threadguards, plain bearing</p>	 <p>Wheel: PJH Wheel Ø 075, 100 and 125 mm available with steel threadguards and plain bearing. Replace PJO with PJH when ordering.</p>	 <p>Wheel: YGO electric conductive, non-marking Wheel center: Polypropylene, Tread: TENTEprene (thermoplastic rubber), without threadguards, plain bearing</p>
--	--	---



75 - 100kg

Institutional Casters Series 2470

Housing made of pressed steel, bright zinc plated, blue passivated, double ball bearing swivel head, wheel axle with nut
Load capacity tested according EN 12530



	Wheel diameter [mm]	Tread width [mm]	Center hole [mm]			Offset [mm]	Overall height [mm]	Load capacity [kg]		Order number
Swivel Casters										
	75	25	11			24	100	75		2470PJO075P30-11
	75	25	11			24	100	75		2470YGO075P30-11
	100	32	11			38	135	80		2470PJO100P30-11
	100	32	13			38	135	80		2470PJO100P30-13
	100	32	11			38	135	80		2470YGO100P30-11
	100	32	13			38	135	80		2470YGO100P30-13
	125	32	11			41	160	100		2470PJO125P30-11
	125	32	13			41	160	100		2470PJO125P30-13
	125	32	11			41	160	100		2470YGO125P30-11
	125	32	13			41	160	100		2470YGO125P30-13
	150	32	11			45	185	100		2470PJO150P30-11
	150	32	13			45	185	100		2470PJO150P30-13
Swivel Casters with total lock										Order number
	75	25	11			24	100	75		2477PJO075P30-11
	75	25	11			24	100	75		2477YGO075P30-11
	100	32	11			43.5	135	80		2477PJO100P30-11
	100	32	13			43.5	135	80		2477PJO100P30-13
	100	32	11			43.5	135	80		2477YGO100P30-11
	100	32	13			43.5	135	80		2477YGO100P30-13
	125	32	11			41	160	100		2477PJO125P30-11
	125	32	13			41	160	100		2477PJO125P30-13
	125	32	11			41	160	100		2477YGO125P30-11
	125	32	13			41	160	100		2477YGO125P30-13
	150	30	11			36	185	100		2477PJO150P30-11
	150	30	13			36	185	100		2477PJO150P30-13

**Wheel: PJH**

Wheel Ø 075, 100 and 125 mm available with steel threadguards and plain bearing. Replace PJO with PJH when ordering.

**Wheel: PJO**

Wheel center: Polypropylene, Tread: TENTEprene (thermoplastic rubber), without threadguards, plain bearing

**Wheel: YGO electric conductive, non-marking**

Wheel center: Polypropylene, Tread: TENTEprene (thermoplastic rubber), without threadguards, plain bearing

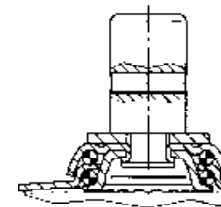
**Fitting: P30**

Castors with bolt hole P30 can be assembled with any standard length screw


80 - 100kg

Institutional Casters Series 2470

Housing made of pressed steel, bright zinc plated, blue passivated, double ball bearing swivel head, wheel axle with nut
Load capacity tested according EN 12530



	Wheel diameter [mm]	Tread width [mm]	Bolt-Ø [mm]	Bolt length [mm]	Offset [mm]	Overall height [mm]	Load capacity [kg]	
Swivel Casters								Order number
	100	32	25.4	45	38	138	80	2470PJO100R05-25.4
	100	32	28	45	38	138	80	2470PJO100R05-28
	100	32	28	45	38	138	80	2470YGO100R05-28
	125	32	25.4	45	41	163	100	2470PJO125R05-25.4
	125	32	28	45	41	163	100	2470PJO125R05-28
	125	32	28	45	41	163	100	2470YGO125R05-28
	150	32	25.4	45	45	188	100	2470PJO150R05-25.4
	150	32	28	45	45	188	100	2470PJO150R05-28
Swivel Casters with total lock								Order number
	100	32	25.4	45	43.5	138	80	2477PJO100R05-25.4
	100	32	28	45	43.5	138	80	2477PJO100R05-28
	100	32	28	45	43.5	138	80	2477YGO100R05-28
	125	32	25.4	45	41	163	100	2477PJO125R05-25.4
	125	32	28	45	41	163	100	2477PJO125R05-28
	125	32	28	45	41	163	100	2477YGO125R05-28
	150	32	25.4	45	36	188	100	2477PJO150R05-25.4
	150	32	28	45	36	188	100	2477PJO150R05-28
Swivel Casters with directional lock								Order number
	100	32	25.4	45	43.5	138	80	2471PJO100R05-25.4
	100	32	28	45	43.5	138	80	2471PJO100R05-28
	100	32	28	45	43.5	138	80	2471YGO100R05-28
	125	32	25.4	45	41	163	100	2471PJO125R05-25.4
	125	32	28	45	41	163	100	2471PJO125R05-28
	125	32	28	45	41	163	100	2471YGO125R05-28
	150	32	25.4	45	36	188	100	2471PJO150R05-25.4
	150	32	28	45	36	188	100	2471PJO150R05-28



Wheel: PJH
Wheel Ø 075, 100 and 125 mm available with steel threadguards and plain bearing. Replace PJO with PJH when ordering.



Wheel: PJO
Wheel center: Polypropylene, Tread: TENTEprene (thermoplastic rubber), without threadguards, plain bearing



Wheel: YGO electric conductive, non-marking
Wheel center: Polypropylene, Tread: TENTEprene (thermoplastic rubber), without threadguards, plain bearing



75 - 100kg

Institutional Casters Series 2470

Housing made of pressed steel, bright zinc plated, blue passivated, double ball bearing swivel head, wheel axle with nut
Load capacity tested according EN 12530



	Wheel diameter [mm]	Tread width [mm]	Expandable fitting-Ø [mm]			Offset [mm]	Overall height [mm]	Load capacity [kg]		Order number
Swivel Casters										
	75	25	19 - 35			24	103	75		2470PJO075R07*
	75	25	19 - 35			24	103	75		2470YGO075R07*
	100	32	19 - 35			38	138	80		2470PJO100R07*
	100	32	19 - 35			38	138	80		2470YGO100R07*
	125	32	19 - 35			41	163	100		2470PJO125R07*
	125	32	19 - 35			41	163	100		2470YGO125R07*
	150	32	19 - 35			45	188	100		2470PJO150R07*
Swivel Casters with total lock										Order number
	75	25	19 - 35			24	103	75		2477PJO075R07*
	75	25	19 - 35			24	103	75		2477YGO075R07*
	100	32	19 - 35			43.5	138	80		2477PJO100R07*
	100	32	19 - 35			43.5	138	80		2477YGO100R07*
	125	32	19 - 35			41	163	100		2477PJO125R07*
	125	32	19 - 35			41	163	100		2477YGO125R07*
	150	32	19 - 35			36	188	100		2477PJO150R07*

* Expandable fittings R07 for round tubes

R 07 Ø 19 - 21,5 mm

R 07 Ø 21,5 - 24 mm

R 07 Ø 24 - 27 mm

R 07 Ø 27 - 30 mm

R 07 Ø 31 - 35 mm

Please indicate required diam. of fitting when ordering, e.g.: R 07 Ø 24 - 27 mm

	Wheel: PJH Wheel Ø 075, 100 and 125 mm available with steel threadguards and plain bearing. Replace PJO with PJH when ordering.
	Wheel: PJO Wheel center: Polypropylene, Tread: TENTEprene (thermoplastic rubber), without threadguards, plain bearing
	Wheel: YGO electric conductive, non-marking Wheel center: Polypropylene, Tread: TENTEprene (thermoplastic rubber), without threadguards, plain bearing

75 - 100kg

Institutional Casters Series 2470

Housing made of pressed steel, bright zinc plated, blue passivated, double ball bearing swivel head, wheel axle with nut
Load capacity tested according EN 12530



	Wheel diameter [mm]	Tread width [mm]	Expandable fitting-Ø [mm]			Offset [mm]	Overall height [mm]	Load capacity [kg]		
Swivel Casters										Order number
	75	25	21,5 - 40			24	103	75		2470PJO075R47*
	75	25	21,5 - 40			24	103	75		2470YGO075R47*
	100	32	21,5 - 40			38	138	80		2470PJO100R47*
	100	32	21,5 - 40			38	138	80		2470YGO100R47*
	125	32	21,5 - 40			41	163	100		2470PJO125R47*
	125	32	21,5 - 40			41	163	100		2470YGO125R47*
	150	32	21,5 - 40			45	188	100		2470PJO150R47*
Swivel Casters with total lock										Order number
	75	25	21,5 - 40			24	103	75		2477PJO075R47*
	75	25	21,5 - 40			24	103	75		2477YGO075R47*
	100	32	21,5 - 40			43.5	138	80		2477PJO100R47*
	100	32	21,5 - 40			43.5	138	80		2477YGO100R47*
	125	32	21,5 - 40			41	163	100		2477PJO125R47*
	125	32	21,5 - 40			41	163	100		2477YGO125R47*
	150	32	21,5 - 40			36	188	100		2477PJO150R47*

*** Expandable fittings R47 for square tubes**

R47 Ø21,5 bis 24 mm

R47 Ø24 bis 27 mm

R47 Ø27 bis 30 mm

R47 Ø32 bis 35 mm

R47 Ø36 bis 40 mm

Please indicate required diam. of fitting when ordering, e.g.: R 07 Ø 24 - 27 mm

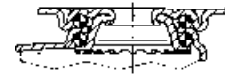
	Wheel: PJH Wheel Ø 075, 100 and 125 mm available with steel threadguards and plain bearing. Replace PJO with PJH when ordering.
	Wheel: PJO Wheel center: Polypropylene, Tread: TENTEprene (thermoplastic rubber), without threadguards, plain bearing
	Wheel: YGO electric conductive, non-marking Wheel center: Polypropylene, Tread: TENTEprene (thermoplastic rubber), without threadguards, plain bearing



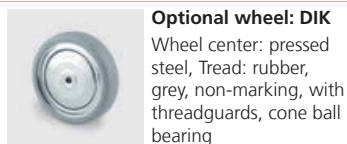
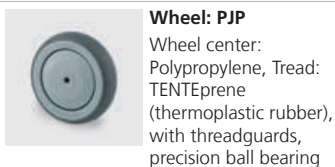
75 - 100kg

Institutional Casters Series 2470

Housing made of pressed steel, bright zinc plated, blue passivated, double ball bearing swivel head, wheel axle with nut
 Drawings of plate fittings see page 42 - 43
 Load capacity tested according EN 12530



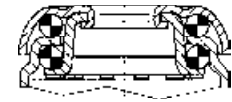
	Wheel diameter [mm]	Tread width [mm]	Plate size [mm]	Plate hole centers [mm]	Plate hole [mm]	Offset [mm]	Overall height [mm]	Load capacity [kg]		Order number
Swivel Casters										
	75	25	60 x 60	48/38 x 48/38	6,3	24	100	75		2470PJP075P40
	100	32	95 x 70	52/44.45 x 76/72	11	38	135	100		2470PJP100P52
	125	32	95 x 70	52/44.45 x 76/72	11	41	160	100		2470PJP125P52
	150	32	95 x 70	52/44.45 x 76/72	11	45	185	100		2470PJP150P52
Rigid Casters										Order number
	75	25	67 x 60	48/40 x 48/40	6,3		100	75		2478PJP075P60
	100	32	95 x 70	52/44.45 x 76/72	11		135	100		2478PJP100P52
	125	32	95 x 70	52/44.45 x 76/72	11		160	100		2478PJP125P52
	150	32	95 x 70	52/44.45 x 76/72	11		185	100		2478PJP150P52
Swivel Casters with total lock										Order number
	75	25	60 x 60	48/38 x 48/38	6,3	24	100	75		2477PJP075P40
	100	32	95 x 70	52/44.45 x 76/72	101	43.5	135	100		2477PJP100P52
	125	32	95 x 70	52/44.45 x 76/72	11	41	160	100		2477PJP125P52
	150	32	95 x 70	52/44.45 x 76/72	11	36	185	100		2477PJP150P52
Swivel Casters with directional lock										Order number
	100	32	95 x 70	52/44.45 x 76/72	11	43.5	135	100		2471PJP100P52
	125	32	95 x 70	52/44.45 x 76/72	11	41	160	100		2471PJP125P52
	150	32	95 x 70	52/44.45 x 76/72	11	36	185	100		2471PJP150P52



75 - 100kg

Institutional Casters Series 2470

Housing made of pressed steel, bright zinc plated, blue passivated, double ball bearing swivel head, wheel axle with nut
Load capacity tested according EN 12530



	Wheel diameter [mm]	Tread width [mm]	Center hole [mm]			Offset [mm]	Overall height [mm]	Load capacity [kg]		Order number
Swivel Casters										
	75	25	11			24	100	75		2470PJP075P30-11
	100	32	11			38	135	100		2470PJP100P30-11
	100	32	13			38	135	100		2470PJP100P30-13
	125	32	11			41	160	100		2470PJP125P30-11
	125	32	13			41	160	100		2470PJP125P30-13
	150	32	11			45	185	100		2470PJP150P30-11
	150	32	13			45	185	100		2470PJP150P30-13
Swivel Casters with total lock										Order number
	75	25	11			24	100	75		2477PJP075P30-11
	100	32	11			43.5	135	100		2477PJP100P30-11
	100	32	13			43.5	135	100		2477PJP100P30-13
	125	32	11			41	160	100		2477PJP125P30-11
	125	32	13			41	160	100		2477PJP125P30-13
	150	32	11			36	185	80		2477PIP150P30-11
	150	32	11			36	185	100		2477PJP150P30-11
	150	32	13			36	185	100		2477PJP150P30-13

Castors with bolt hole P30 can be assembled with standard screws of any length.

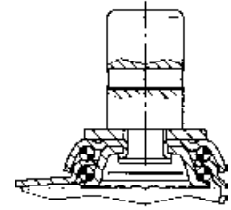
	Optional wheel: DIK Wheel center: pressed steel, Tread: rubber, grey, non-marking, with threadguards, cone ball bearing		Optional wheel: DYK electric conductive and according to ESD Wheel center: pressed steel, Tread: rubber tire, black, non-staining, with threadguards, cone ball bearing		Wheel: PJP Wheel center: Polypropylene, Tread: TENTEprene (thermoplastic rubber), with threadguards, precision ball bearing
--	---	--	---	--	---



100kg

Institutional Casters Series 2470

Housing made of pressed steel, bright zinc plated, blue passivated, double ball bearing swivel head, wheel axle with nut
Load capacity tested according EN 12530



	Wheel diameter [mm]	Tread width [mm]	Bolt-Ø [mm]	Bolt length [mm]	Offset [mm]	Overall height [mm]	Load capacity [kg]		Order number
Swivel Casters									
	100	32	25.4	45	38	138	100		2470PJP100R05-25.4
	100	32	28	45	38	138	100		2470PJP100R05-28
	125	32	25.4	45	41	163	100		2470PJP125R05-25.4
	125	32	28	45	41	163	100		2470PJP125R05-28
	150	32	25.4	45	45	188	100		2470PJP150R05-25.4
	150	32	28	45	45	188	100		2470PJP150R05-28
Swivel Casters with total lock									
	100	32	25.4	45	43.5	138	100		2477PJP100R05-25.4
	100	32	28	45	43.5	138	100		2477PJP100R05-28
	125	32	25.4	45	41	163	100		2477PJP125R05-25.4
	125	32	28	45	41	163	100		2477PJP125R05-28
	150	32	25.4	45	36	188	100		2477PJP150R05-25.4
	150	32	28	45	36	188	100		2477PJP150R05-28
Swivel Casters with directional lock									
	100	32	25.4	45	43.5	138	100		2471PJP100R05-25.4
	100	32	28	45	43.5	138	100		2471PJP100R05-28
	125	32	25.4	45	41	163	100		2471PJP125R05-25.4
	125	32	28	45	41	163	100		2471PJP125R05-28
	150	32	25.4	45	36	188	100		2471PJP150R05-25.4
	150	32	28	45	36	188	100		2471PJP150R05-28



Optional wheel: DIK
Wheel center: pressed steel, Tread: rubber, grey, non-marking, with threadguards, cone ball bearing



Optional wheel: DYK electric conductive and according to ESD
Wheel center: pressed steel, Tread: rubber tire, black, non-staining, with threadguards, cone ball bearing



Wheel: PJP
Wheel center: Polypropylene, Tread: TENTEprene (thermoplastic rubber), with threadguards, precision ball bearing

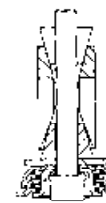


Fitting Options
Also available with R05-25.4 and R05-22mm solid stems. Matching adapters can be found on page 192.

75 - 100kg

Institutional Casters Series 2470

Housing made of pressed steel, bright zinc plated, blue passivated, double ball bearing swivel head, wheel axle with nut
Load capacity tested according EN 12530



	Wheel diameter [mm]	Tread width [mm]	Expandable fitting-Ø [mm]			Offset [mm]	Overall height [mm]	Load capacity [kg]		
Swivel Casters									Order number	
	75	25	19 - 35			24	103	75	2470PJP075R07*	
	100	32	19 - 35			38	138	100	2470PJP100R07*	
	125	32	19 - 35			41	163	100	2470PJP125R07*	
	150	32	19 - 35			45	188	100	2470PJP150R07*	
Swivel Casters with total lock									Order number	
	75	25	19 - 35			24	103	75	2477PJP075R07*	
	100	32	19 - 35			43.5	138	100	2477PJP100R07*	
	125	32	19 - 35			41	163	100	2477PJP125R07*	
	150	32	19 - 35			36	188	100	2477PJP150R07*	

*** Expandable fittings R07 for round tubes**

R 07 Ø 19 - 21,5 mm

R 07 Ø 21,5 - 24 mm

R 07 Ø 24 - 27 mm

R 07 Ø 27 - 30 mm

R 07 Ø 31 - 35 mm

Please indicate required diam. of fitting when ordering, e.g.: R 07 Ø 24 - 27 mm

	Optional wheel: DIK Wheel center: pressed steel, Tread: rubber, grey, non-marking, with threadguards, cone ball bearing		Optional wheel: DYK electric conductive and according to ESD Wheel center: pressed steel, Tread: rubber tire, black, non-staining, with threadguards, cone ball bearing		Wheel: PJP Wheel center: Polypropylene, Tread: TENTEprene (thermoplastic rubber), with threadguards, precision ball bearing
--	---	--	---	--	---



75 - 100kg

Institutional Casters Series 2470

Housing made of pressed steel, bright zinc plated, blue passivated, double ball bearing swivel head, wheel axle with nut
Load capacity tested according EN 12530



	Wheel diameter [mm]	Tread width [mm]	Expandable fitting-Ø [mm]			Offset [mm]	Overall height [mm]	Load capacity [kg]		Order number
Swivel Casters										
	75	25	21,5 - 40			24	103	75		2470PJP075R47*
	100	32	21,5 - 40			38	138	100		2470PJP100R47*
	125	32	21,5 - 40			41	163	100		2470PJP125R47*
	150	32	21,5 - 40			45	188	100		2470PJP150R47*
Swivel Casters with total lock										Order number
	75	25	21,5 - 40			24	103	75		2477PJP075R47*
	100	32	21,5 - 40			43,5	138	100		2477PJP100R47*
	125	32	21,5 - 40			41	163	100		2477PJP125R47*
	150	32	21,5 - 40			36	188	100		2477PJP150R47*

* Expandable fittings R47 for square tubes

R47 Ø21,5 bis 24 mm

R47 Ø24 bis 27 mm

R47 Ø27 bis 30 mm

R47 Ø32 bis 35 mm

R47 Ø36 bis 40 mm

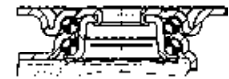
Please indicate required diam. of fitting when ordering, e.g.: R 07 Ø 24 - 27 mm

	Optional wheel: DIK Wheel center: pressed steel, Tread: rubber tire, black, non-staining, with threadguards, cone ball bearing		Optional wheel: DYK electric conductive and according to ESD Wheel center: Polypropylene, Tread: TENTEprene (thermoplastic rubber), with threadguards, precision ball bearing		Wheel: PJP Wheel center: pressed steel, Tread: rubber, grey, non-marking, with threadguards, cone ball bearing
--	--	--	---	--	--

100kg

Institutional Casters Series 2470

Housing made of pressed steel, bright zinc plated, blue passivated, double ball bearing swivel head, wheel axle with nut
 Drawings of plate fittings see page 42 - 43
 Load capacity tested according EN 12530



	Wheel diameter [mm]	Tread width [mm]	Plate size [mm]	Plate hole centers [mm]	Plate hole [mm]	Offset [mm]	Overall height [mm]	Load capacity [kg]	Order number
Swivel Casters									
	100	32	95 x 70	52/44.45 x 76/72	11	38	135	100	2470UAP100P52
	125	32	95 x 70	52/44.45 x 76/72	11	41	160	100	2470UAP125P52
	150	32	95 x 70	52/44.45 x 76/72	11	45	185	100	2470UAP150P52

	Wheel diameter [mm]	Tread width [mm]	Plate size [mm]	Plate hole centers [mm]	Plate hole [mm]	Offset [mm]	Overall height [mm]	Load capacity [kg]	Order number
Rigid Casters									
	100	32	95 x 70	52/44.45 x 76/72	11		135	100	2478UAP100P52
	125	32	95 x 70	52/44.45 x 76/72	11		160	100	2478UAP125P52
	150	32	95 x 70	52/44.45 x 76/72	11		185	100	2478UAP150P52

	Wheel diameter [mm]	Tread width [mm]	Plate size [mm]	Plate hole centers [mm]	Plate hole [mm]	Offset [mm]	Overall height [mm]	Load capacity [kg]	Order number
Swivel Casters with total lock									
	100	32	95 x 70	52/44.45 x 76/72	11	43.5	135	100	2477UAP100P52
	125	32	95 x 70	52/44.45 x 76/72	11	41	160	100	2477UAP125P52
	150	32	95 x 70	52/44.45 x 76/72	11	36	185	100	2477UAP150P52

	Wheel diameter [mm]	Tread width [mm]	Plate size [mm]	Plate hole centers [mm]	Plate hole [mm]	Offset [mm]	Overall height [mm]	Load capacity [kg]	Order number
Swivel Casters with directional lock									
	100	32	95 x 70	52/44.45 x 76/72	11	43.5	135	100	2471UAP100P52
	125	32	95 x 70	52/44.45 x 76/72	11	41	160	100	2471UAP125P52
	150	32	95 x 70	52/44.45 x 76/72	11	36	185	100	2471UAP150P52

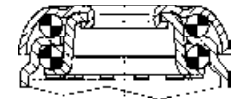
<p>Wheel: UAP Wheel center: Polyamide, Tread: Polyurethane, with threadguards, precision ball bearing</p>	<p>Wheel: XSP electric conductive, non-marking Also available with XSP wheel: Wheel center: Polyamide, Tread: Polyurethane, with threadguards, precision ball bearing</p>
---	---



100kg

Institutional Casters Series 2470

Housing made of pressed steel, bright zinc plated, blue passivated, double ball bearing swivel head, wheel axle with nut
Load capacity tested according EN 12530



	Wheel diameter [mm]	Tread width [mm]	Center hole [mm]			Offset [mm]	Overall height [mm]	Load capacity [kg]		Order number
Swivel Casters										
	100	32	11			38	135	100		2470UAP100P30-11
	100	32	13			38	135	100		2470UAP100P30-13
	100	32	11			38	135	100		2470XSP100P30-11
	100	32	13			38	135	100		2470XSP100P30-13
	125	32	11			41	160	100		2470UAP125P30-11
	125	32	13			41	160	100		2470UAP125P30-13
	125	32	11			41	160	100		2470XSP125P30-11
	125	32	13			41	160	100		2470XSP125P30-13
	150	32	11			45	185	100		2470UAP150P30-11
	150	32	13			45	185	100		2470UAP150P30-13
	150	32	11			45	185	100		2470XSP150P30-11
	150	32	13			45	185	100		2470XSP150P30-13
Swivel Casters with total lock										Order number
	100	32	11			43.5	135	100		2477UAP100P30-11
	100	32	13			43.5	135	100		2477UAP100P30-13
	100	32	11			43.5	135	100		2477XSP100P30-11
	100	32	13			43.5	135	100		2477XSP100P30-13
	125	32	11			41	160	100		2477UAP125P30-11
	125	32	13			41	160	100		2477UAP125P30-13
	125	32	11			41	160	100		2477XSP125P30-11
	125	32	13			41	160	100		2477XSP125P30-13
	150	32	11			36	185	100		2477UAP150P30-11
	150	32	13			36	185	100		2477UAP150P30-13
	150	32	11			36	185	100		2477XSP150P30-11
	150	32	13			36	185	100		2477XSP150P30-13

**Wheel: UAP**

Wheel center: Polyamide, Tread: Polyurethane, with threadguards, precision ball bearing

**Wheel: XSP electric conductive, non-marking**

Wheel center: Polyamide, Tread: Polyurethane, with threadguards, precision ball bearing

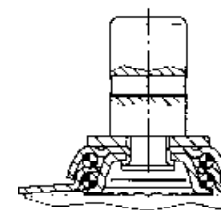
**Simple assembly**

Castors can be mounted with standard screws; various length screws can be used.

100kg

Institutional Casters Series 2470

Housing made of pressed steel, bright zinc plated, blue passivated, double ball bearing swivel head, wheel axle with nut
Load capacity tested according EN 12530



	Wheel diameter [mm]	Tread width [mm]	Bolt-Ø [mm]	Bolt length [mm]	Offset [mm]	Overall height [mm]	Load capacity [kg]	
Swivel Casters								Order number
	100	32	28	45	38	138	100	2470UAP100R05-28
	100	32	28	45	38	138	100	2470XSP100R05-28
	125	32	28	45	41	163	100	2470UAP125R05-28
	125	32	28	45	41	163	100	2470XSP125R05-28
	150	32	28	45	45	188	100	2470UAP150R05-28
	150	32	28	45	45	188	100	2470XSP150R05-28
	100	32	25.4	45	38	138	100	2470UAP100R05-25.4
	125	32	25.4	45	41	163	100	2470UAP125R05-25.4
150	32	25.4	45	45	188	100	2470UAP150R05-25.4	
Swivel Casters with total lock								Order number
	100	32	28	45	43.5	138	100	2477UAP100R05-28
	100	32	28	45	43.5	138	100	2477XSP100R05-28
	125	32	28	45	41	163	100	2477UAP125R05-28
	125	32	28	45	41	163	100	2477XSP125R05-28
	150	32	28	45	36	188	100	2477UAP150R05-28
	150	32	28	45	36	188	100	2477XSP150R05-28
	100	32	25.4	45	43.5	138	100	2477UAP100R05-25.4
	125	32	25.4	45	41	163	100	2477UAP125R05-25.4
150	32	25.4	45	36	188	100	2477UAP150R05-25.4	
Swivel Casters with directional lock								Order number
	100	32	28	45	43.5	138	100	2471UAP100R05-28
	100	32	28	45	43.5	138	100	2471XSP100R05-28
	125	32	28	45	41	163	100	2471UAP125R05-28
	125	32	28	45	41	163	100	2471XSP125R05-28
	150	32	28	45	36	188	100	2471UAP150R05-28
	150	32	28	45	36	188	100	2471XSP150R05-28
	100	32	25.4	45	43.5	138	100	2471UAP100R05-25.4
	125	32	25.4	45	41	163	100	2471UAP125R05-25.4
150	32	25.4	45	36	188	100	2471UAP150R05-25.4	

 <p>Wheel: UAP Wheel center: Polyamide, Tread: Polyurethane, with threadguards, precision ball bearing</p>	 <p>Wheel: XSP electric conductive, non-marking Wheel center: Polyamide, Tread: Polyurethane, with threadguards, precision ball bearing</p>	 <p>Accessories Matching adapters can be found on page 192.</p>	 <p>Fitting Options All versions are available with R05-22 or R05-25.4 mm solid stem.</p>
--	---	---	---



100kg

Institutional Casters Series 2470

Housing made of pressed steel, bright zinc plated, blue passivated, double ball bearing swivel head, wheel axle with nut
Load capacity tested according EN 12530



	Wheel diameter [mm]	Tread width [mm]	Expandable fitting-Ø [mm]			Offset [mm]	Overall height [mm]	Load capacity [kg]		Order number
Swivel Casters										
	100	32	19 - 35			38	138	100		2470UAP100R07*
	100	32	19 - 35			38	138	100		2470XSP100R07*
	125	32	19 - 35			41	163	100		2470UAP125R07*
	125	32	19 - 35			41	163	100		2470XSP125R07*
	150	32	19 - 35			45	188	100		2470UAP150R07*
	150	32	19 - 35			45	188	100		2470XSP150R07*
Swivel Casters with total lock										Order number
	100	32	19 - 35			43.5	138	100		2477UAP100R07*
	100	32	19 - 35			43.5	138	100		2477XSP100R07*
	125	32	19 - 35			41	163	100		2477UAP125R07*
	125	32	19 - 35			41	163	100		2477XSP125R07*
	150	32	19 - 35			36	188	100		2477UAP150R07*
	150	32	19 - 35			36	188	100		2477XSP150R07*

* Expandable fittings R07 for round tubes

R 07 Ø 19 - 21,5 mm

R 07 Ø 21,5 - 24 mm

R 07 Ø 24 - 27 mm

R 07 Ø 27 - 30 mm

R 07 Ø 31 - 35 mm

Please indicate required diam. of fitting when ordering, e.g.: R 07 Ø 24 - 27 mm



100kg

Institutional Casters Series 2470

Housing made of pressed steel, bright zinc plated, blue passivated, double ball bearing swivel head, wheel axle with nut
Load capacity tested according EN 12530



	Wheel diameter [mm]	Tread width [mm]	Expandable fitting-Ø [mm]			Offset [mm]	Overall height [mm]	Load capacity [kg]		
Swivel Casters									Order number	
	100	32	21,5 - 40			38	138	100	2470UAP100R47*	
	100	32	21,5 - 40			38	138	100	2470XSP100R47*	
	125	32	21,5 - 40			41	163	100	2470UAP125R47*	
	125	32	21,5 - 40			41	163	100	2470XSP125R47*	
	150	32	21,5 - 40			45	188	100	2470UAP150R47*	
	150	32	21,5 - 40			45	188	100	2470XSP150R47*	
Swivel Casters with total lock									Order number	
	100	32	21,5 - 40			43.5	138	100	2477UAP100R47*	
	100	32	21,5 - 40			43.5	138	100	2477XSP100R47*	
	125	32	21,5 - 40			41	163	100	2477UAP125R47*	
	125	32	21,5 - 40			41	163	100	2477XSP125R47*	
	150	32	21,5 - 40			36	188	100	2477UAP150R47*	
	150	32	21,5 - 40			36	188	100	2477XSP150R47*	

* Expandable fittings R47 for square tubes

R47 Ø21,5 to 24 mm

R47 Ø24 to 27 mm

R47 Ø27 to 30 mm

R47 Ø32 to 35 mm

R47 Ø36 to 40 mm

Please indicate required diam. of fitting when ordering, e.g.: R 07 Ø 24 - 27 mm

	Wheel: UAP Wheel center: Polyamide, Tread: Polyurethane, with threadguards, precision ball bearing		Wheel: XSP electric conductive, non-marking Wheel center: Polyamide, Tread: Polyurethane, with threadguards, precision ball bearing
--	--	--	---




100 - 150kg

Institutional Casters Series 2440

Swivel caster, housing made of pressed steel, bright zinc plated, blue passivated, covered precision swivel bearing, hardened balls and tracks, bearing sleeve welded to fork, wheel axle with nut, solid plug fitting.

Load capacity tested according EN 12530

Swivel Casters	Wheel diameter [mm]	Tread width [mm]	Bolt-Ø [mm]	Bolt length [mm]	Offset [mm]	Overall height [mm]	Load capacity [kg]	Order number
	200	32	28	45	62	240	100	2440DIP200R05-28
	200	32	28	45	62	240	100	2440DYP200R05-28
	200	32	28	45	62	240	100	2440JJP200R05-28
	125	32	25.4	45	43	170	150	2440UAP125R05-25.4
	125	32	28	45	43	170	150	2440UAP125R05-28
	125	32	32	50	43	170	150	2440UAP125R05-32
	150	32	25.4	45	50	193	150	2440UAP150R05-25.4
	150	32	28	45	50	193	150	2440UAP150R05-28
	150	32	32	50	50	193	150	2440UAP150R05-32
	200	32	25.4	45	62	240	150	2440UAP200R05-25.4
	200	32	28	45	62	240	150	2440UAP200R05-28
	200	32	32	50	62	240	150	2440UAP200R05-32
	200	32	28	45	62	240	150	2440UAX200R05-28
	125	32	32	50	43	170	150	2440XSX125R05
	125	32	25.4	45	43	170	150	2440XSX125R05-25.4
	125	32	28	45	43	170	150	2440XSX125R05-28
	150	32	25.4	45	50	193	150	2440XSX150R05-25.4
	150	32	28	45	50	193	150	2440XSX150R05-28
	150	32	32	50	50	193	150	2440XSX150R36-32S
	200	32	25.4	45	62	240	150	2440XSX200R05-25.4
	200	32	28	45	62	240	150	2440XSX200R05-28
	200	32	32	50	62	240	150	2440XSX200R36-32S

Wheel options: Also available with DIP, DYP or PJP Wheels

















	<p>Wheel: PJP Wheel center made of Polypropylene, Tread: TENTEprene (thermoplastic rubber), grey non-marking, precision ball bearing, with threadguards</p>		<p>Wheel: UAP Wheel center: Polyamide, Tread: Polyurethane, with threadguards, precision ball bearing</p>		<p>Wheel: UAX Wheel center made of Polyamide, Tread: Polyurethane, with threadguards, precision ball bearing, sealed</p>		<p>Wheel: XSX Wheel center made of Polyamide, electric conductive, Tread made of injected Polyurethane, with threadguards, precision ball bearing, sealed.</p>
---	--	---	--	---	---	---	---

100 - 150kg

Institutional Casters Series 2440

Swivel caster, housing made of pressed steel, bright zinc plated, blue passivated, covered precision swivel bearing, hardened balls and tracks, bearing sleeve welded to fork, wheel axle with nut, solid plug fitting.

Load capacity tested according EN 12530

Swivel Casters with total lock		Wheel diameter [mm]	Tread width [mm]	Bolt-Ø [mm]	Bolt length [mm]	Offset [mm]	Overall height [mm]	Load capacity [kg]	Order number
		200	32	28	45	62	240	100	2447DIP200R05-28
		200	32	28	45	62	240	100	2447DYP200R05-28
		125	32	25.4	45	43	170	150	2447UAP125R05-25.4
		125	32	28	45	43	170	150	2447UAP125R05-28
		150	32	25.4	45	50	193	150	2447UAP150R05-25.4
		150	32	28	45	50	193	150	2447UAP150R05-28
		200	32	25.4	45	62	240	150	2447UAP200R05-25.4
		200	32	28	45	62	240	150	2447UAP200R05-28
		200	32	28	45	62	240	150	2447UAX200R05-28
		125	32	25.4	45	43	170	150	2447XSX125R05-25.4
		125	32	28	45	43	170	150	2447XSX125R05-28
		150	32	25.4	45	50	193	150	2447XSX150R05-25.4
		150	32	28	45	50	193	150	2447XSX150R05-28
		200	32	25.4	45	62	240	150	2447XSX200R05-25.4
	200	32	28	45	62	240	150	2447XSX200R05-28	

Wheel options: Also available with DIP, DYP or PJP Wheels

 <p>Wheel: PJP Wheel center made of Polypropylene, Tread: TENTEprene (thermoplastic rubber), grey non-marking, precision ball bearing, with threadguards</p>	 <p>Wheel: UAP Wheel center: Polyamide, Tread: Polyurethane, with threadguards, precision ball bearing</p>	 <p>Wheel: UAX Wheel center made of Polyamide, Tread: Polyurethane, with threadguards, precision ball bearing, sealed</p>	 <p>Wheel: XSX Wheel center made of Polyamide, electric conductive, Tread made of injected Polyurethane, with threadguards, precision ball bearing, sealed.</p>
--	--	---	---




100 - 150kg

Institutional Casters Series 2440

Swivel caster, housing made of pressed steel, bright zinc plated, blue passivated, covered precision swivel bearing, hardened balls and tracks, bearing sleeve welded to fork, wheel axle with nut, solid stem fitting.

Load capacity tested according EN 12530

Swivel Casters with directional lock	Wheel diameter [mm]	Tread width [mm]	Bolt-Ø [mm]	Bolt length [mm]	Offset [mm]	Overall height [mm]	Load capacity [kg]	Order number
	200	32	28	45	62	240	100	2441DIP200R05-28 Kickstop
	200	32	28	45	62	240	100	2441DYP200R05-28 Kickstop
	150	32	25.4	45	50	193	150	2441UAP150R05-25.4 Kickstop
	150	32	28	45	50	193	150	2441UAP150R05-28 Kickstop
	200	32	25.4	45	62	240	150	2441UAP200R05-25.4 Kickstop
	200	32	28	45	62	240	150	2441UAP200R05-28 Kickstop
	150	32	25.4	45	50	193	150	2441XSX150R05-25.4 Kickstop
	150	32	28	45	50	193	150	2441XSX150R05-28 Kickstop
	200	32	28	45	62	240	150	2441XSX200R05-28 Kickstop
	200	32	25.4	45	62	240	150	2441XSX200R05-25.4 Kickstop

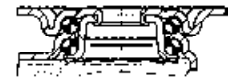
Wheel options: Also available with DIP or DYP wheels.

	<p>Wheel: PJP Wheel center made of Polypropylene, Tread: TENTEprene (thermoplastic rubber), grey non-marking, precision ball bearing, with threadguards</p>		<p>Wheel: UAP Wheel center: Polyamide, Tread: Polyurethane, with threadguards, precision ball bearing</p>		<p>Wheel: UAX Wheel center made of Polyamide, Tread: Polyurethane, with threadguards, precision ball bearing, sealed</p>		<p>Wheel: XSX Wheel center made of Polyamide, electric conductive, Tread made of injected Polyurethane, with threadguards, precision ball bearing, sealed.</p>
---	--	---	--	---	---	---	---

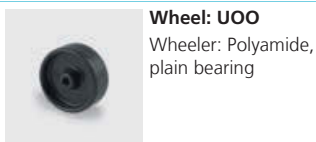
70kg

Twin Wheel Casters Series 2970

Housing made of pressed steel, bright zinc plated, blue passivated, double ball bearing swivel head, wheel axle with nut
 Drawings of plate fittings see page 42 - 43
 Load capacity tested according EN 12530



	Wheel diameter [mm]	Tread width [mm]	Plate size [mm]	Plate hole centers [mm]	Plate hole [mm]	Offset [mm]	Overall height [mm]	Load capacity [kg]	Order number
Swivel Casters									
	50	20	60 x 60	48/38 x 48/38	6,3	25	69	70	2970UOO050P40
Swivel Casters with wheel brake									
	50	20	60 x 60	48/38 x 48/38	6,3	25	69	70	2975UOO050P40
Swivel Casters									
	50	20	60 x 60	48/38 x 48/38	6,3	25	69	70	2970UAK050P40
Swivel Casters with wheel brake									
	50	20	60 x 60	48/38 x 48/38	6,3	25	69	70	2975UAK050P40



Wheel: UOO
 Wheeler: Polyamide, plain bearing



Wheel: UAK
 Wheel center: Polyamide, Tread: Polyurethane, with threadguards, cone ball bearing



70kg

Twin Wheel Casters Series 2970

Housing made of pressed steel, bright zinc plated, blue passivated, double ball bearing swivel head, wheel axle with nut
Load capacity tested according EN 12530



	Wheel diameter [mm]	Tread width [mm]	Center hole [mm]			Offset [mm]	Overall height [mm]	Load capacity [kg]		Order number
Swivel Casters										
	50	20	11			25	69	70		2970UOO050P30-11

	Wheel diameter [mm]	Tread width [mm]	Center hole [mm]			Offset [mm]	Overall height [mm]	Load capacity [kg]		Order number
Swivel Casters with wheel brake										
	50	20	11			25	69	70		2975UOO050P30-11

	Wheel diameter [mm]	Tread width [mm]	Center hole [mm]			Offset [mm]	Overall height [mm]	Load capacity [kg]		Order number
Swivel Casters										
	50	20	11			25	69	70		2970UAK050P30-11

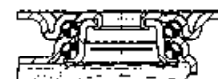
	Wheel diameter [mm]	Tread width [mm]	Center hole [mm]			Offset [mm]	Overall height [mm]	Load capacity [kg]		Order number
Swivel Casters with wheel brake										
	50	20	11			25	69	70		2975UAK050P30-11

<p>Wheel: UOO Wheeler: Polyamide, plain bearing</p>	<p>Wheel: UAK Wheel center: Polyamide, Tread: Polyurethane, with threadguards, cone ball bearing</p>
--	---

60 - 100kg

Twin Wheel Casters Series 2970

Housing made of pressed steel, bright zinc plated, blue passivated, double ball bearing swivel head, wheel axle with nut
Load capacity tested according EN 12530



	Wheel diameter [mm]	Tread width [mm]				Offset [mm]	Overall height [mm]	Load capacity [kg]		Order number
Swivel Casters										
	50	19				25	69	60		2970DIK050P40
	50	19				25	69	60		2970DYK050P40
	75	25				31.4	102	100		2970DIK075P50
	75	25				31.4	102	100		2970DYK075P50
Swivel Casters with total lock										Order number
	75	25				31.4	102	100		2977DIK075P50
	75	25				31.4	102	100		2977DYK075P50
Swivel Casters with wheel brake										Order number
	50	19				25	69	60		2975DIK050P40
	50	19				25	69	60		2975DYK050P40



Wheel: DIK
Wheel center: pressed steel, Tread: rubber, grey, non-marking, with threadguards, cone ball bearing



Wheel: DYK electric conductive and according to ESD
Wheel center: pressed steel, Tread: rubber, black, non-staining, with threadguards, cone ball bearing



60 - 100kg

Twin Wheel Casters Series 2970

Housing made of pressed steel, bright zinc plated, blue passivated, double ball bearing swivel head, wheel axle with nut
Load capacity tested according EN 12530



	Wheel diameter [mm]	Tread width [mm]	Center hole [mm]			Offset [mm]	Overall height [mm]	Load capacity [kg]		Order number
Swivel Casters										
	50	19	11			25	69	60		2970DIK050P30-11
	50	19	11			25	69	60		2970DYK050P30-11
	75	25	10			31.4	99	100		2970DIK075P30-10
	75	25	10			31.4	99	100		2970DYK075P30-10
Swivel Casters with total lock										Order number
	75	25	10			31.4	99	100		2977DIK075P30-10
	75	25	10			31.4	99	100		2977DYK075P30-10
Swivel Casters with wheel brake										Order number
	50	19	11			25	69	60		2975DIK050P30-11
	50	19	11			25	69	60		2975DYK050P30-11

**Wheel: DIK**

Wheel center: pressed steel, Tread: rubber, grey, non-marking, with threadguards, cone ball bearing

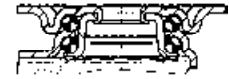
**Wheel: DYK electric conductive and according to ESD**

Wheel center: pressed steel, Tread: rubber, black, non-staining, with threadguards, cone ball bearing

70kg

Twin Wheel Casters Series 2970

Housing made of pressed steel, bright zinc plated, blue passivated, double ball bearing swivel head, wheel axle with nut
 Drawings of plate fittings see page 42 - 43
 Load capacity tested according EN 12530



Swivel Casters	Wheel diameter [mm]	Tread width [mm]	Plate size [mm]	Plate hole centers [mm]	Plate hole [mm]	Offset [mm]	Overall height [mm]	Load capacity [kg]	Order number
	50	19	60 x 60	48/38 x 48/38	6,3	25	69	70	2970PJO050P40
	50	19	60 x 60	48/38 x 48/38	6,3	25	69	70	2970YGO050P40



Swivel Casters with wheel brake	Wheel diameter [mm]	Tread width [mm]	Plate size [mm]	Plate hole centers [mm]	Plate hole [mm]	Offset [mm]	Overall height [mm]	Load capacity [kg]	Order number
	50	19	60 x 60	48/38 x 48/38	6,3	25	69	70	2975PJO050P40
	50	19	60 x 60	48/38 x 48/38	6,3	25	69	70	2975YGO050P40




Wheel: PJO
 Wheel center: Polypropylene, Tread: TENTEprene (thermoplastic rubber), without threadguards, plain bearing



Wheel: YGO electric conductive, non-marking
 Wheel center: Polypropylene, Tread: TENTEprene (thermoplastic rubber), without threadguards, plain bearing



70 - 100kg

Twin Wheel Casters Series 2970

Housing made of pressed steel, bright zinc plated, blue passivated, double ball bearing swivel head, wheel axle with nut
Load capacity tested according EN 12530



	Wheel diameter [mm]	Tread width [mm]	Center hole [mm]			Offset [mm]	Overall height [mm]	Load capacity [kg]		Order number
Swivel Casters										
	50	19	11			25	69	70		2970PJO050P30-11
	50	19	11			25	69	70		2970YGO050P30-11
	75	25	10			31.4	99	100		2970PJO075P30-10
	75	25	10			31.4	99	100		2970YGO075P30-10
Swivel Casters with total lock										Order number
	75	25	10			31.4	99	100		2977PJO075P30-10
	75	25	10			31.4	99	100		2977YGO075P30-10
Swivel Casters with wheel brake										Order number
	50	19	11			25	69	70		2975PJO050P30-11
	50	19	11			25	69	70		2975YGO050P30-11



Wheel: PJO
Wheel center: Polypropylene, Tread: TENTEprene (thermoplastic rubber), without threadguards, plain bearing

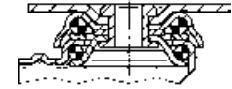


Wheel: YGO electric conductive, non-marking
Wheel center: Polypropylene, Tread: TENTEprene (thermoplastic rubber), without threadguards, plain bearing

100kg

Twin Wheel Casters Series 2970

Housing made of pressed steel, bright zinc plated, blue passivated, double ball bearing swivel head, wheel axle with nut
 Drawings of plate fittings see page 42 - 43
 Load capacity tested according EN 12530



	Wheel diameter [mm]	Tread width [mm]	Plate size [mm]	Plate hole centers [mm]	Plate hole [mm]	Offset [mm]	Overall height [mm]	Load capacity [kg]		
Swivel Casters									Order number	
	75	25	77 x 67	61,5/56 x 51,5/46,5	8,5	31.4	102	100	2970PJP075P50	
Swivel Casters with total lock									Order number	
	75	25	77 x 67	61,5/56 x 51,5/46,5	8,5	31.4	102	100	2977PJP075P50	



Wheel: PJP
 Wheel center:
 Polypropylene, Tread:
 TENTEprene
 (thermoplastic rubber),
 with threadguards,
 precision ball bearing






100kg Twin Wheel Casters Series 2970

Housing made of pressed steel, bright zinc plated, blue passivated, double ball bearing swivel head, wheel axle with nut
Load capacity tested according EN 12530




Swivel Casters										Order number
	75	25	10			31.4	99	100		2970PJP075P30-10



Swivel Casters with total lock										Order number
	75	25	10			31.4	99	100		2977PJP075P30-10





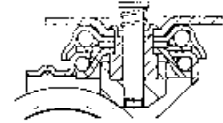
Wheel: PJP

Wheel center:
Polypropylene, Tread:
TENTEprene
(thermoplastic rubber),
with threadguards,
precision ball bearing

100kg

Casters for Inflight Trolleys Series 2976

Housing made of pressed steel, bright zinc plated, blue passivated, double ball bearing swivel head, wheel axle with nut
 Drawings of plate fittings see page 42 - 43
 Load capacity tested according EN 12530



Swivel Casters with central-, total lock



Wheel diameter [mm]	Tread width [mm]	Plate size [mm]	Plate hole centers [mm]	Plate hole [mm]	Offset [mm]	Overall height [mm]	Load capacity [kg]	Order number
75	25	70 x 55	57/51 x 41	5,5	28	103	100	2976PJH075P54

Swivel Casters with central-, total lock



Wheel diameter [mm]	Tread width [mm]	Plate size [mm]	Plate hole centers [mm]	Plate hole [mm]	Offset [mm]	Overall height [mm]	Load capacity [kg]	Order number
75	25	70 x 55	57/51 x 41	5,5	28	103	100	2976PJE075P54

Swivel Casters with central-, total lock



Wheel diameter [mm]	Tread width [mm]	Plate size [mm]	Plate hole centers [mm]	Plate hole [mm]	Offset [mm]	Overall height [mm]	Load capacity [kg]	Order number
75	25	70 x 55	57/51 x 41	5,5	28	103	100	2976UAE075P54

Wheel: PJE
 Wheel center: Polypropylene, Tread: TENTEprene (thermoplastic rubber), with threadguards, cone ball bearing, stainless

Wheel: PJH
 Wheel center: Polypropylene, Tread: TENTEprene (thermoplastic rubber) with threadguards, plain bearing, with stainless steel bushing

Wheel: UAE
 Wheel center: Polyamide, Tread: Polyurethane, cone ball bearing, stainless



Casters for Inflight Trolleys Series AVIANA

Housing made of Polyamide, double ball bearing swivel head, upper ball race: stainless steel balls, lower ball race: balls made of POM, axle riveted.
 Drawings of plate fittings see page 42 - 43



Swivel Casters with central-, total lock

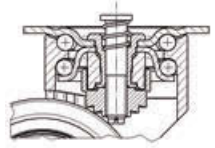


Wheel diameter [mm]	Tread width [mm]	Plate size [mm]	Plate hole centers [mm]	Plate hole [mm]	Offset [mm]	Overall height [mm]			Order number
75	25	70 x 55	57/51 x 41	5,5	28	102			5976PJE075P54

Swivel Casters with central-, total lock



Wheel diameter [mm]	Tread width [mm]	Plate size [mm]	Plate hole centers [mm]	Plate hole [mm]	Offset [mm]	Overall height [mm]			Order number
75	25	70 x 55	57/51 x 41	5,5	28	103			5976UAE075P54



Wheel: PJE
 Wheel center: Polypropylene, Tread: TENTEprene (thermoplastic rubber), with threadguards, cone ball bearing, balls of POM

Wheel: UAE
 Wheel center: Polyamide, Tread: Polyurethane, cone ball bearing, balls of POM



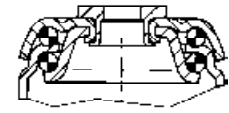
Fire resistant
 AVIANA casters are fire resistant certified according to FAR / JAR 25.853

80kg

Walkway Casters Series 2875

Housing made of pressed steel, bright zinc plated, blue passivated, double ball bearing swivel head, threadguards with integrated brake shoe, designed for left and right hand use.

Load capacity tested according EN 12530



Swivel Casters with wheel brake



Wheel diameter [mm]	Tread width [mm]	Center hole [mm]			Offset [mm]	Overall height [mm]	Load capacity [kg]		Order number
125	32	11			40	153	80		2875QMP125P30-11
125	32	13			40	153	80		2875QMP125P30-13

Important notice

Designed for the following pallet-size:

Track width: approx. 2,75 mm

Groove width: approx. 5,7 mm

Groove depth: > 10,0 mm

Distance between wheel tracks: approx. 4,5 mm

Track width: approx. 4,0 mm




Wheel: QMP

Wheel center: Polyurethane, Tread: Polyurethane, 4 tracks, self-cleaning between tracks, with threadguards, precision ball bearing



Fittings

Additional fittings can be shipped upon request.



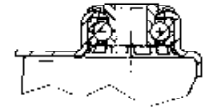
Load capacity

80 kg per caster on level and securely attached floors
40 kg per caster on walkways



80kg Walkway Casters Series 2845

Housing made of pressed steel, bright zinc plated, blue passivated, precision ball bearing in swivel head, threadguards with integrated brake shoe, designed for left and right hand use.
Load capacity tested according EN 12530



Swivel Casters with wheel brake





Wheel diameter [mm]	Tread width [mm]	Center hole [mm]			Offset [mm]	Overall height [mm]	Load capacity [kg]		Order number
125	32	13			38	155	80		2845QMP125P30-13

Important notice

Designed for the following pallet-size:
Track width: approx. 2,75 mm
Groove width: approx. 5,7 mm
Groove depth: > 10,0 mm

Distance between wheel tracks: approx. 4,5 mm
Track width: approx. 4,0 mm

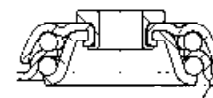
 <p>Wheel: QMP Wheel center: Polyurethane, Tread: Polyurethane, 4 tracks, self-cleaning between tracks, with threadguards, precision ball bearing</p>	 <p>Load capacity 80 kg per caster on level and securely attached floors 40 kg per caster on walkways</p>
---	---

100kg Walkway Casters Series 2875

Housing made of pressed steel, bright zinc plated, blue passivated, double ball bearing swivel head, flanged wheel with one ball race, left and right hand design

Load capacity tested according EN 12530

	Wheel diameter [mm]	Tread width [mm]	Center hole [mm]			Offset [mm]	Overall height [mm]	Load capacity [kg]		
Swivel Casters with wheel brake										Order number
	125	32	11			40	153	100		2875ZAP125P30-11 LEFT
	125	32	11			40	153	100		2875ZAP125P30-11 RIGHT
	125	32	13			40	153	100		2875ZAP125P30-13 LEFT
	125	32	13			40	153	100		2875ZAP125P30-13 RIGHT
	125	32	11			40	153	100		2875ZGP125P30-11 LEFT
	125	32	11			40	153	100		2875ZGP125P30-11 RIGHT
	125	32	13			40	153	100		2875ZGP125P30-13 LEFT
	125	32	13			40	153	100		2875ZGP125P30-13 RIGHT
	125	32	11			40	153	100		2875ZIP125P30-11 LEFT
	125	32	11			40	153	100		2875ZIP125P30-11 RIGHT
	125	32	13			40	153	100		2875ZIP125P30-13 LEFT
	125	32	13			40	153	100		2875ZIP125P30-13 RIGHT



Important notice

Use on uneven floors, outdoors (ground beams, gaps, joints, manhole covers, etc) can affect the life expectancy of casters. Designed for the following pallet size:

Track width: approx. 2,75 mm

Groove width: approx. 5,7 mm

Groove depth: > 10,0 mm

Track wheel-Ø: 127 mm

Track width: 4 mm

Engagement travel: 8 mm



	Wheel: ZAP Wheel center: plastic, Tread: Polyurethane, with threadguards, precision ball bearing, Flanged wheel: plastic		Wheel: ZGP electric conductive Wheel center: plastic, Tread: rubber, with threadguards, precision ball bearing, Flanged wheel: plastic		Wheel: ZIP Wheel center: plastic, Tread: rubber, with threadguards, precision ball bearing, Flanged wheel: plastic		Load capacity 100 kg per caster on level and securely attached floors 40 kg per caster on walkways
--	--	--	--	--	--	--	--



160kg Walkway Casters Series 3875

Housing made of pressed steel, bright zinc plated, blue passivated, double ball bearing swivel head, flanged wheel with one ball race, left and right hand design. Drawings of plate fittings see page 42 - 43
Load capacity tested according EN 12532



Swivel Casters with wheel brake



Wheel diameter [mm]	Tread width [mm]	Plate size [mm]	Plate hole centers [mm]	Plate hole [mm]	Offset [mm]	Overall height [mm]	Load capacity [kg]	Order number
160	40	137 x 105	105 x 80/75	11	55	191	160	3875ZJJ160P63 LEFT
160	40	137 x 105	105 x 80/75	11	55	191	160	3875ZJJ160P63 RIGHT



Important notice

Use on uneven floors, outdoors (ground beams, gaps, joints, manhole covers, etc) can affect the life expectancy of casters. Designed for the following pallet size:

- Track width: approx. 2,75 mm
- Groove width: approx. 5,7 mm
- Groove depth: > 10,0 mm

- Track wheel-Ø: 155 mm
- Track width: 4 mm
- Engagement travel: 8 mm



 <p>Wheel: ZJJ Wheel center: plastic, Tread: TENTEprene (thermoplastic rubber), with threadguards, roller bearing, Flanged wheel: plastic</p>	 <p>Load capacity 160 kg per caster on level and securely attached floors 40 kg per caster on walkways</p>
---	--

160kg Walkway Casters Series 3875

Housing made of pressed steel, bright zinc plated, blue passivated, double ball bearing swivel head, flanged wheel with one ball race, left and right hand design

Load capacity tested according EN 12532



Swivel Casters with wheel brake



Wheel diameter [mm]	Tread width [mm]	Center hole [mm]	Bolt-Ø [mm]	Bolt length [mm]	Offset [mm]	Overall height [mm]	Load capacity [kg]	Order number
160	40	13			55	186	160	3875ZJJ160P30-13 LEFT
160	40	13			55	186	160	3875ZJJ160P30-13 RIGHT
160	40	14.5			55	186	160	3875ZJJ160P30-14,5 LEFT
160	40	14.5			55	186	160	3875ZJJ160P30-14,5 RIGHT

Swivel Casters with wheel brake



Wheel diameter [mm]	Tread width [mm]	Bolt-Ø [mm]	Bolt length [mm]	Offset [mm]	Overall height [mm]	Load capacity [kg]	Order number
160	40	28	45	55	190	160	3875ZJJ160R05-28x45 LEFT
160	40	28	45	55	190	160	3875ZJJ160R05-28x45 RIGHT

Important notice

Use on uneven floors, outdoors (ground beams, gaps, joints, manhole covers, etc) can affect the life expectancy of casters. Designed for the following pallet size:

Track width: approx. 2,75 mm

Groove width: approx. 5,7 mm

Groove depth: > 10,0 mm

Track wheel-Ø: 155 mm

Track width: 4 mm

Engagement travel: 8 mm



Wheel: ZJJ
 Wheel center: plastic,
 Tread: TENTEprene
 (thermoplastic rubber),
 with threadguards,
 roller bearing, Flanged
 wheel: plastic

Load capacity
 160 kg per caster on
 level and securely
 attached floors
 40 kg per caster on
 walkways

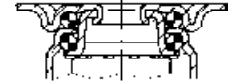


50kg



Stainless Steel Casters Series 7470

Housing made of stainless steel, double ball bearing swivel head, wheel axle with nut
 Drawings of plate fittings see page 42 - 43
 Load capacity tested according EN 12530



	Wheel diameter [mm]	Tread width [mm]	Plate size [mm]	Plate hole centers [mm]	Plate hole [mm]	Offset [mm]	Overall height [mm]	Load capacity [kg]	Order number
Swivel Casters									
	50	19	60 x 60	48/38 x 48/38	6,3	24	69	50	7470PJO050P40
Swivel Casters with wheel brake									
	50	19	60 x 60	48/38 x 48/38	6,3	24	69	50	7475PJO050P40
Swivel Casters									
	50	19	60 x 60	48/38 x 48/38	6,3	24	69	50	7470PJH050P40
Swivel Casters with wheel brake									
	50	19	60 x 60	48/38 x 48/38	6,3	24	69	50	7475PJH050P40

<p>Wheel: PJO Wheel center: Polypropylene, Tread: Thermoplastic rubber, grey, without threadguards, plain bearing</p>	<p>Wheel: PJH Wheel center: Polypropylene, Tread: Thermoplastic rubber, grey, with threadguards, plain bearing</p>
---	--

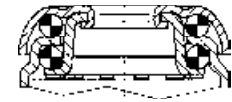
50kg



Stainless Steel Casters Series 7470

Housing made of stainless steel, double ball bearing swivel head, wheel axle with nut

Load capacity tested according EN 12530





	Wheel diameter [mm]	Tread width [mm]	Center hole [mm]			Offset [mm]	Overall height [mm]	Load capacity [kg]		Order number
Swivel Casters										
	50	19	11			24	69	50		7470PJO050P30-11
	50	19	12,3			24	69	50		7470PJO050P30-12,3

	Wheel diameter [mm]	Tread width [mm]	Center hole [mm]			Offset [mm]	Overall height [mm]	Load capacity [kg]		Order number
Swivel Casters with wheel brake										
	50	19	11			24	69	50		7475PJO050P30-11
	50	19	12,3			24	69	50		7475PJO050P30-12,3

	Wheel diameter [mm]	Tread width [mm]	Center hole [mm]			Offset [mm]	Overall height [mm]	Load capacity [kg]		Order number
Swivel Casters										
	50	19	11			24	69	50		7470PJH050P30-11
	50	19	12,3			24	69	50		7470PJH050P30-12,3

	Wheel diameter [mm]	Tread width [mm]	Center hole [mm]			Offset [mm]	Overall height [mm]	Load capacity [kg]		Order number
Swivel Casters with wheel brake										
	50	19	11			24	69	50		7475PJH050P30-11
	50	19	12,3			24	69	50		7475PJH050P30-12,3

 <p>Wheel: PJO Wheel center: Polypropylene, Tread: Thermoplastic rubber, grey, without threadguards, plain bearing</p>	 <p>Wheel: PJH Wheel center: Polypropylene, Tread: Thermoplastic rubber, grey, with threadguards, plain bearing</p>
--	---

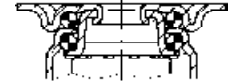


50kg




Stainless Steel Casters Series 7470

Housing made of stainless steel, double ball bearing swivel head, wheel axle with nut
 Drawings of plate fittings see page 42 - 43
 Load capacity tested according EN 12530



	Wheel diameter [mm]	Tread width [mm]	Plate size [mm]	Plate hole centers [mm]	Plate hole [mm]	Offset [mm]	Overall height [mm]	Load capacity [kg]		Order number
Swivel Casters										
	50	20	60 x 60	48/38 x 48/38	6,3	24	69	50		7470YGO050P40
Swivel Casters with wheel brake										
	50	20	60 x 60	48/38 x 48/38	6,3	24	69	50		7475YGO050P40



Wheel: YGO electric conductive, non-marking
 Wheel center: Polypropylene, Tread: TENTEprene (thermoplastic rubber), grey, non-marking, Shore A 85, plain bearing

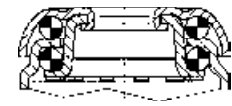
50kg




Stainless Steel Casters Series 7470

Housing made of stainless steel, double ball bearing swivel head, wheel axle with nut

Load capacity tested according EN 12530



	Wheel diameter [mm]	Tread width [mm]	Center hole [mm]			Offset [mm]	Overall height [mm]	Load capacity [kg]		Order number
Swivel Casters										
	50	20	11			24	69	50		7470YGO050P30-11
	50	20	12,3			24	69	50		7470YGO050P30-12,3
Swivel Casters with wheel brake										Order number
	50	20	11			24	69	50		7475YGO050P30-11
	50	20	12,3			24	69	50		7475YGO050P30-12,3



Wheel: YGO electric conductive, non-marking
 Wheel center: Polypropylene, Tread: TENTEprene (thermoplastic rubber), grey, non-marking, Shore A 85, plain bearing



75 - 100kg




Stainless Steel Casters Series 7470

Housing made of stainless steel, double ball bearing swivel head, wheel axle with nut
 Drawings of plate fittings see page 42 - 43
 Load capacity tested according EN 12530



	Wheel diameter [mm]	Tread width [mm]	Plate size [mm]	Plate hole centers [mm]	Plate hole [mm]	Offset [mm]	Overall height [mm]	Load capacity [kg]		
Swivel Casters									Order number	
	75	25	60 x 60	48/38 x 48/38	6,3	24	100	75	7470PJO075P40	
	100	32	95 x 70	52/44.45 x 76/72	11	38	135	80	7470PJO100P52	
	125	32	95 x 70	52/44.45 x 76/72	11	41	160	100	7470PJO125P52	
	150	32	95 x 70	52/44.45 x 76/72	11	45	183	100	7470PJO150P52	
Rigid Casters									Order number	
	100	32	95 x 70	52/44.45 x 76/72	11		135	80	7478PJO100P52	
	125	32	95 x 70	52/44.45 x 76/72	11		160	100	7478PJO125P52	
Swivel Casters with total lock									Order number	
	75	25	60 x 60	48/38 x 48/38	6,3	24	100	75	7477PJO075P40	
	100	32	95 x 70	52/44.45 x 76/72	11	43.5	135	80	7477PJO100P52	
	125	32	95 x 70	52/44.45 x 76/72	11	41	160	100	7477PJO125P52	
	150	32	95 x 70	52/44.45 x 76/72	11	36	183	100	7477PJO150P52	



Wheel: PJO
 Wheel center: Polypropylene, Tread: Thermoplastic rubber, grey, without threadguards, plain bearing

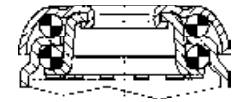
75 - 100kg



Stainless Steel Casters Series 7470

Housing made of stainless steel, double ball bearing swivel head, wheel axle with nut

Load capacity tested according EN 12530



	Wheel diameter [mm]	Tread width [mm]	Center hole [mm]			Offset [mm]	Overall height [mm]	Load capacity [kg]		
Swivel Casters									Order number	
	75	25	11			24	100	75	7470PJO075P30-11	
	75	25	12,3			24	100	75	7470PJO075P30-12,3	
	100	32	11			38	135	80	7470PJO100P30-11	
	100	32	13			38	135	80	7470PJO100P30-13	
	125	32	11			41	160	100	7470PJO125P30-11	
	125	32	13			41	160	100	7470PJO125P30-13	
	150	32	11			45	183	100	7470PJO150P30-11	
150	32	13			45	183	100	7470PJO150P30-13		
Swivel Casters with total lock									Order number	
	75	25	11			24	100	75	7477PJO075P30-11	
	75	25	12,3			24	100	75	7477PJO075P30-12,3	
	100	32	11			43.5	135	80	7477PJO100P30-11	
	100	32	13			43.5	135	80	7477PJO100P30-13	
	125	32	11			41	160	100	7477PJO125P30-11	
	125	32	13			41	160	100	7477PJO125P30-13	
	150	30	11			36	183	100	7477PJO150P30-11	
150	30	13			36	183	100	7477PJO150P30-13		



Wheel: PJO
 Wheel center:
 Polypropylene, Tread:
 Thermoplastic rubber,
 grey, without
 threadguards, plain
 bearing



75 - 100kg




Stainless Steel Casters Series 7470

Housing made of stainless steel, double ball bearing swivel head, wheel axle with nut
 Drawings of plate fittings see page 42 - 43
 Load capacity tested according EN 12530



	Wheel diameter [mm]	Tread width [mm]	Plate size [mm]	Plate hole centers [mm]	Plate hole [mm]	Offset [mm]	Overall height [mm]	Load capacity [kg]		Order number	
Swivel Casters											
	75	25	60 x 60	48/38 x 48/38	6,3	24	100	75		7470PJH075P40	
	100	32	95 x 70	52/44.45 x 76/72	11	38	135	80		7470PJH100P52	
	125	32	95 x 70	52/44.45 x 76/72	11	41	160	100		7470PJH125P52	
Rigid Casters										Order number	
	100	32	77 x 67	61,5/56 x 51,5/46,5	8,5		135	80		7478PJH100P50	
	125	32	77 x 67	61,5/56 x 51,5/46,5	8,5		160	100		7478PJH125P50	
	100	32	95 x 70	52/44.45 x 76/72	11		135	80		7478PJH100P52	
	125	32	95 x 70	52/44.45 x 76/72	11		160	100		7478PJH125P52	
Swivel Casters with total lock										Order number	
	75	25	60 x 60	48/38 x 48/38	6,3	24	100	75		7477PJH075P40	
	100	32	95 x 70	52/44.45 x 76/72	11	43.5	135	80		7477PJH100P52	
	125	32	95 x 70	52/44.45 x 76/72	11	41	160	100		7477PJH125P52	



Wheel: PJH
 Wheel center:
 Polypropylene, Tread:
 Thermoplastic rubber,
 grey, with threadguards,
 plain bearing

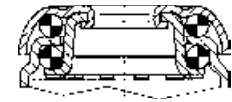
75 - 100kg




Stainless Steel Casters Series 7470

Housing made of stainless steel, double ball bearing swivel head, wheel axle with nut

Load capacity tested according EN 12530



	Wheel diameter [mm]	Tread width [mm]	Center hole [mm]			Offset [mm]	Overall height [mm]	Load capacity [kg]		Order number
Swivel Casters										
	75	25	11			24	100	75		7470PJH075P30-11
	75	25	12,3			24	100	75		7470PJH075P30-12,3
	100	32	11			38	135	80		7470PJH100P30-11
	100	32	13			38	135	80		7470PJH100P30-13
	125	32	11			41	160	100		7470PJH125P30-11
	125	32	13			41	160	100		7470PJH125P30-13
Swivel Casters with total lock										Order number
	75	25	11			24	100	75		7477PJH075P30-11
	75	25	12,3			24	100	75		7477PJH075P30-12,3
	100	32	11			43.5	135	80		7477PJH100P30-11
	100	32	13			43.5	135	80		7477PJH100P30-13
	125	32	11			41	160	100		7477PJH125P30-11
	125	32	13			41	160	100		7477PJH125P30-13



Wheel: PJH
 Wheel center:
 Polypropylene, Tread:
 Thermoplastic rubber,
 grey, with threadguards,
 plain bearing



75 - 100kg



Stainless Steel Casters Series 7470

Housing made of stainless steel, double ball bearing swivel head, wheel axle with nut
 Drawings of plate fittings see page 42 - 43
 Load capacity tested according EN 12530



	Wheel diameter [mm]	Tread width [mm]	Plate size [mm]	Plate hole centers [mm]	Plate hole [mm]	Offset [mm]	Overall height [mm]	Load capacity [kg]		
Swivel Casters									Order number	
	75	25	60 x 60	48/38 x 48/38	6,3	24	100	75	7470PJC075P40	
	100	32	77 x 67	61,5/56 x 51,5/46,5	8,5	38	135	100	7470PJC100P50	
	100	32	95 x 70	75 x 50	11	38	135	100	7470PJC100P51	
	125	32	77 x 67	61,5/56 x 51,5/46,5	8,5	41	160	100	7470PJC125P50	
	125	32	95 x 70	75 x 50	11	41	160	100	7470PJC125P51	
	150	32	77 x 67	61,5/56 x 51,5/46,5	8,5	45	183	100	7470PJC150P50	
	150	32	95 x 70	75 x 50	11	45	183	100	7470PJC150P51	
Rigid Casters									Order number	
	100	32	77 x 67	61,5/56 x 51,5/46,5	8,5		135	100	7478PJC100P50	
	125	32	77 x 67	61,5/56 x 51,5/46,5	8,5		160	100	7478PJC125P50	
Swivel Casters with total lock									Order number	
	75	25	60 x 60	48/38 x 48/38	6,3	24	100	75	7477PJC075P40	
	100	32	77 x 67	61,5/56 x 51,5/46,5	8,5	43.5	135	100	7477PJC100P50	
	100	32	95 x 70	75 x 50	11	43.5	135	100	7477PJC100P51	
	125	32	77 x 67	61,5/56 x 51,5/46,5	8,5	41	160	100	7477PJC125P50	
	125	32	95 x 70	75 x 50	11	41	160	100	7477PJC125P51	
	150	32	77 x 67	61,5/56 x 51,5/46,5	8,5	36	183	100	7477PJC150P50	
	150	32	95 x 70	75 x 50	11	36	183	100	7477PJC150P51	

	<p>Wheel: PJC Wheel center: Polypropylene, Tread: TENTEprene (thermoplastic rubber), with threadguards, precision ball bearing, stainless</p>		<p>Small Threadguard These casters are available with PIP wheel and small threadguards for the food industry</p>
--	---	--	--

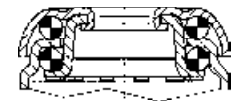
75 - 100kg



Stainless Steel Casters Series 7470


Housing made of stainless steel, double ball bearing swivel head, wheel axle with nut

Load capacity tested according EN 12530




	Wheel diameter [mm]	Tread width [mm]	Center hole [mm]			Offset [mm]	Overall height [mm]	Load capacity [kg]		
Swivel Casters									Order number	
	75	25	11			24	100	75	7470PJC075P30-11	
	75	25	12,3			24	100	75	7470PJC075P30-12,3	
	100	32	11			38	135	100	7470PJC100P30 -11	
	100	32	13			38	135	100	7470PJC100P30-13	
	125	32	11			41	160	100	7470PJC125P30-11	
	125	32	13			41	160	100	7470PJC125P30-13	
	150	32	11			45	183	100	7470PJC150P30-11	
150	32	13			45	183	100	7470PJC150P30-13		
Swivel Casters with total lock									Order number	
	75	25	11			24	100	75	7477PJC075P30-11	
	75	25	12,3			24	100	75	7477PJC075P30-12,3	
	100	32	11			43.5	135	100	7477PJC100P30-11	
	100	32	13			43.5	135	100	7477PJC100P30-13	
	125	32	11			41	160	100	7477PJC125P30-11	
	125	32	13			41	160	100	7477PJC125P30-13	
	150	32	11			36	183	100	7477PJC150P30-11	
150	32	13			36	183	100	7477PJC150P30-13		

Stainless Steel Casters



Wheel: PJC
Wheel center: Polypropylene, Tread: TENTEprene (thermoplastic rubber), with threadguards, precision ball bearing, stainless



Small Threadguard
These casters are available with PIP wheel and small threadguards for the food industry



75 - 100kg



Stainless Steel Casters Series 7470

Housing made of stainless steel, double ball bearing swivel head, wheel axle with nut
 Drawings of plate fittings see page
 Load capacity tested according EN 12530



	Wheel diameter [mm]	Tread width [mm]	Plate size [mm]	Plate hole centers [mm]	Plate hole [mm]	Offset [mm]	Overall height [mm]	Load capacity [kg]		Order number
Swivel Casters										
	75	25	60 x 60	48/38 x 48/38	6,3	24	100	75		7470YGO075P40
	150	32	95 x 70	52/44.45 x 76/72	11	45	183	100		7470XSC150P52
	125	32	95 x 70	52/44.45 x 76/72	11	41	160	100		7470XSC125P52
	100	32	95 x 70	52/44.45 x 76/72	11	38	135	100		7470XSC100P52
Rigid Casters										Order number
	100	32	95 x 70	52/44.45 x 76/72	11		135	100		7478XSC100P52
	125	32	95 x 70	52/44.45 x 76/72	11		160	100		7478XSC125P52
Swivel Casters with total lock										Order number
	75	25	60 x 60	48/38 x 48/38	6,3	24	100	75		7477YGO075P40
	100	32	95 x 70	52/44.45 x 76/72	11	43.5	135	100		7477XSC100P52
	125	32	95 x 70	52/44.45 x 76/72	11	41	160	100		7477XSC125P52
	150	32	95 x 70	75 x 50	11	36	183	100		7477XSC150P52

<p>Wheel: XSC electric conductive, non-marking Wheel center: Polyamide, Tread: Polyurethane, with threadguards, precision ball bearing, stainless</p>	<p>Wheel: YGO electric conductive, non-marking Wheel center: Polypropylene, Tread: TENTEprene (thermoplastic rubber), grey, non-marking, Shore A 85, plain bearing</p>
---	--

75 - 100kg

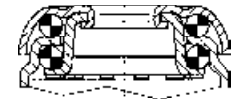


Stainless Steel Casters Series 7470



Housing made of stainless steel, double ball bearing swivel head, wheel

axle with nut

Load capacity tested according EN 12530



	Wheel diameter [mm]	Tread width [mm]	Center hole [mm]			Offset [mm]	Overall height [mm]	Load capacity [kg]		
Swivel Casters									Order number	
	75	25	11			24	100	75	7470YGO075P30-11	
	75	25	12,3			24	100	75	7470YGO075P30-12,3	
	100	32	11			38	135	100	7470XSC100P30-11	
	100	32	13			38	135	100	7470XSC100P30-13	
	125	32	11			41	160	100	7470XSC125P30-11	
	125	32	13			41	160	100	7470XSC125P30-13	
	150	32	11			45	183	100	7470XSC150P30-11	
	150	32	13			45	183	100	7470XSC150P30-13	
Swivel Casters with total lock									Order number	
	75	25	11			24	100	75	7477YGO075P30-11	
	75	25	12,3			24	100	75	7477YGO075P30-12,3	
	100	32	11			43.5	135	100	7477XSC100P30-11	
	100	32	13			43.5	135	100	7477XSC100P30-13	
	125	32	11			41	160	100	7477XSC125P30-11	
	125	32	13			41	160	100	7477XSC125P30-13	
	150	32	11			36	183	100	7477XSC150P30-11	
	150	32	13			36	183	100	7477XSC150P30-13	

 <p>Wheel: XSC electric conductive, non-marking Wheel center: Polyamide, Tread: Polyurethane, with threadguards, precision ball bearing, stainless</p>	 <p>Wheel: YGO electric conductive, non-marking Wheel center: Polypropylene, Tread: TENTEprene (thermoplastic rubber), grey, non-marking, Shore A 85, plain bearing</p>
--	---

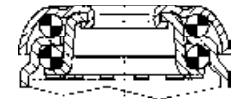


100kg





Stainless Steel Casters Series 7470

Housing made of stainless steel, double ball bearing swivel head, wheel axle with nut
Load capacity tested according EN 12530



	Wheel diameter [mm]	Tread width [mm]	Bolt-Ø [mm]	Bolt length [mm]	Offset [mm]	Overall height [mm]	Load capacity [kg]	
Swivel Casters								Order number
	100	32	18	62	38	138	100	7470PJC100R05-18x62 M6/30
	100	32	18	62	38	138	100	7470PJO100R05-18x62 M6/30
	125	32	18	62	41	163	100	7470PJC125R05-18x62 M6/30
	125	32	18	62	41	163	100	7470PJO125R05-18x62 M6/30
	150	32	18	62	45	186	100	7470PJC150R05-18x62 M6/30
	150	32	18	62	45	186	100	7470PJO150R05-18x62 M6/30
Swivel Casters with total lock								Order number
	100	32	18	62	43.5	138	100	7477PJC100R05-18x62 M6/30
	100	32	18	62	43.5	138	100	7477PJO100R05-18x62 M6/30
	125	32	18	62	41	163	100	7477PJC125R05-18x62 M6/30
	125	32	18	62	41	163	100	7477PJO125R05-18x62 M6/30
	150	32	18	62	36	186	100	7477PJC150R05-18x62 M6/30
	150	32	18	62	36	186	100	7477PJO150R05-18x62 M6/30

 <p>Wheel: PJC Wheel center: Polypropylene, Tread: TENTEprene (thermoplastic rubber), with threadguards, precision ball bearing, stainless</p>	 <p>Wheel: PJO Wheel center: Polypropylene, Tread: Thermoplastic rubber, grey, without threadguards, plain bearing</p>
--	--

35 - 55kg

Wheels for Institutional Casters

Load capacity tested according EN 12530

		Wheel diameter [mm]	Tread width [mm]	Axle Hole-Ø [mm]	Hub length [mm]		Load capacity [kg]		Order number
POI/POO	Description								
	Wheel made of Polypropylene, black, plain bearing, temperature range from - 20 to + 60 °C	38	20	6	21.5		35		POI038x20-Ø6
		50	20	6	21.5		35		POI050x20-Ø6
		75	25	8	26.5		50		POO075x25-Ø8
UOO	Description								Order number
	Wheel made of Polyamide, black, plain bearing, temperature range from - 40 to + 80 °C	50	20	8	21.7		55		UOO050x20-Ø8
UAI/UAO	Description								Order number
	Wheel center: Polyamide, grey, Tread: Polyurethane, Shore A 92, plain bearing, temperature range from - 40 to + 80 °C	50	20	6	21.5		50		UAI050x20-Ø6
		50	20	8	21		50		UAO050x20-Ø8
UAK	Description								Order number
	Wheel center: Polyamide, grey, Tread: Polyurethane, Shore A 92, with threadguards, cone ball bearing, temperature range from - 40 to + 80 °C	50	20	6	22		50		UAK050x20-Ø6



50 - 100kg

Wheels for Institutional Casters

Load capacity tested according EN 12530

		Wheel diameter [mm]	Tread width [mm]	Axle Hole-Ø [mm]	Hub length [mm]		Load capacity [kg]		
PJ/PJO	Description								Order number
	Wheel center:	50	19	6	21.5		50		PJI050x19-Ø6
	Polypropylene, Tread:	50	19	8	21.5		50		PJO050x19-Ø8
	TENTEpren (thermoplastic rubber), grey, non-marking, Shore A85, plain bearing, temperature range from 20 to + 60°C	75	25	8	26.5		75		PJO075x25-Ø8
		100	32	12	34.9		80		PJO100x32-Ø12
		125	32	12	34.9		100		PJO125x32-Ø12
		150	32	12	34.9		100		PJO150x32-Ø12
YGO	Description								Order number
	electric conductive, Wheel center: Polypropylene, Tread: TENTEpren, thermoplastic rubber, grey, non-marking, Shore A 85, plain bearing, temperature range from - 20 to + 60 °C	50	20	8	22		50		YGO050x20-Ø8
		75	25	8	26.5		75		YGO075x25-Ø8
		100	32	12	34.9		80		YGO100x32-Ø12
		125	32	12	34.9		100		YGO125x32-Ø12
WOG	Description								Order number
	Wheel made of heat resistant synthetic material, for steam sterilization, plain bearing	75	25	8	26.5		50		WOG075x25-Ø8 HL26,5
	This wheel is characterised by high dimensional stability and excellent resistance to chlorinated hot water. It has passed endurance testing in regular wash and sterilisation applications at a maximum temperature of 134°C.	75	25	8	31		50		WOG075x25-Ø8 HL31

50 - 100kg

Wheels for Institutional Casters

Load capacity tested according EN 12530

		Wheel diameter [mm]	Tread width [mm]	Axle Hole-Ø [mm]	Hub length [mm]		Load capacity [kg]		
PJP/PJE	Description								Order number
	Wheel center:	75	25	8	28.4		50		PJE075x25-Ø8
	Polypropylene, Tread:	75	25	6	28.4		75		PJP075x25-Ø6
	TENTÉprene, thermoplastic rubber, grey, non-marking, Shore A 85, with threadguards, PJP:	100	32	8	36.5		100		PJP100x32-Ø8
	precision ball bearing, PJE:	125	32	8	36.5		100		PJP125x32-Ø8
	cone ball bearing, stainless, temperature range from -20 to +60 °C	150	32	8	36.5		100		PJP150x32-Ø8
		200	32	8	36.5		100		PJP200x32-Ø8
PJR	Description								Order number
	Wheel center:	100	32	12	34.9		100		PJR100x32-Ø12 HL34,9
	Polypropylene, Tread:	125	32	12	34.9		100		PJR125x32-Ø12 HL34,9
PJC stainless	Description								Order number
	Wheel center:	75	25	6	28.4		75		PJC075x25-Ø6
	Polypropylene, Tread:	100	32	8	36.5		100		PJC100x32-Ø8
	TENTÉprene, thermoplastic rubber, grey, non-marking, Shore A 85, with threadguards, precision ball bearing, stainless, temperature range from -20 to +60 °C	125	32	8	36.5		100		PJC125x32-Ø8
		150	32	8	36.5		100		PJC150x32-Ø8



40 - 160kg

Wheels for Institutional Casters

Load capacity tested according EN 12530

		Wheel diameter [mm]	Tread width [mm]	Axle Hole-Ø [mm]	Hub length [mm]		Load capacity [kg]		
QOP	Description								Order number
	Wheel made of Polyurethane, Shore D 40, precision ball bearing, temperature range from -40 to +80 °C	75	25	6	28.4		40		QOP075x25-06
UAP	Description								Order number
	Wheel center: Polyamide, grey, Tread: Polyurethane, Shore A 92, with threadguards, precision ball bearing, temperature range from -40 to +80 °C	50 100 125 150 200	19 32 32 32 32	6 8 8 8 8	22 36.5 36.5 36.5 36.5		40 150 160 160 160		UAP050x19-06 UAP100x32-08 UAP125x32-08 UAP150x32-08 UAP200x32-08
XSP	Description								Order number
	electric conductive, Wheel center: Polyamide, grey, Tread: Polyurethane, Shore A 92, with threadguards, precision ball bearing, temperature range from -40 to +80 °C	100 125 150 200	32 32 32 32	8 8 8 8	36.5 36.5 36.5 36.5		150 160 160 160		XSP100x32-08 XSP125x32-08 XSP150x32-08 XSP200x32-08
XSC	Description								Order number
	electric conductive, stainless, Wheel center: Polyamide, grey, Tread: Polyurethane, Shore A 92, with threadguards, precision ball bearing, temperature range from -40 to +80 °C	100 125 150	32 32 32	8 8 8	36.5 36.5 36.5		150 160 160		XSC100x32-08 XSC125x32-08 XSC150x32-08

40 - 150kg

Wheels for Institutional Casters

Load capacity tested according EN 12530


		Wheel diameter [mm]	Tread width [mm]	Axle Hole-Ø [mm]	Hub length [mm]		Load capacity [kg]		
DIK/DIP	Description								Order number
	Wheel rims: pressed steel, zinc-chromatised, hardened cones and tracks, Tread: rubber, grey, non-marking, Shore A 80, with threadguards, DIK: cone ball bearing DIP: precision ball bearing, temperature range from -20 to +85 °C	50	19	6	22.2		40		DIK050x19-Ø6
		75	25	6	28		55		DIK075x25-Ø6
		100	32	8	36		80		DIK100x32-Ø8
		125	32	8	36		100		DIK125x32-Ø8
		150	32	8	36		100		DIK150x32-Ø8
		200	32	8	36		100		DIP200x32-Ø8
DYK/DYP	Description								Order number
	According to ESD, Same as DIK/DIP, however electric conductive, rubber, black, non-staining, Shore A 80, with threadguards, temperature range from -20 to +85 °C	50	19	6	22.2		40		DYK050x19-Ø6
		75	25	6	28		55		DYK075x25-Ø6
		100	32	8	36		80		DYK100x32-Ø8
		125	32	8	36		100		DYK125x32-Ø8
		150	32	8	36		100		DYK150x32-Ø8
		200	32	8	36		100		DYP200x32-Ø8
JFC	Description								Order number
	Wheel center: zinc-die-casted, Tread: Vulcanized elastic-tire, Shore A 75, with threadguards, precision ball bearing, stainless, temperature range from -20 to +85 °C	125	32	8	35.5		150		JFC125x32-Ø8
		150	32	8	35.5		150		JFC150x32-Ø8
JYC	Description								Order number
	According to ESD, same as JFC, however electric conductive, Tread: rubber, black, non-staining, Shore A 75, with threadguards, precision ball bearing, stainless, temperature range from -20 to +85 °C	125	32	8	35.5		150		JYC125x32-Ø8
		150	32	8	35.5		150		JYC150x32-Ø8



100kg

Wheels for Institutional Casters

Load capacity tested according EN 12532

UAR	Description	Wheel diameter [mm]	Tread width [mm]	Axle Hole-Ø [mm]	Hub length [mm]	Load capacity [kg]	Order number
	Wheel center: Polyamide, grey, Tread: Polyurethane, Shore A 92, roller bearing, temperature range from -40 to +80 °C	100	32	12	34.9	100	UAR100x32-Ø12 HL34,9

50 - 100kg Accessories / Fittings

for Furniture Casters with center hole Ø 10 mm




	Plate size [mm]	Plate hole centers [mm]	Plate hole [mm]	Threaded stem [mm]	Overall height [mm]	Load capacity [kg]	Order number
Stem with plate							
	60 x 60	48/38 x 48/38	6,3		13.5	80	P40-60x60 / 10
	38 x 38	27 x 27	5		10	60	P41-38x38 / 10
	42 x 42	32 x 32	5		12	60	P41-42x42 / 10
	65 x 65	47/42 x 47/42	6		12	80	P41-65x65 / 10
Stem with threads							Order number
				M 8 x 15	6	50	S70-8x15 / 10
				M 10 x 10	6	80	S70-10x10 / 10
				M 10 x 15	6	80	S70-10x15 / 10
				M 10 x 25	6	80	S70-10x25 / 10
				M 10 x 35	6	80	S70-10x35 / 10
				M 10 x 50	6	80	S70-10x50 / 10
				M 10 x 78	9	80	S73-10x78 / 10
				12.4 x 25	9	100	S70-12.4x25
			9.4 x 25	9	100	S70-9.4x25	
Collar stem with circlip							Order number
				10 x 20	4.5	60	B10-10x20 / 10
				11 x 20	4.5	60	B10-11x20 / 10
				11 x 30	4.5	60	B10-11x30 / 10
				9 x 24	4	60	B10-9x24 / 10
Stem with circlip							Order number
				10 x 33		80	B11-10x33 / 10



80 - 100kg

Accessories / Fittings

for Furniture Casters with center hole Ø 11 mm

	Plate size [mm]	Plate hole centers [mm]	Plate hole [mm]	Threaded stem [mm]	Overall height [mm]	Load capacity [kg]	Order number
Stem with plate							
	60 x 60	48/38 x 48/38	6,3		13.5	80	P40-60x60 / 11
	42 x 42	32 x 32	5		12	80	P41-42x42 / 11
	65 x 65	47/42 x 47/42	6		12	100	P41-65x65 / 11
Stem with threads							
				M 8 x 25	6	100	S70-8x25 / 11
				M 10 x 15	6	100	S70-10x15 / 11
				M 10 x 25	6	100	S70-10x25 / 11
				M 10 x 50	9	100	S70-10x50 / 11
				M 10 x 70	9	100	S70-10x70 / 11
			M 12 x 25	9	100	S70-12x25 / 11	
Collar stem with circlip							
				11 x 30	4	100	B10-11x30 / 11

40kg

Accessories / Sockets



 for Furniture Casters with fitting B10-11x30
 for Institutional Casters with fitting B10-11x31

		Bolt-Ø [mm]	Collar-Ø [mm]		Overall height [mm]	Load capacity [kg]		Order number	
Socket for tubes, round									
		14	18		36	40		R20-14x36 / 11	
		15	18		36	40		R20-15x36 / 11	
		16	18		36	40		R20-16x36 / 11	
		17	19		36	40		R20-17x36 / 11	
		18	20		36	40		R20-18x36 / 11	
		19	21		36	40		R20-19x36 / 11	
		20	21		36	40		R20-20x36 / 11	
		22	25		36	40		R20-22x36 / 11	
		23	26		36	40		R20-23x36 / 11	
	Socket for tubes, square								
		16	20		36	40		R40-16x16 / 11	
		17	19		36	40		R40-17x17 / 11	
		18	20		36	40		R40-18x18 / 11	
		21	23.5		36	40		R40-21x21 / 11	
		22	24.5		36	40		R40-22x22 / 11	
		23	25.5		36	40		R40-23x23 / 11	
		26	30		36	40		R40-26x26 / 11	
Socket for tubes, round, for wooded furniture									
		15			36	40		H40-15 / 11	





Accessories / Adaptors

for Institutional Casters with fitting R05

	Bolt length [mm]	Bolt-Ø [mm]							Order number
Adapter for tubes, round									
	62	18							R08-Ø22,5-Ø18
	62	18							R08-Ø22-Ø18
	45	22							R08-Ø28-Ø22
	62	18							R08-Ø30-Ø18
	45	22							R08-Ø30-Ø22
Adapter for tubes, square									Order number
	62	18							R48-22,5-Ø18
	62	18							R48-27,5-Ø18
	45	22							R48-27-Ø22
	45	22							R48-32-Ø22
	45	28							R48-32-Ø28
	45	28							R48-33,65-Ø28
	60	22							R48-36-Ø22
	60	28							R48-36-Ø28

Accessories / Expandable fittings

for Casters with center hole \varnothing 10 mm

				Expandable fitting- \varnothing [mm]				Order number	
Expandable fitting, round									
				19 - 21,5 21,5 - 24 24 - 27 27 - 30 31 - 35				R07-\varnothing19-21,5 R07-\varnothing21,5-24 R07-\varnothing24-27 R07-\varnothing27-30 R07-\varnothing31-35	
Expandable fitting, square								Order number	
				21,5 - 24 24 - 27 27 - 30 32 - 35 36 - 40				R47-21,5-24 R47-24-27 R47-27-30 R47-32-35 R47-36-40	

"My caster rolls to the beat of time."



TENTE is the world market leader for hospital bed casters. Why? Because we put our heart into precise and innovative solutions. The many years of intensive collaboration with prestigious hospital bed manufacturers around the globe produced an extensive product range of high-quality casters for hospital and care beds. No matter how challenging the requirements in the medical market- whether regular cleaning in high temperatures, electrical conductivity, or low overall height - the solutions provided by our engineers meet with high levels of appreciation.

Medical

Hospital bed casters	196
Care bed casters	207
Casters for medical devices	216
Accessories	221

Watch our TENTE
LINEA e-lock movie:





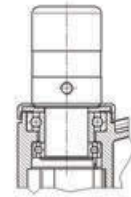
150kg Bed Casters Series LINEA

Frame made from high grade synthetic material, two precision ball bearings in swivel head
Load capacity tested according EN 12531



Swivel Casters

Wheel diameter [mm]	Tread width [mm]	Bolt-Ø [mm]	Bolt length [mm]	Offset [mm]	Overall height [mm]	Load capacity [kg]
---------------------	------------------	-------------	------------------	-------------	---------------------	--------------------



125	15	32	45	40	130	150	Order number	
150	15	32	45	47.5	155	150	5940UAP125R05-32	
							5940UAP150R05-32	

Swivel Casters with central, total or directional lock

Wheel diameter [mm]	Tread width [mm]	Bolt-Ø [mm]	Bolt length [mm]	Offset [mm]	Overall height [mm]	Load capacity [kg]
---------------------	------------------	-------------	------------------	-------------	---------------------	--------------------



125	15	32	40	40	130	150	Order number	
150	15	32	42	47.5	155	150	5944UAP125R36-34XS S30	
							5944UAP150R36-34XS S30	

Swivel Casters with central-, total lock

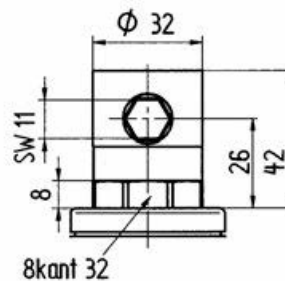
Wheel diameter [mm]	Tread width [mm]	Bolt-Ø [mm]	Bolt length [mm]	Offset [mm]	Overall height [mm]	Load capacity [kg]
---------------------	------------------	-------------	------------------	-------------	---------------------	--------------------



125	15	32	42	40	130	150	Order number	
150	15	32	42	47.5	155	150	5946UAP125R36-34XS S30	
							5946UAP150R36-34XS S30	

Advantages of the fitting R36-34XS

- The stem will be vertically secured by the hexagonal bar
- Torsion will be avoided by the octagonal profile bar
- Adjustment with the frame of the bed
- Fitting screws are not necessary



Wheel: UAP
Wheel body: Polyamide.
Tread: Polyurethane, precision ball bearing.



Notice
Accessories, dimensions and technical specification see pages 221 - 223.



TÜV Certified
The performance standard of these casters surpasses even the requirements of the guidelines set in European standard DIN EN 12531.

150kg Bed Casters Series LINEA

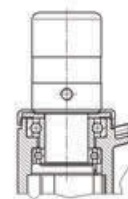
Frame made from high grade synthetic material, two precision ball bearings in swivel head
Load capacity tested according EN 12531



Swivel Casters



Wheel diameter [mm]	Tread width [mm]	Bolt-Ø [mm]	Bolt length [mm]	Offset [mm]	Overall height [mm]	Load capacity [kg]	Order number
125	15	32	45	40	130	150	5940UAP125R05-32
150	15	32	45	47.5	155	150	5940UAP150R05-32



Swivel Casters with central, total or directional lock

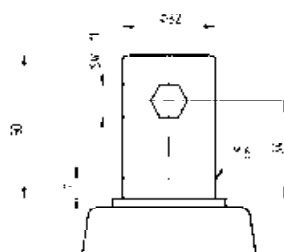


Wheel diameter [mm]	Tread width [mm]	Bolt-Ø [mm]	Bolt length [mm]	Offset [mm]	Overall height [mm]	Load capacity [kg]	Order number
125	15	32	50	40	130	150	5944UAP125R36-32S300H130
125	15	32	50	40	150	150	5944UAP125R36-32S300H150
150	15	32	50	47.5	155	150	5944UAP150R36-32S300H155
150	15	32	50	47.5	175	150	5944UAP150R36-32S300H175

Swivel Casters with central-, total lock



Wheel diameter [mm]	Tread width [mm]	Bolt-Ø [mm]	Bolt length [mm]	Offset [mm]	Overall height [mm]	Load capacity [kg]	Order number
125	15	32	50	40	130	150	5946UAP125R36-32S300H130
125	15	32	50	40	150	150	5946UAP125R36-32S300H150
150	15	32	50	47.5	155	150	5946UAP150R36-32S300H155
150	15	32	50	47.5	175	150	5946UAP150R36-32S300H175



Wheel: UAP

Wheel body: Polyamide.
Tread: Polyurethane,
precision ball bearing.



Notice

Accessories, dimensions
and technical
specification see pages
221 - 223



TÜV Certified

The performance
standard of these
casters surpasses even
the requirements of the
guidelines set in
European standard DIN
EN 12531.



150kg



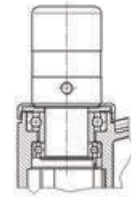
Bed Casters Series LINEA stainless

Frame made from high grade synthetic material, two precision ball bearings in swivel head
Load capacity tested according EN 12531



Swivel Casters

Wheel diameter [mm]	Tread width [mm]	Bolt-Ø [mm]	Bolt length [mm]	Offset [mm]	Overall height [mm]	Load capacity [kg]
125	15	32	45	40	130	150
125	15	32	45	40	130	150
150	15	32	45	47.5	155	150
150	15	32	45	47.5	155	150



Order number

5940UAC125R05-32
5940USC125R05-32
5940UAC150R05-32
5940USC150R05-32

Swivel Casters with central, total or directional lock

Wheel diameter [mm]	Tread width [mm]	Bolt-Ø [mm]	Bolt length [mm]	Offset [mm]	Overall height [mm]	Load capacity [kg]
125	15	32	40	40	130	150
125	15	32	40	40	130	150
150	15	32	42	47.5	155	150
150	15	32	42	47.5	155	150



Order number

5944UAC125R36-34XS S30
5944USC125R36-34XS S30
5944UAC150R36-34XS S30
5944USC150R36-34XS S30

Swivel Casters with central-, total lock

Wheel diameter [mm]	Tread width [mm]	Bolt-Ø [mm]	Bolt length [mm]	Offset [mm]	Overall height [mm]	Load capacity [kg]
125	15	32	42	40	130	150
125	15	32	42	40	130	150
150	15	32	42	47.5	155	150
150	15	32	42	47.5	155	150

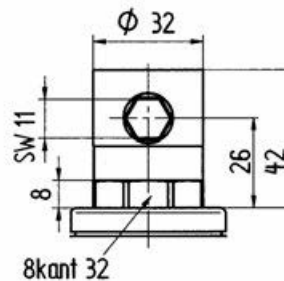


Order number

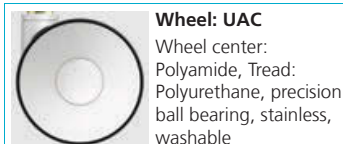
5946UAC125R36-34XS S30
5946USC125R36-34XS S30
5946UAC150R36-34XS S30
5946USC150R36-34XS S30

Advantages of the fitting R36-34XS

- The stem will be vertically secured by the hexagonal bar
- Torsion will be avoided by the octagonal profile bar
- Adjustment with the frame of the bed
- Fitting screws are not necessary



Washable casters must be sealed in the fitting area by the hospital bed manufacturer.



Wheel: UAC
Wheel center: Polyamide, Tread: Polyurethane, precision ball bearing, stainless, washable



Wheel: USC electric conductive, non-marking
Wheel center: Polyamide, Tread: Polyurethane, precision ball bearing, stainless, washable



Notice
Accessories, dimensions and technical specification see pages 221 - 223.



TÜV Certified
The performance standard of these casters surpasses even the requirements of the guidelines set in European standard DIN EN 12531.

150kg



Bed Casters Series LINEA stainless

Frame made from high grade synthetic material, two precision ball bearings in swivel head
Load capacity tested according EN 12531



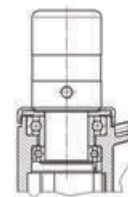
Swivel Casters



Wheel diameter [mm]	Tread width [mm]	Bolt-Ø [mm]	Bolt length [mm]	Offset [mm]	Overall height [mm]	Load capacity [kg]
125	15	32	45	40	130	150
125	15	32	45	40	130	150
150	15	32	45	47.5	155	150
150	15	32	45	47.5	155	150

Order number

5940UAC125R05-32
5940USC125R05-32
5940UAC150R05-32
5940USC150R05-32



Swivel Casters with central, total or directional lock



Wheel diameter [mm]	Tread width [mm]	Bolt-Ø [mm]	Bolt length [mm]	Offset [mm]	Overall height [mm]	Load capacity [kg]
125	15	32	50	40	130	150
125	15	32	50	40	130	150
125	15	32	50	40	150	150
125	15	32	50	40	150	150
150	15	32	50	47.5	155	150
150	15	32	50	47.5	155	150
150	15	32	50	47.5	175	150
150	15	32	50	47.5	175	150

Order number

5944UAC125R36-32S300H130
5944USC125R36-32S300H130
5944UAC125R36-32S300H150
5944USC125R36-32S300H150
5944UAC150R36-32S300H155
5944USC150R36-32S300H155
5944UAC150R36-32S300H175
5944USC150R36-32S300H175

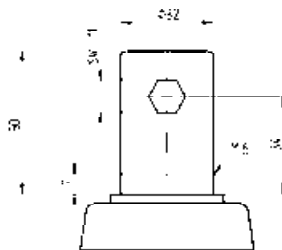
Swivel Casters with central-, total lock



Wheel diameter [mm]	Tread width [mm]	Bolt-Ø [mm]	Bolt length [mm]	Offset [mm]	Overall height [mm]	Load capacity [kg]
125	15	32	50	40	130	150
125	15	32	50	40	130	150
125	15	32	50	40	150	150
125	15	32	50	40	150	150
150	15	32	50	47.5	155	150
150	15	32	50	47.5	155	150
150	15	32	50	47.5	175	150
150	15	32	50	47.5	175	150

Order number

5946UAC125R36-32S300H130
5946USC125R36-32S300H130
5946UAC125R36-32S300H150
5946USC125R36-32S300H150
5946UAC150R36-32S300H155
5946USC150R36-32S300H155
5946UAC150R36-32S300H175
5946USC150R36-32S300H175



Washable casters must be sealed in the fitting area by the hospital bed manufacturer.



Wheel: UAC
Wheel center: Polyamide, Tread: Polyurethane, precision ball bearing, stainless, washable



Wheel: USC electric conductive, non-marking
Wheel center: Polyamide, Tread: Polyurethane, precision ball bearing, stainless, washable



Notice
Accessories, dimensions and technical specification see pages 221 - 223.



TÜV Certified
The performance standard of these casters surpasses even the requirements of the guidelines set in European standard DIN EN 12531.



125 - 150kg Bed Casters Series 2940

Frame made of pressed steel, precision ball bearings in both wheels and swivel head, housing cover made of synthetic plastics
Load capacity tested according EN 12531

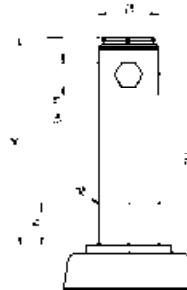


Swivel Casters	Wheel diameter [mm]	Tread width [mm]	Bolt-Ø [mm]	Bolt length [mm]	Offset [mm]	Overall height [mm]	Load capacity [kg]	Order number
	100	15	28	45	31	129	125	2940UAP100R05-28
	100	15	28	45	31	129	125	2940USX100R05-28
	125	12	28	45	37.5	150	125	2940UAP125R05-28
	125	12	28	45	37.5	150	125	2940USX125R05-28
	150	15	28	45	45	175	150	2940UAP150R05-28
	150	15	28	45	45	175	150	2940USX150R05-28

Swivel Casters with central, total or directional lock	Wheel diameter [mm]	Tread width [mm]	Bolt-Ø [mm]	Bolt length [mm]	Offset [mm]	Overall height [mm]	Load capacity [kg]	Order number
	100	15	28	96	31	129	125	2944UAP100R26-28S45
	100	15	28	96	31	129	125	2944USX100R26-28S45
	125	12	28	96	37.5	150	125	2944UAP125R26-28S45
	125	12	28	96	37.5	150	125	2944USX125R26-28S45
	150	15	28	96	45	175	150	2944UAP150R26-28S45
	150	15	28	96	45	175	150	2944USX150R26-28S45

Swivel Casters with central-, total lock	Wheel diameter [mm]	Tread width [mm]	Bolt-Ø [mm]	Bolt length [mm]	Offset [mm]	Overall height [mm]	Load capacity [kg]	Order number
	100	15	28	96	31	129	125	2946UAP100R26-28S45
	100	15	28	96	31	129	125	2946USX100R26-28S45
	125	12	28	96	37.5	150	125	2946UAP125R26-28S45
	125	12	28	96	37.5	150	125	2946USX125R26-28S45
	150	15	28	96	45	175	150	2946UAP150R26-28S45
	150	15	28	96	45	175	150	2946USX150R26-28S45

Washable casters must be sealed in the fitting area by the hospital bed manufacturer.



<p>Wheel: UAP Wheel body: Polyamide. Tread: Polyurethane, precision ball bearing.</p>	<p>Wheel: USX electric conductive, non-marking Wheel center: Polyamide, Tread: Polyurethane, precision ball bearing, sealed, washable</p>	<p>Notice See Pages 221 - 223 for accessories, dimensions and technical descriptions. Various cam profiles are available upon request.</p>	<p>TÜV Certified The performance standard of these casters surpasses even the requirements of the guidelines set in European standard DIN EN 12531.</p>
--	--	---	--

125 - 150kg

Bed Casters Series 2940

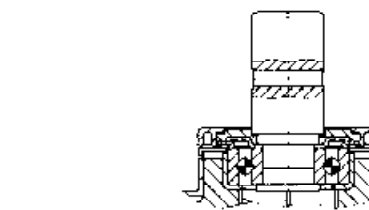
Frame made of pressed steel, precision ball bearings in both wheels and swivel head, housing cover made of synthetic plastics
Load capacity tested according EN 12531



Swivel Casters



Wheel diameter [mm]	Tread width [mm]	Bolt-Ø [mm]	Bolt length [mm]	Offset [mm]	Overall height [mm]	Load capacity [kg]
100	15	32	45	31	129	125
100	15	32	45	31	129	125
125	12	32	45	37.5	150	125
125	12	32	45	37.5	150	125
150	15	32	45	45	175	150
150	15	32	45	45	175	150



Order number

2940UAP100R05-32
2940USX100R05-32
2940UAP125R05-32
2940USX125R05-32
2940UAP150R05-32
2940USX150R05-32

Swivel Casters with central, total or directional lock



Wheel diameter [mm]	Tread width [mm]	Bolt-Ø [mm]	Bolt length [mm]	Offset [mm]	Overall height [mm]	Load capacity [kg]
100	15	32	50	31	129	125
100	15	32	50	31	129	125
125	12	32	50	37.5	150	125
125	12	32	50	37.5	150	125
150	15	32	50	45	175	150
150	15	32	50	45	175	150

Order number

2944UAP100R36-32S30
2944USX100R36-32S30
2944UAP125R36-32S30
2944USX125R36-32S30
2944UAP150R36-32S30
2944USX150R36-32S30

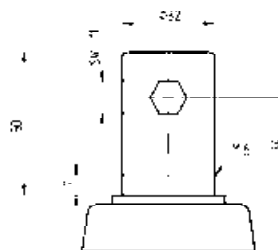
Swivel Casters with central-, total lock




Wheel diameter [mm]	Tread width [mm]	Bolt-Ø [mm]	Bolt length [mm]	Offset [mm]	Overall height [mm]	Load capacity [kg]
100	15	32	50	31	129	125
100	15	32	50	31	129	125
125	12	32	50	37.5	150	125
125	12	32	50	37.5	150	125
150	15	32	50	45	175	150
150	15	32	50	45	175	150

Order number

2946UAP100R36-32S30
2946USX100R36-32S30
2946UAP125R36-32S30
2946USX125R36-32S30
2946UAP150R36-32S30
2946USX150R36-32S30



Washable casters must be sealed in the fitting area by the hospital bed manufacturer.



Wheel: UAP
Wheel body: Polyamide.
Tread: Polyurethane, precision ball bearing.



Wheel: USX electric conductive, non-marking
Wheel center: Polyamide, Tread: Polyurethane, precision ball bearing, sealed, washable



Notice
See Pages 221 - 223 for accessories, dimensions and technical descriptions. Various cam profiles are available upon request.



TÜV Certified
The performance standard of these casters surpasses even the requirements of the guidelines set in European standard DIN EN 12531.



150kg Bed Casters Series INTEGRAL

Frame made of pressed steel, precision ball bearings in both wheels and swivel head, housing cover made of synthetic plastics
Load capacity tested according EN 12531



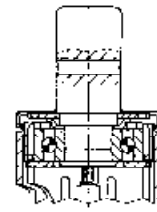
Swivel Casters



Wheel diameter [mm]	Tread width [mm]	Bolt-Ø [mm]	Bolt length [mm]	Offset [mm]	Overall height [mm]	Load capacity [kg]
125	32	28	45	35	158	150
125	32	28	45	35	158	150
150	32	28	45	40	183	150
150	32	28	45	40	183	150
200	35	28	45	60	229	150
200	35	28	45	60	229	150

Order number

2040UAP125R05-28
2040XSX125R05-28
2040UAP150R05-28
2040XSX150R05-28
2040UAX200R05-28
2040XSX200R05-28



Swivel Casters with central, total or directional lock



Wheel diameter [mm]	Tread width [mm]	Bolt-Ø [mm]	Bolt length [mm]	Offset [mm]	Overall height [mm]	Load capacity [kg]
125	32	28	96	35	158	150
125	32	28	96	35	158	150
150	32	28	96	40	183	150
150	32	28	96	40	183	150
200	35	28	96	60	229	150
200	35	28	96	60	229	150

Order number

2044UAP125R26-28S45
2044XSX125R26-28S45
2044UAP150R26-28S45
2044XSX150R26-28S45
2044UAX200R26-28S45
2044XSX200R26-28S45

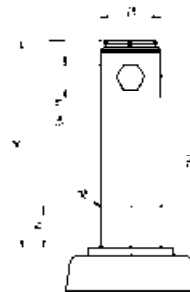
Swivel Casters with central-, total lock



Wheel diameter [mm]	Tread width [mm]	Bolt-Ø [mm]	Bolt length [mm]	Offset [mm]	Overall height [mm]	Load capacity [kg]
125	32	28	96	35	158	150
125	32	28	96	35	158	150
150	32	28	96	40	183	150
150	32	28	96	40	183	150
200	35	28	96	60	229	150
200	35	28	96	60	229	150

Order number

2046UAP125R26-28S45
2046XSX125R26-28S45
2046UAP150R26-28S45
2046XSX150R26-28S45
2046UAX200R26-28S45
2046XSX200R26-28S45



Washable casters must be sealed in the fitting area by the hospital bed manufacturer.



Wheel: UAP
Wheel body: Polyamide.
Tread: Polyurethane, precision ball bearing.



Wheel: UAX
Wheel center: Polyamide, Tread: Polyurethane, precision ball bearing, sealed, washable



Wheel: XSX electric conductive, non-marking
Wheel center: Polyamide, Tread: Polyurethane, precision ball bearing, sealed, washable



TÜV Certified
The performance standard of these casters surpasses even the requirements of the guidelines set in European standard DIN EN 12531.



150kg



Bed Casters Series INTEGRAL stainless

Frame made of stainless steel, precision ball bearings in both wheels and swivel head, housing cover made of synthetic plastics
Load capacity tested according EN 12531



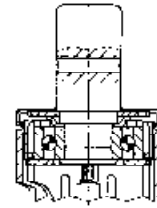
Swivel Casters



Wheel diameter [mm]	Tread width [mm]	Bolt-Ø [mm]	Bolt length [mm]	Offset [mm]	Overall height [mm]	Load capacity [kg]
150	32	28	45	40	183	150
150	32	28	45	40	183	150

Order number

7040UAX150R05-28
7040XSX150R05-28



Swivel Casters with central, total or directional lock



Wheel diameter [mm]	Tread width [mm]	Bolt-Ø [mm]	Bolt length [mm]	Offset [mm]	Overall height [mm]	Load capacity [kg]
150	32	28	96	40	183	150
150	32	28	96	40	183	150

Order number

7044UAX150R26-28S45
7044XSX150R26-28S45

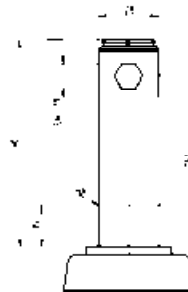
Swivel Casters with central-, total lock



Wheel diameter [mm]	Tread width [mm]	Bolt-Ø [mm]	Bolt length [mm]	Offset [mm]	Overall height [mm]	Load capacity [kg]
150	32	28	96	40	183	150
150	32	28	96	40	183	150

Order number

7046UAX150R26-28S45
7046XSX150R26-28S45



Washable casters must be sealed in the fitting area by the hospital bed manufacturer.

Wheel: UAX
Wheel center: Polyamide, Tread: Polyurethane, precision ball bearing, sealed, washable

Wheel: XSX electric conductive, non-marking
Wheel center: Polyamide, Tread: Polyurethane, precision ball bearing, sealed, washable

Notice
See Pages 221 - 223 for accessories, dimensions and technical descriptions. Various cam profiles are available upon request.

TÜV Certified
The performance standard of these casters surpasses even the requirements of the guidelines set in European standard DIN EN 12531.

100 - 150kg

Bed Caster Series 2440

Swivel caster with central, total or directional lock, housing made of pressed steel, bright zinc plated, blue passivated, covered precision swivel bearing, hardened balls and tracks, bearing sleeve welded to fork, wheel axle with nut, stem with cam hole for profile bars, short version.
Load capacity tested according EN 12530

Swivel Casters	Wheel diameter [mm]	Tread width [mm]	Bolt-Ø [mm]	Bolt length [mm]	Offset [mm]	Overall height [mm]	Load capacity [kg]	Order number	
	200	32		28	45	62	240	100	2440DIP200R05-28
	200	32		28	45	62	240	100	2440DYP200R05-28
	125	32		25.4	45	43	170	100	2440JJP125R05-25.4
	125	32		28	45	43	170	100	2440JJP125R05-28
	125	32		32	45	43	170	100	2440JJP125R05-32
	150	32		25.4	45	50	193	100	2440JJP150R05-25.4
	150	32		28	45	50	193	100	2440JJP150R05-28
	150	32		32	45	50	193	100	2440JJP150R05-32
	200	32		28	45	62	240	100	2440JJP200R05-28
	125	32		32	50	43	170	150	2440UAP125R05-32
	125	32		25.4	45	43	170	150	2440UAP125R05-25.4
	125	32		28	45	43	170	150	2440UAP125R05-28
	150	32		32	50	50	193	150	2440UAP150R05-32
	150	32		25.4	45	50	193	150	2440UAP150R05-25.4
	150	32		28	45	50	193	150	2440UAP150R05-28
	200	32		32	50	62	240	150	2440UAP200R05-32
	200	32		25.4	45	62	240	150	2440UAP200R05-25.4
	200	32		28	45	62	240	150	2440UAP200R05-28
	200	32		28	45	62	240	150	2440UAX200R05-28
	125	32		32	50	43	170	150	2440XSX125R05
	125	32		25.4	45	43	170	150	2440XSX125R05-25.4
	125	32		28	45	43	170	150	2440XSX125R05-28
	150	32		25.4	45	50	193	150	2440XSX150R05-25.4
	150	32		28	45	50	193	150	2440XSX150R05-28
	150	32		32	50	50	193	150	2440XSX150R36-32S
	200	32		25.4	45	62	240	150	2440XSX200R05-25.4
	200	32		28	45	62	240	150	2440XSX200R05-28
	200	32		32	50	62	240	150	2440XSX200R36-32S



Wheel: DIP
Wheel center made of pressed steel, Tread: solid rubber, grey non-marking, with threadguards, precision ball bearing



Wheel: UAP
Wheel center made of Polyamide, Tread: Polyurethane, precision ball bearing



Wheel: UAX
Wheel center: Polyamide, Tread: Polyurethane, precision ball bearing, sealed, washable



Wheel: XSX electric conductive, non-marking
Wheel center: Polyamide, Tread: Polyurethane, precision ball bearing, sealed, washable



100 - 150kg Bed Caster Series 2440

Swivel Caster with central, total or directional lock, housing made of pressed steel, bright zinc plated, blue passivated, covered precision swivel bearing, hardened balls and tracks, bearing sleeve welded to fork, wheel axle with nut, stem with cam hole for profile bars
Load capacity tested according EN 12531

	Wheel diameter [mm]	Tread width [mm]	Bolt-Ø [mm]	Bolt length [mm]	Offset [mm]	Overall height [mm]	Load capacity [kg]	Order number
Swivel Casters with central, total or directional lock								
	125	32	28	96	43	170	100	2444PJP125R26-28S
	125	32	32	50	43	170	100	2444PJP125R36-32
	150	32	28	96	50	193	100	2444PJP150R26-28
	150	32	32	50	50	193	100	2444PJP150R36-32
	200	32	28	96	62	240	100	2444PJP200R26-28S
	125	32	28	96	43	16-	100	2444UAP125R26-28S
	125	32	36	32	43	16-	100	2444UAP125R36-32S
	150	32	28	96	50	193	150	2444UAP150R26-28S
	150	32	36	32	50	193	150	2444UAP150R36-32S
	200	32	28	96	62	240	150	2444UAP200R26-28S
	200	32	36	32	62	240	150	2444UAP200R36-32S
	125	32	28	96	43	16-	100	2444XSX125R26-28S
	125	32	36	32	43	16-	100	2444XSX125R36-32S
	150	32	28	96	50	193	150	2444XSX150R26-28S
	150	32	36	32	50	193	150	2444XSX150R36-32S
	200	32	28	96	62	240	150	2444XSX200R26-28S
	200	32	36	32	62	240	150	2444XSX200R36-32S
Swivel Casters with central-, total lock								
	125	32	28	96	43	170	100	2446PJP125R26-28S
	125	32	32	50	43	170	100	2446PJP125R36-32
	150	32	28	96	50	193	100	2446PJP150R26-28S
	150	32	32	50	50	193	100	2446PJP150R36-32
	200	32	28	96	62	240	100	2446PJP200R26-28S
	125	32	28	96	43	16-	100	2446UAP125R26-28S
	125	32	36	32	43	16-	100	2446UAP125R36-32S
	150	32	28	96	50	193	150	2446UAP150R26-28
	150	32	36	32	50	193	150	2446UAP150R36-32S
	200	32	28	96	62	240	150	2446UAP200R26-28S
	200	32	32	50	62	240	150	2446UAP200R36-32S
	125	32	28	96	43	16-	100	2446XSX125R26-28S
	125	32	36	32	43	16-	100	2446XSX125R36-32S
	150	32	28	96	50	193	150	2446XSX150R26-28
	150	32	36	32	50	193	150	2446XSX150R36-32S
	200	32	28	96	62	240	150	2446XSX200R26-28S
	200	32	32	50	62	240	150	2446XSX200R36-32S

<p>Wheel: PJP Wheel center made of Polypropylene, Tread: TENTEprene (thermoplastic rubber), grey non-marking, precision ball bearing, with threadguards</p>	<p>Wheel: UAP Wheel center made of Polyamide, Tread: Polyurethane, precision ball bearing</p>	<p>Wheel: XSX electric conductive, non-marking Wheel center: Polyamide, Tread: Polyurethane, precision ball bearing, sealed, washable</p>
--	--	--

100kg Care Bed Casters Series 5979

Frame made from high grade synthetic material, double ball bearing swivel head
Load capacity tested according EN 12530



Swivel Casters with central-, total lock

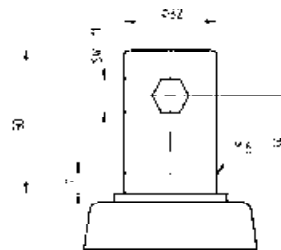


Wheel diameter [mm]	Tread width [mm]	Bolt-Ø [mm]	Bolt length [mm]	Offset [mm]	Overall height [mm]	Load capacity [kg]	Order number
75	25	28	96	29	105	100	5979PIP075R26-28S45

Swivel Casters with central-, total lock



Wheel diameter [mm]	Tread width [mm]	Bolt-Ø [mm]	Bolt length [mm]	Offset [mm]	Overall height [mm]	Load capacity [kg]	Order number
75	25	32	50	29	105	100	5979PIP075R36-32S30



Wheel: PIP
Wheel center: Polypropylene, Tread: solid rubber, grey, non-marking, precision ball bearing

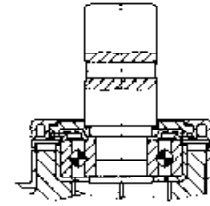


Notice
See Pages 221 - 223 for accessories, dimensions and technical descriptions. Various cam profiles are available upon request.



100kg Care Bed Casters Series 1940

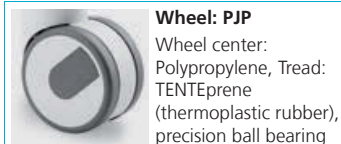
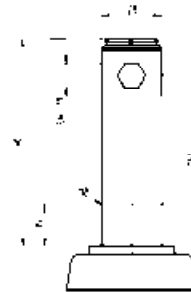
Frame made of pressed steel, precision ball bearings in both wheels and swivel head, housing cover made of synthetic plastics
Load capacity tested according EN 12530



	Wheel diameter [mm]	Tread width [mm]	Bolt-Ø [mm]	Bolt length [mm]	Offset [mm]	Overall height [mm]	Load capacity [kg]	Order number
Swivel Casters								
	100	15	28	45	31	129	100	1940PJP100R05-28

	Wheel diameter [mm]	Tread width [mm]	Bolt-Ø [mm]	Bolt length [mm]	Offset [mm]	Overall height [mm]	Load capacity [kg]	Order number
Swivel Casters with central, total or directional lock								
	100	15	28	96	31	129	100	1944PJP100R26-28S45

	Wheel diameter [mm]	Tread width [mm]	Bolt-Ø [mm]	Bolt length [mm]	Offset [mm]	Overall height [mm]	Load capacity [kg]	Order number
Swivel Casters with central-, total lock								
	100	15	28	96	31	129	100	1946PJP100R26-28S45



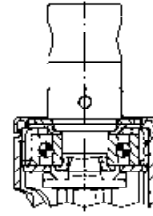
Wheel: PJP
Wheel center: Polypropylene, Tread: TENTEprene (thermoplastic rubber), precision ball bearing



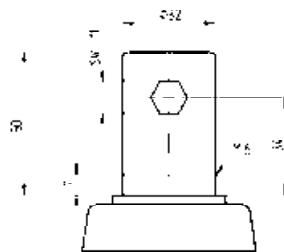
Notice
See Pages 221 - 223 for accessories, dimensions and technical descriptions. Various cam profiles are available upon request.

100kg Care Bed Casters Series 1940

Frame made of pressed steel, precision ball bearings in both wheels and swivel head, housing cover made of synthetic plastics
Load capacity tested according EN 12530



	Wheel diameter [mm]	Tread width [mm]	Bolt-Ø [mm]	Bolt length [mm]	Offset [mm]	Overall height [mm]	Load capacity [kg]	Order number
Swivel Casters								
	100	15	32	45	31	129	100	1940PJP100R05-32
Swivel Casters with central, total or directional lock								
	100	15	32	50	31	129	100	1944PJP100R36-32S30
Swivel Casters with central-, total lock								
	100	15	32	50	31	129	100	1946PJP100R36-32S30



Wheel: PJP
Wheel center: Polypropylene, Tread: TENTEprene (thermoplastic rubber), precision ball bearing



Notice
See Pages 221 - 223 for accessories, dimensions and technical descriptions. Various cam profiles are available upon request.



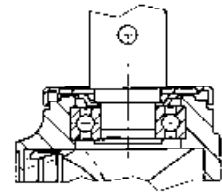
80 - 100kg

Care Bed Casters Series DECORA

Housing made from high grade synthetic materials, with integrated threadguards, precision ball bearing in swivel head
Load capacity tested according EN 12530



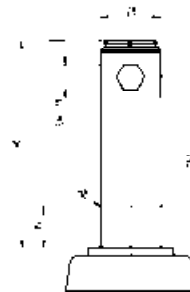
reddot design award winner



Swivel Casters	Wheel diameter [mm]	Tread width [mm]	Bolt-Ø [mm]	Bolt length [mm]	Offset [mm]	Overall height [mm]	Load capacity [kg]	Order number
	100	32	28	45	38	139	80	5440PIP100R05-28
	100	32	28	45	38	139	100	5440PJP100R05-28
	125	32	28	45	41	164	80	5440PIP125R05-28
	125	32	28	45	41	164	100	5440PJP125R05-28

Swivel Casters with central, total or directional lock	Wheel diameter [mm]	Tread width [mm]	Bolt-Ø [mm]	Bolt length [mm]	Offset [mm]	Overall height [mm]	Load capacity [kg]	Order number
	100	32	28	96	38	139	80	5444PIP100R26-28S45
	100	32	28	96	38	139	100	5444PJP100R26-28S45
	125	32	28	96	41	164	80	5444PIP125R26-28S45
	125	32	28	96	41	164	100	5444PJP125R26-28S45

Swivel Casters with central-, total lock	Wheel diameter [mm]	Tread width [mm]	Bolt-Ø [mm]	Bolt length [mm]	Offset [mm]	Overall height [mm]	Load capacity [kg]	Order number
	100	32	28	96	38	139	80	5446PIP100R26-28S45
	100	32	28	96	38	139	100	5446PJP100R26-28S45
	125	32	28	96	41	164	80	5446PIP125R26-28S45
	125	32	28	96	41	164	100	5446PJP125R26-28S45



<p>Wheel: PJP Wheel center: Polypropylene, Tread: TENTEprene (thermoplastic rubber), with integrated threadguards, precision ball bearing</p>	<p>Wheel: PIP Wheel center: Polypropylene, Tread: solid rubber, grey, non-marking, with threadguards, precision ball bearing</p>	<p>Notice See Pages 221 - 223 for accessories, dimensions and technical descriptions. Various cam profiles are available upon request.</p>
--	---	---

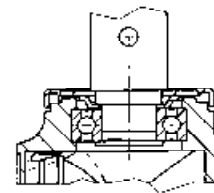
80 - 100kg

Care Bed Casters Series DECORA

Housing made from high grade synthetic materials, with integrated threadguards, precision ball bearing in swivel head
Load capacity tested according EN 12530



reddot design award winner



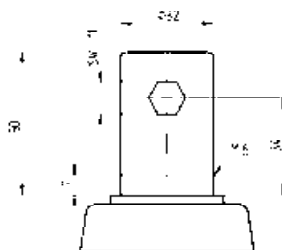
Swivel Casters	Wheel diameter [mm]	Tread width [mm]	Bolt-Ø [mm]	Bolt length [mm]	Offset [mm]	Overall height [mm]	Load capacity [kg]	Order number
	100	32	32	45	38	139	80	5440PIP100R05-32
	100	32	32	45	38	139	100	5440PJP100R05-32
	125	32	32	45	41	164	80	5440PIP125R05-32
	125	32	32	45	41	164	100	5440PJP125R05-32



Swivel Casters with central, total or directional lock	Wheel diameter [mm]	Tread width [mm]	Bolt-Ø [mm]	Bolt length [mm]	Offset [mm]	Overall height [mm]	Load capacity [kg]	Order number
	100	32	32	50	38	139	80	5444PIP100R36-32S30
	100	32	32	50	38	139	100	5444PJP100R36-32S30
	125	32	32	50	41	164	80	5444PIP125R36-32S30
	125	32	32	50	41	164	100	5444PJP125R36-32S30



Swivel Casters with central-, total lock	Wheel diameter [mm]	Tread width [mm]	Bolt-Ø [mm]	Bolt length [mm]	Offset [mm]	Overall height [mm]	Load capacity [kg]	Order number
	100	32	32	50	38	139	80	5446PIP100R36-32S30
	100	32	32	50	38	139	100	5446PJP100R36-32S30
	125	32	32	50	41	164	80	5446PIP125R36-32S30
	125	32	32	50	41	164	100	5446PJP125R36-32S30



Wheel: PJP
Wheel center: Polypropylene, Tread: TENTEprene (thermoplastic rubber), with integrated threadguards, precision ball bearing

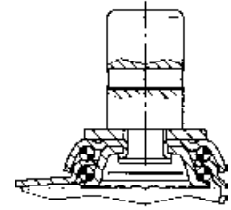
Wheel: PIP
Wheel center: Polypropylene, Tread: solid rubber, grey, non-marking, with threadguards, precision ball bearing

Notice
See Pages 221 - 223 for accessories, dimensions and technical descriptions. Various cam profiles are available upon request.



80 - 100kg Care Bed Casters Series 2470

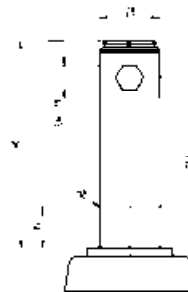
Housing made of pressed steel, bright zinc plated, blue passivated, double ball bearing swivel head, wheel axle with nut
Load capacity tested according EN 12530



	Wheel diameter [mm]	Tread width [mm]	Bolt-Ø [mm]	Bolt length [mm]	Offset [mm]	Overall height [mm]	Load capacity [kg]		Order number
Swivel Casters									
	100	32	28	45	38	138	80		2470YGO100R05-28
	125	32	28	45	41	163	100		2470PJO125R05-28
	125	32	28	45	41	163	100		2470YGO125R05-28
	150	32	28	45	45	188	100		2470PJO150R05-28

	Wheel diameter [mm]	Tread width [mm]	Bolt-Ø [mm]	Bolt length [mm]	Offset [mm]	Overall height [mm]	Load capacity [kg]		Order number
Swivel Casters with central, total or directional lock									
	100	32	28	96	38	138	80		2474YGO100R26-28S45
	125	32	28	96	41	163	100		2474PJO125R26-28S45
	125	32	28	96	41	163	100		2474YGO125R26-28S45
	150	32	28	96	45	188	100		2474PJO150R26-28S45

	Wheel diameter [mm]	Tread width [mm]	Bolt-Ø [mm]	Bolt length [mm]	Offset [mm]	Overall height [mm]	Load capacity [kg]		Order number
Swivel Casters with central-, total lock									
	100	32	28	96	38	138	80		2476YGO100R26-28S45
	125	32	28	96	41	163	100		2476PJO125R26-28S45
	125	32	28	96	41	163	100		2476YGO125R26-28S45
	150	32	28	96	45	188	100		2476PJO150R26-28S45

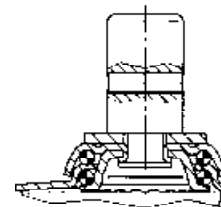


<p>Wheel: PJO Wheel center: Polypropylene, Tread: TENTEprene (thermoplastic rubber), without threadguards, plain bearing</p>	<p>Wheel: YGO electric conductive, non-marking Wheel center: Polypropylene, Tread: TENTEprene (thermoplastic rubber), grey, non-marking, Shore A 85, plain bearing</p>	<p>Notice See Pages 221 - 223 for accessories, dimensions and technical descriptions. Various cam profiles are available upon request.</p>
---	---	---

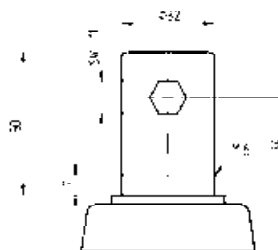
80 - 100kg

Care Bed Casters Series 2470

Housing made of pressed steel, bright zinc plated, blue passivated, double ball bearing swivel head, wheel axle with nut
Load capacity tested according EN 12530



	Wheel diameter [mm]	Tread width [mm]	Bolt-Ø [mm]	Bolt length [mm]	Offset [mm]	Overall height [mm]	Load capacity [kg]	Order number
Swivel Casters								
	100	32	32	45	38	138	80	2470YGO100R05-32
	125	32	32	45	41	163	100	2470PJO125R05-32
	125	32	32	45	41	163	100	2470YGO125R05-32
	150	32	32	45	45	188	100	2470PJO150R05-32
Swivel Casters with central, total or directional lock								
	100	32	32	50	38	138	80	2474YGO100R36-32S30
	125	32	32	50	41	163	100	2474PJO125R36-32S30
	125	32	32	50	41	163	100	2474YGO125R36-32S30
	150	32	32	50	45	188	100	2474PJO150R36-32S30
Swivel Casters with central-, total lock								
	100	32	32	50	38	138	80	2476YGO100R36-32S30
	125	32	32	50	41	163	100	2476PJO125R36-32S30
	125	32	32	50	41	163	100	2476YGO125R36-32S30
	150	32	32	50	45	188	100	2476PJO150R36-32S30

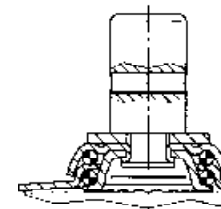


	Wheel: PJO Wheel center: Polypropylene, Tread: TENTEprene (thermoplastic rubber), without threadguards, precision ball bearing		Wheel: YGO electric conductive, non-marking Wheel center: Polypropylene, Tread: TENTEprene (thermoplastic rubber), grey, non-marking, Shore A 85, plain bearing		Notice See Pages 221 - 223 for accessories, dimensions and technical descriptions. Various cam profiles are available upon request.
--	--	--	---	--	---



100kg Care Bed Casters Series 2470

Housing made of pressed steel, bright zinc plated, blue passivated, double ball bearing swivel head, wheel axle with nut
Load capacity tested according EN 12530



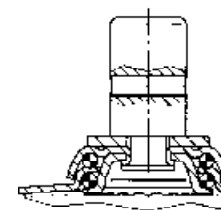
	Wheel diameter [mm]	Tread width [mm]	Bolt-Ø [mm]	Bolt length [mm]	Offset [mm]	Overall height [mm]	Load capacity [kg]		Order number
Swivel Casters									
	100	32	28	45	38	138	100		2470PJP100R05-28
	100	32	28	45	38	138	100		2470XSP100R05-28
	125	32	28	45	41	163	100		2470PJP125R05-28
	125	32	28	45	41	163	100		2470XSP125R05-28
	150	32	28	45	45	188	100		2470PJP150R05-28
	150	32	28	45	45	188	100		2470XSP150R05-28
Swivel Casters with central, total or directional lock									
	100	32	28	96	38	138	100		2474PJP100R26-28S45
	100	32	28	96	38	138	100		2474XSP100R26-28S45
	125	32	28	96	41	163	100		2474PJP125R26-28S45
	125	32	28	96	41	163	100		2474XSP125R26-28S45
	150	32	28	96	45	188	100		2474PJP150R26-28S45
	150	32	28	96	45	188	100		2474XSP150R26-28S45
Swivel Casters with central-, total lock									
	100	32	28	96	38	138	100		2476PJP100R26-28S45
	100	32	28	96	38	138	100		2476XSP100R26-28S45
	125	32	28	96	41	163	100		2476PJP125R26-28S45
	125	32	28	96	41	163	100		2476XSP125R26-28S45
	150	32	28	96	45	188	100		2476PJP150R26-28S45
	150	32	28	96	45	188	100		2476XSP150R26-28S45

 <p>Wheel: PJP Wheel center: Polypropylene, Tread: TENTEprene (thermoplastic rubber), with threadguards, precision ball bearing</p>	 <p>Wheel: XSX electric conductive, non-marking Wheel center: Polyamide, Tread: Polyurethane, with threadguards, precision ball bearing, sealed</p>	 <p>Pressed steel wheels Series 2470 is available with pressed steel wheels DIK and DYK.</p>	 <p>Accessories / Dimensions See Pages 221 - 223 for accessories, dimensions and technical descriptions. Various cam profiles are available upon request.</p>
---	---	--	---

100kg

Care Bed Casters Series 2470

Housing made of pressed steel, bright zinc plated, blue passivated, double ball bearing swivel head, wheel axle with nut
Load capacity tested according EN 12530



	Wheel diameter [mm]	Tread width [mm]	Bolt-Ø [mm]	Bolt length [mm]	Offset [mm]	Overall height [mm]	Load capacity [kg]		Order number
Swivel Casters									
	100	32	32	45	38	138	100		2470PJP100R05-32
	100	32	32	45	38	138	100		2470XSP100R05-32
	125	32	32	45	41	163	100		2470PJP125R05-32
	125	32	32	45	41	163	100		2470XSP125R05-32
	150	32	32	45	45	188	100		2470PJP150R05-32
	150	32	32	45	45	188	100		2470XSP150R05-32
Swivel Casters with central, total or directional lock									
	100	32	32	50	38	138	100		2474PJP100R36-32S30
	100	32	32	50	38	138	100		2474XSP100R36-32S30
	125	32	32	50	41	163	100		2474PJP125R36-32S30
	125	32	32	50	41	163	100		2474XSP125R36-32S30
	150	32	32	50	45	188	100		2474PJP150R36-32S30
	150	32	32	50	45	188	100		2474XSP150R36-32S30
Swivel Casters with central-, total lock									
	100	32	32	50	38	138	100		2476PJP100R36-32S30
	100	32	32	50	38	138	100		2476XSP100R36-32S30
	125	32	32	50	41	163	100		2476PJP125R36-32S30
	125	32	32	50	41	163	100		2476XSP125R36-32S30
	150	32	32	50	45	188	100		2476PJP150R36-32S30
	150	32	32	50	45	188	100		2476XSP150R36-32S30

Wheel: PJP
Wheel center: Polypropylene, Tread: TENTEprene (thermoplastic rubber), with threadguards, precision ball bearing

Wheel: XSX electric conductive, non-marking
Wheel center: Polyamide, Tread: Polyurethane, with threadguards, precision ball bearing, sealed

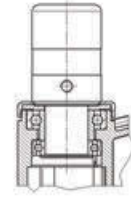
Pressed steel wheels
Series 2470 is available with pressed steel wheels DIK and DYK.





150kg



Casters for Medical Devices Series LINEA

Frame made from high grade synthetic material, two precision ball bearings in swivel head, integrated cable catcher made of Polyethylene
Load capacity tested according EN 12531





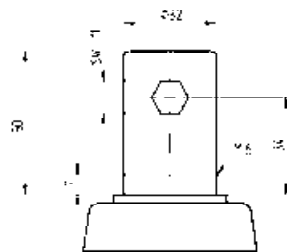
Swivel Casters	Wheel diameter [mm]	Tread width [mm]	Bolt-Ø [mm]	Bolt length [mm]	Offset [mm]	Overall height [mm]	Load capacity [kg]	Order number
	125	15	32	45	40	130	150	5940UAP125R05-32 CC R9002
	150	15	32	45	47.5	155	150	5940UAP150R05-32 CC R9002



Swivel Casters with central, total or directional lock	Wheel diameter [mm]	Tread width [mm]	Bolt-Ø [mm]	Bolt length [mm]	Offset [mm]	Overall height [mm]	Load capacity [kg]	Order number
	125	15	32	50	40	130	150	5944UAP125R36-32S30 CC R9002
	150	15	32	50	47.5	155	150	5944UAP150R36-32S30 CC R9002



Swivel Casters with central-, total lock	Wheel diameter [mm]	Tread width [mm]	Bolt-Ø [mm]	Bolt length [mm]	Offset [mm]	Overall height [mm]	Load capacity [kg]	Order number
	125	15	32	50	40	130	150	5946UAP125R36-32S30 CC R9002
	150	15	32	50	47.5	155	150	5946UAP150R36-32S30 CC R9002



Wheel: UAP
Wheel body: Polyamide.
Tread: Polyurethane, precision ball bearing.

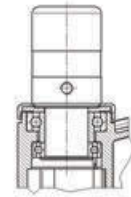
Notice
See Pages 221 - 223 for accessories, dimensions and technical descriptions.

150kg



Casters for Medical Devices Series LINEA

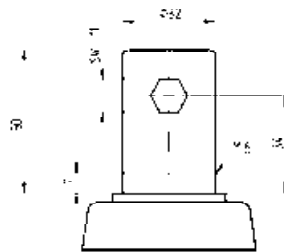
Frame made from high grade synthetic material, two precision ball bearings in swivel head, integrated cable catcher made of Polyethylene
Load capacity tested according EN 12531



	Wheel diameter [mm]	Tread width [mm]	Bolt-Ø [mm]	Bolt length [mm]	Offset [mm]	Overall height [mm]	Load capacity [kg]		Order number
Swivel Casters									
	125	15	32	45	40	130	150		5940UAC125R05-32 CC R9002
	125	15	32	45	40	130	150		5940USC125R05-32 CC R9002
	150	15	32	45	47.5	155	150		5940UAC150R05-32 CC R9002
	150	15	32	45	47.5	155	150		5940USC150R05-32 CC R9002

	Wheel diameter [mm]	Tread width [mm]	Bolt-Ø [mm]	Bolt length [mm]	Offset [mm]	Overall height [mm]	Load capacity [kg]		Order number
Swivel Casters with central, total or directional lock									
	125	15	32	50	40	130	150		5944UAC125R36-32S30 CC R9002
	125	15	32	50	40	130	150		5944USC125R36-32S30 CC R9002
	150	15	32	50	47.5	155	150		5944UAC150R36-32S30 CC R9002
	150	15	32	50	47.5	155	150		5944USC150R36-32S30 CC R9002

	Wheel diameter [mm]	Tread width [mm]	Bolt-Ø [mm]	Bolt length [mm]	Offset [mm]	Overall height [mm]	Load capacity [kg]		Order number
Swivel Casters with central-, total lock									
	125	15	32	50	40	130	150		5946UAC125R36-32S30 CC R9002
	125	15	32	50	40	130	150		5946USC125R36-32S30 CC R9002
	150	15	32	50	47.5	155	150		5946UAC150R36-32S30 CC R9002
	150	15	32	50	47.5	155	150		5946USC150R36-32S30 CC R9002



Washable casters must be sealed in the fitting area by the hospital bed manufacturer.

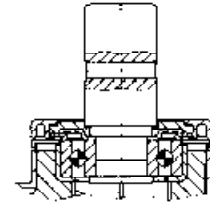
 <p>Wheel: UAC Wheel center: Polyamide, Tread: Polyurethane, precision ball bearing, stainless, washable</p>	 <p>Wheel: USC electric conductive, non-marking Wheel center: Polyamide, Tread: Polyurethane, precision ball bearing, stainless, washable</p>	<p>Notice See Pages 221 - 223 for accessories, dimensions and technical descriptions.</p> 	<p>Washable Casters Washable casters must be sealed in the fitting area by the hospital bed manufacturer.</p> 
--	---	--	--



125kg Casters for Medical Devices Series 3940

Frame made of pressed steel, precision ball bearings in both wheels and swivel head, housing cover made of synthetic plastics, high torsional stability

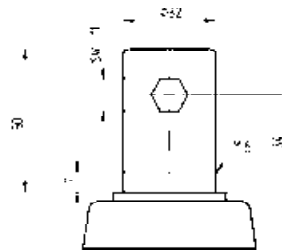
Load capacity tested according EN 12531



	Wheel diameter [mm]	Tread width [mm]	Bolt-Ø [mm]	Bolt length [mm]	Offset [mm]	Overall height [mm]	Load capacity [kg]	Order number
Swivel Casters								
	125	12	32	45	37.5	150	125	3940UAC125R05-32

	Wheel diameter [mm]	Tread width [mm]	Bolt-Ø [mm]	Bolt length [mm]	Offset [mm]	Overall height [mm]	Load capacity [kg]	Order number
Swivel Casters with central, total or directional lock								
	125	12	32	50	37.5	150	125	3944UAC125R36-32S30

	Wheel diameter [mm]	Tread width [mm]	Bolt-Ø [mm]	Bolt length [mm]	Offset [mm]	Overall height [mm]	Load capacity [kg]	Order number
Swivel Casters with central-, total lock								
	125	12	32	50	37.5	150	125	3946UAC125R36-32S30

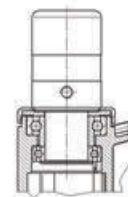


 <p>Wheel: UAC Wheel center: Polyamide, Tread: Polyurethane, precision ball bearing, stainless, washable</p>	 <p>Notice See Pages 221 - 223 for accessories, dimensions and technical descriptions.</p>	 <p>Washable Casters Washable casters must be sealed in the fitting area by the hospital manufacturer</p>
--	--	---

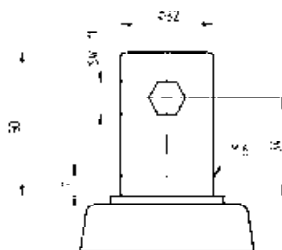
250kg

Casters for Medical Devices Series BARIATRIC

Frame made of pressed steel, precision ball bearings in both wheels and swivel head, housing cover made of synthetic plastics
Load capacity tested according EN 12531



	Wheel diameter [mm]	Tread width [mm]	Bolt-Ø [mm]	Bolt length [mm]	Offset [mm]	Overall height [mm]	Load capacity [kg]	Order number
Swivel Casters								
	150	15	32	45	45	193	250	3940UAP150R05-32
Swivel Casters with central, total or directional lock								
	150	15	32	50	45	193	250	3944UAP150R36-32S30
Swivel Casters with central-, total lock								
	150	15	32	50	45	193	250	3946UAP150R36-32S30



Wheel: UAP
Wheel body: Polyamide.
Tread: Polyurethane, precision ball bearing.



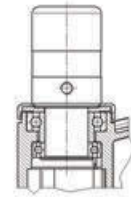
Notice
See Pages 221 - 223 for accessories, dimensions and technical descriptions.



200kg

Casters for Medical Devices Series LINEA

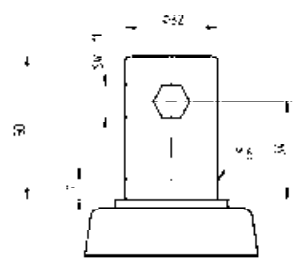
Frame made from high grade synthetic material, two precision ball bearings in swivel head, high torsional stability
Load capacity tested according EN 12530



	Wheel diameter [mm]	Tread width [mm]	Bolt-Ø [mm]	Bolt length [mm]	Offset [mm]	Overall height [mm]	Load capacity [kg]	Order number
Swivel Casters								
	150	15	32	45	47.5	155	200	5980UAP150R05-32

	Wheel diameter [mm]	Tread width [mm]	Bolt-Ø [mm]	Bolt length [mm]	Offset [mm]	Overall height [mm]	Load capacity [kg]	Order number
Swivel Casters with central, total or directional lock								
	150	15	32	50	47.5	155	200	5984UAP150R36-32S30

	Wheel diameter [mm]	Tread width [mm]	Bolt-Ø [mm]	Bolt length [mm]	Offset [mm]	Overall height [mm]	Load capacity [kg]	Order number
Swivel Casters with central-, total lock								
	150	15	32	50	47.5	155	200	5986UAP150R36-32S30






	<p>Wheel: UAP Wheel body: Polyamide. Tread: Polyurethane, precision ball bearing.</p>		<p>Notice See Pages 221 - 223 for accessories, dimensions and technical descriptions.</p>
--	--	--	--

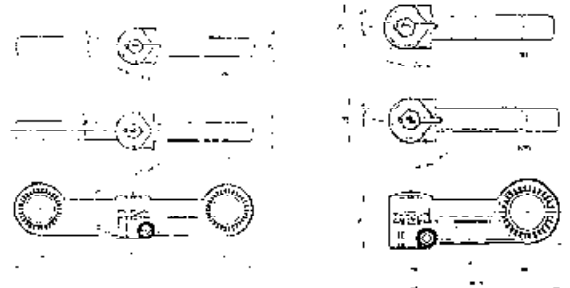
Change levers


for central locking caster system

Material: fiber-glass-reinforced Polyamide.

Change levers will be delivered with a stainless steel screw.

Accessory		Order number	
		Double Lever 30 - grey Double Lever 30 - silver Double Lever 45 left - grey Double Lever 45 left - silver Double Lever 45 right - grey Double Lever 45 right - silver	
Accessory		Order number	
		Lever 30 - grey Lever 30 - silver Lever 45 left - grey Lever 45 left - silver Lever 45 right - grey Lever 45 right - silver	
Accessory		Order number	
		Lever 180 30 - grey Lever 180 30 - silver	



Accessory								Express / In Stock	Order number	
									Bearing Bush	

Assembly notice

All casters are supplied with an easily removable plastic alignment pin in the fitting hole. This pin should not be removed until immediately prior to assembly of the caster. This ensures factory adjustments are not accidentally changed.



Adjustments are possible

These bed casters are adjusted upon shipment. Adjustment after normal long term use is possible.

"My casters roll smooth - round the clock."



TENTE Industrial

Are you looking for reliable helpers who can complete their tasks even under tough conditions, without resistance? We've got 'em: TENTE Industrial Casters. TENTE casters are ideal for permanent use on waste disposal systems and industrial applications, in dust, moisture and uneven floors. Our well-engineered technology, in the TENTE quality, keeps us prepared for new challenges. Simply tell us what you need, and we will get the solution rolling for you. You can rely on the quality and service provided by TENTE.



COMPONENT

Contact us for a list of NSF certified casters.

Industrial

Industrial casters	226
Casters with central lock	263
Stainless steel casters	268
Heat resisting casters	277
Wheels	279

Watch our TENTE series 3476/P67 movie:





100 - 120kg

Industrial Casters Series 3430

Housing made of pressed steel, bright zinc plated, blue passivated, single ball race swivel head, axle riveted

Drawings of plate fittings see page 42 - 43.

Load capacity tested according EN 12532

	Wheel diameter [mm]	Tread width [mm]	Plate size [mm]	Plate hole centers [mm]	Plate hole [mm]	Offset [mm]	Overall height [mm]	Load capacity [kg]		
Swivel Casters									Order number	
	58	28	80 x 60	60 x 40	7,5	21	76	100	3430POI058P60-80x60	
	65	30	95 x 70	77/66,5 x 52/45	8	22	83	120	3430POO065P60-95x70	
Rigid Casters									Order number	
	65	30	95 x 54	71 x 24	8		83	120	3438POO065P60-95x54	

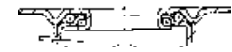
**Wheel: POI/POO**

Wheel: Polypropylene,
without threadguards,
plain bearing

125 - 200kg

Industrial Casters Series 3360

Housing made of pressed steel, bright zinc plated, blue passivated, double ball bearing swivel head, dustguard, wheel axle with nut
 Drawings of plate fittings see page 42 - 43.
 Load capacity tested according EN 12532



	Wheel diameter [mm]	Tread width [mm]	Plate size [mm]	Plate hole centers [mm]	Plate hole [mm]	Offset [mm]	Overall height [mm]	Load capacity [kg]		
Swivel Casters									Order number	
	100	36	105 x 85	80/77 x 60	9	32	128	150	3360POO100P62	
	100	36	105 x 85	80/77 x 60	9	32	128	150	3360POR100P62	
	125	40	105 x 85	80/77 x 60	9	40	155	125	3360POO125P62	
	125	40	105 x 85	80/77 x 60	9	40	155	125	3360POR125P62	
Rigid Casters									Order number	
	100	36	103 x 85	80/77 x 60	9		128	150	3478POO100P62	
	100	36	103 x 85	80/77 x 60	9		128	160	3478POR100P62	
	125	40	103 x 85	80/77 x 60	9		155	200	3478POO125P62	
	125	40	103 x 85	80/77 x 60	9		155	200	3478POR125P62	
Swivel Casters									Order number	
	108	36	105 x 85	80/77 x 60	9	32	132	150	3360POJ108P62	
Rigid Casters									Order number	
	108	36	103 x 85	80/77 x 60	9		132	150	3478POJ108P62	



Wheel: POJ
 Wheel: Polypropylene, black, with small threadguards, roller bearing



Wheel: POO
 Wheel: Polypropylene, black, without threadguards, plain bearing

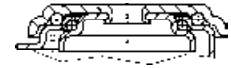


Wheel: POR
 Wheel: Polypropylene, black, without threadguards, roller bearing





100 - 125kg Industrial Casters Series 3360

Housing made of pressed steel, bright zinc plated, blue passivated, double ball bearing swivel head, dustguard, wheel axle with nut
 Drawings of plate fittings see page 42 - 43.
 Load capacity tested according EN 12532



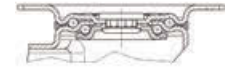
	Wheel diameter [mm]	Tread width [mm]			Offset [mm]	Overall height [mm]	Load capacity [kg]		Order number
Swivel Casters									
	80	34			32	108	100		3360POO080P30-11
	80	34			32	108	100		3360POO080P30-13
	100	36			32	128	125		3360POO100P30-11
	100	36			32	128	125		3360POO100P30-13
	125	40			40	155	100		3360POO125P30-11
	125	40			40	155	100		3360POO125P30-13
	80	34			32	108	100		3360POR080P30-11
	80	34			32	108	100		3360POR080P30-13
	100	36			32	128	125		3360POR100P30-11
	100	36			32	128	125		3360POR100P30-13
	125	40			40	155	100		3360POR125P30-11
	125	40			40	155	100		3360POR125P30-13

 <p>Wheel: POO Wheel: Polypropylene, black, without threadguards, plain bearing</p>	 <p>Wheel: POR Wheel: Polypropylene, black, without threadguards, roller bearing</p>
--	---


80 - 200kg

Industrial Casters Series 3370

Housing made of pressed steel, bright zinc plated, blue passivated, double ball bearing swivel head, dustguard, wheel axle with nut
 Drawings of plate fittings see page 42 - 43.
 Load capacity tested according EN 12532



	Wheel diameter [mm]	Tread width [mm]	Plate size [mm]	Plate hole centers [mm]	Plate hole [mm]	Offset [mm]	Overall height [mm]	Load capacity [kg]		
Swivel Casters									Order number	
	100	32	105 x 85	80/77 x 60	9	41	128	80	3370PJR100P62	
	125	32	105 x 85	80/77 x 60	9	40	155	100	3370PJR125P62	
	160	40	137 x 105	105 x 80/77	11	57.5	200	135	3370PJR160P63	
	200	40	137 x 105	105 x 80/77	11	52.5	240	160	3370PJR200P63	
Rigid Casters									Order number	
	100	32	103 x 85	80/77 x 60	9		128	80	3478PJR100P62	
	125	32	103 x 85	80/77 x 60	9		155	100	3478PJR125P62	
	160	40	137 x 115	105 x 80/75	11		200	160	3478PJR160P63	
	200	40	137 x 115	105 x 80/75	11		240	200	3478PJR200P63	
Swivel Casters with total lock									Order number	
	100	32	105 x 85	80/77 x 60	9	41	128	80	3377PJR100P62	
	125	32	105 x 85	80/77 x 60	9	40	155	100	3377PJR125P62	
	160	40	137 x 105	105 x 80/77	11	57.5	200	135	3377PJR160P63	
	200	40	137 x 105	105 x 80/77	11	52.5	240	160	3377PJR200P63	



Wheel: PJR
 Wheel center: Polypropylene, Tread: TENTEprene (thermoplastic rubber), without threadguards, roller bearing



Bolt hole P30 (Ø 100 - 125 mm)
 These casters are available with center hole on request. For further assistance please contact us.

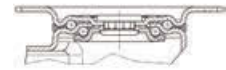


100 - 400kg

Industrial Casters Series 3370

Housing made of pressed steel, bright zinc plated, blue passivated, double ball bearing swivel head, dustguard, wheel axle with nut
 Drawings of plate fittings see page 42 - 43.
 Load capacity tested according EN 12532

	Wheel diameter [mm]	Tread width [mm]	Plate size [mm]	Plate hole centers [mm]	Plate hole [mm]	Offset [mm]	Overall height [mm]	Load capacity [kg]		
Swivel Casters									Order number	
	100	34	105 x 85	80/77 x 60	9	41	128	100	3370UFR100P62	
	125	40	105 x 85	80/77 x 60	9	40	155	125	3370UFR125P62	
	160	46	137 x 105	105 x 80/77	11	57.5	200	135	3370UFR160P63	
	200	46	137 x 105	105 x 80/77	11	52.5	240	160	3370UFR200P63	
Rigid Casters									Order number	
	100	34	103 x 85	80/77 x 60	9		128	160	3478UFR100P62	
	125	40	103 x 85	80/77 x 60	9		155	250	3478UFR125P62	
	160	46	137 x 115	105 x 80/75	11		200	300	3478UFR160P63	
	200	46	137 x 115	105 x 80/75	11		240	400	3478UFR200P63	
Swivel Casters with total lock									Order number	
	100	34	105 x 85	80/77 x 60	9	41	128	100	3377UFR100P62	
	125	40	105 x 85	80/77 x 60	9	40	155	100	3377UFR125P62	
	160	46	137 x 105	105 x 80/77	11	57.5	200	135	3377UFR160P63	
	200	46	137 x 105	105 x 80/77	11	52.5	240	160	3377UFR200P63	



Wheel: UFR
 Wheel center:
 Polyamide, Tread:
 Elastic-tire, grey, non-
 marking, without
 threadguards, roller
 bearing

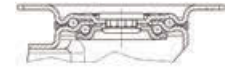








**Bolt hole P30
 (Ø 100 - 125 mm)**
 These casters are
 available with center
 hole on request. For
 further assistance please
 contact us.

100 - 250kg

Industrial Casters Series 3370

Housing made of pressed steel, bright zinc plated, blue passivated, double ball bearing swivel head, dustguard, wheel axle with nut
 Drawings of plate fittings see page 42 - 43.
 Load capacity tested according EN 12532



	Wheel diameter [mm]	Tread width [mm]	Plate size [mm]	Plate hole centers [mm]	Plate hole [mm]	Offset [mm]	Overall height [mm]	Load capacity [kg]		
Swivel Casters									Order number	
	100	34	105 x 85	80/77 x 60	9	41	128	100	3370UFR100P62 blue	
	125	40	105 x 85	80/77 x 60	9	40	155	125	3370UFR125P62 blue	
Rigid Casters									Order number	
	100	34	103 x 85	80/77 x 60	9		128	160	3478UFR100P62 blue	
	125	40	103 x 85	80/77 x 60	9		155	250	3478UFR125P62 blue	
Swivel Casters with total lock									Order number	
	100	34	105 x 85	80/77 x 60	9	41	128	100	3377UFR100P62 blue	
	125	40	105 x 85	80/77 x 60	9	40	155	125	3377UFR125P62 blue	



Wheel: UFR blue
 Wheel center: Polyamide, black, Tread: Elastic-tire, blue, non-marking, without threadguards, roller bearing

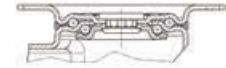


Bolt hole P30
 These casters are available with center hole on request. For further assistance please contact us.



70 - 200kg Industrial Casters Series 3370

Housing made of pressed steel, bright zinc plated, blue passivated, double ball bearing swivel head, dustguard, wheel axle with nut
 Drawings of plate fittings see page 42 - 43.
 Load capacity tested according EN 12532



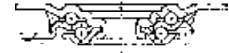
	Wheel diameter [mm]	Tread width [mm]	Plate size [mm]	Plate hole centers [mm]	Plate hole [mm]	Offset [mm]	Overall height [mm]	Load capacity [kg]		
Swivel Casters									Order number	
	80	34	105 x 85	80/77 x 60	9	44.5	108	70	3370POR080P62	
	100	36	105 x 85	80/77 x 60	9	41	128	100	3370POO100P62	
	100	36	105 x 85	80/77 x 60	9	41	128	100	3370POR100P62	
	125	40	105 x 85	80/77 x 60	9	40	155	125	3370POO125P62	
	125	40	105 x 85	80/77 x 60	9	40	155	125	3370POR125P62	
Rigid Casters									Order number	
	80	34	103 x 85	80/77 x 60	9		108	125	3478POR080P62	
	100	36	103 x 85	80/77 x 60	9		128	150	3478POO100P62	
	100	36	103 x 85	80/77 x 60	9		128	160	3478POR100P62	
	125	40	103 x 85	80/77 x 60	9		155	200	3478POO125P62	
	125	40	103 x 85	80/77 x 60	9		155	200	3478POR125P62	
Swivel Casters with total lock									Order number	
	80	34	105 x 85	80/77 x 60	9	44.5	108	70	3377POR080P62	
	100	36	105 x 85	80/77 x 60	9	41	128	100	3377POR100P62	
	125	40	105 x 85	80/77 x 60	9	40	155	125	3377POR125P62	

 <p>Wheel: POO Wheel: Polypropylene, black, without threadguards, plain bearing</p>	 <p>Wheel: POR Wheel: Polypropylene, black, without threadguards, roller bearing</p>	 <p>Bolt hole P30 These casters are available with center hole on request. For further assistance please contact us.</p>
---	--	--

100kg

Industrial Casters Series 3470

Housing made of pressed steel, bright zinc plated, blue passivated, double ball bearing swivel head, dustguard, wheel axle with nut
 Drawings of plate fittings see page 42 - 43.
 Load capacity tested according EN 12532



	Wheel diameter [mm]	Tread width [mm]	Plate size [mm]	Plate hole centers [mm]	Plate hole [mm]	Offset [mm]	Overall height [mm]	Load capacity [kg]	Order number
Swivel Casters									
	80	35	105 x 85	80/77 x 60	9	44.5	108	100	3470UVH080P62
Rigid Casters									
	80	35	103 x 85	80/77 x 60	9	108	100		3478UVH080P62
Swivel Casters with total lock									
	80	35	105 x 85	80/77 x 60	9	44.5	108	100	3477UVH080P62

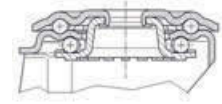


Wheel: UVH
 Wheel center:
 Polyamide, Tread: solid
 rubber, black, with
 threadguards, plain
 bearing



100kg Industrial Casters Series 3470

Housing made of pressed steel, bright zinc plated, blue passivated, double ball bearing swivel head, wheel axle with nut
Load capacity tested according EN 12532




Swivel Casters	Wheel diameter [mm]	Tread width [mm]	Center hole [mm]			Offset [mm]	Overall height [mm]	Load capacity [kg]	Order number
  	80	35	13			44.5	108	100	3470UVH080P30-13



Swivel Casters with total lock	Wheel diameter [mm]	Tread width [mm]	Center hole [mm]			Offset [mm]	Overall height [mm]	Load capacity [kg]	Order number
  	80	35	13			44.5	108	100	3477UVH080P30-13





Wheel: UVH
Wheel center: Polyamide, Tread: solid rubber, black, with threadguards, plain bearing

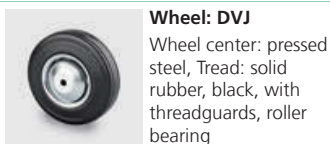
70 - 205kg

Industrial Casters Series 3470


Housing made of pressed steel, bright zinc plated, blue passivated, double ball bearing swivel head, dustguard, wheel axle with nut
 Drawings of plate fittings see page 42 - 43.
 Load capacity tested according EN 12532



	Wheel diameter [mm]	Tread width [mm]	Plate size [mm]	Plate hole centers [mm]	Plate hole [mm]	Offset [mm]	Overall height [mm]	Load capacity [kg]		
Swivel Casters									Order number	
	100	30	105 x 85	80/77 x 60	9	41	128	70	3470DVJ100P62	
	125	37	105 x 85	80/77 x 60	9	40	155	100	3470DVJ125P62	
	160	40	137 x 105	105 x 80/75	11	55	200	135	3470DVJ160P63	
	200	50	137 x 105	105 x 80/75	11	55	240	205	3470DVJ200P63	
Rigid Casters									Order number	
	100	30	103 x 85	80/77 x 60	9		128	70	3478DVJ100P62	
	125	37	103 x 85	80/77 x 60	9		155	100	3478DVJ125P62	
	160	40	137 x 115	105 x 80/75	11		200	135	3478DVJ160P63	
	200	50	137 x 115	105 x 80/75	11		240	205	3478DVJ200P63	
Swivel Casters with total lock									Order number	
	100	30	105 x 85	80/77 x 60	9	41	128	70	3477DVJ100P62	
	125	37	105 x 85	80/77 x 60	9	40	155	100	3477DVJ125P62	
	160	40	137 x 105	105 x 80/75	11	60	200	135	3477DVJ160P63	
	200	50	137 x 105	105 x 80/75	11	55	240	205	3477DVJ200P63	


Wheel: DVJ

Wheel center: pressed steel, Tread: solid rubber, black, with threadguards, roller bearing


Directional lock

Castors with directional lock are available in all sizes.

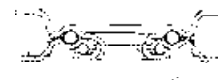


70 - 205kg

Industrial Casters Series 3470

Housing made of pressed steel, bright zinc plated, blue passivated, double ball bearing swivel head, dustguard, wheel axle with nut
 Drawings of plate fittings see page 42 - 43.
 Load capacity tested according EN 12532

	Wheel diameter [mm]	Tread width [mm]	Plate size [mm]	Plate hole centers [mm]	Plate hole [mm]	Offset [mm]	Overall height [mm]	Load capacity [kg]		
Swivel Casters									Order number	
	100	30	105 x 85	80/77 x 60	9	41	128	70	3470DIR100P62	
	125	37	105 x 85	80/77 x 60	9	40	155	100	3470DIR125P62	
	160	40	137 x 105	105 x 80/75	11	55	200	135	3470DIR160P63	
	200	50	137 x 105	105 x 80/75	11	55	240	205	3470DIR200P63	
Rigid Casters									Order number	
	100	30	103 x 85	80/77 x 60	9		128	70	3478DIR100P62	
	125	37	103 x 85	80/77 x 60	9		155	100	3478DIR125P62	
	160	40	137 x 115	105 x 80/75	11		200	135	3478DIR160P63	
	200	50	137 x 115	105 x 80/75	11		240	205	3478DIR200P63	
Swivel Casters with total lock									Order number	
	100	30	105 x 85	80/77 x 60	9	41	128	70	3477DIR100P62	
	125	37	105 x 85	80/77 x 60	9	40	155	100	3477DIR125P62	
	160	40	137 x 105	105 x 80/75	11	60	200	135	3477DIR160P63	
	200	50	137 x 105	105 x 80/75	11	55	240	205	3477DIR200P63	

**Wheel: DIR**

Wheel center: pressed steel, Tread: solid rubber, grey, non-marking, without threadguards, roller bearing

**Directional lock**

Castors with directional lock are available in all sizes.

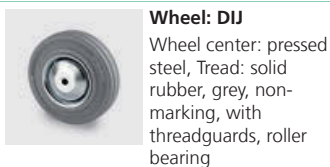
70 - 205kg

Industrial Casters Series 3470

Housing made of pressed steel, bright zinc plated, blue passivated, double ball bearing swivel head, dustguard, wheel axle with nut
 Drawings of plate fittings see page 42 - 43.
 Load capacity tested according EN 12532



	Wheel diameter [mm]	Tread width [mm]	Plate size [mm]	Plate hole centers [mm]	Plate hole [mm]	Offset [mm]	Overall height [mm]	Load capacity [kg]		
Swivel Casters									Order number	
	100	30	105 x 85	80/77 x 60	9	41	128	70	3470DIJ100P62	
	125	37	105 x 85	80/77 x 60	9	40	155	100	3470DIJ125P62	
	160	40	137 x 105	105 x 80/75	11	55	200	135	3470DIJ160P63	
	200	50	137 x 105	105 x 80/75	11	55	240	205	3470DIJ200P63	
Rigid Casters									Order number	
	100	30	103 x 85	80/77 x 60	9		128	70	3478DIJ100P62	
	125	37	103 x 85	80/77 x 60	9		155	100	3478DIJ125P62	
	160	40	137 x 115	105 x 80/75	11		200	135	3478DIJ160P63	
	200	50	137 x 115	105 x 80/75	11		240	205	3478DIJ200P63	
Swivel Casters with total lock									Order number	
	100	30	105 x 85	80/77 x 60	9	41	128	70	3477DIJ100P62	
	125	37	105 x 85	80/77 x 60	9	40	155	100	3477DIJ125P62	
	160	40	137 x 105	105 x 80/75	11	60	200	135	3477DIJ160P63	
	200	50	137 x 105	105 x 80/75	11	55	240	205	3477DIJ200P63	


Wheel: DIJ

Wheel center: pressed steel, Tread: solid rubber, grey, non-marking, with threadguards, roller bearing


Directional lock

Castors with directional lock are available in all sizes.

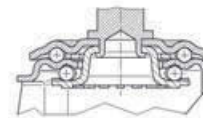


70 - 205kg

Industrial Casters Series 3470

Housing made of pressed steel, bright zinc plated, blue passivated, double ball bearing swivel head, wheel axle with nut
Load capacity tested according EN 12532

	Wheel diameter [mm]	Tread width [mm]	Bolt-Ø [mm]	Bolt length [mm]	Offset [mm]	Overall height [mm]	Load capacity [kg]	
Swivel Casters								Order number
	100	30	20	45	41	132	70	3470DIR100R05-20x45
	100	30	28	45	41	132	70	3470DIR100R05-28x45
	125	37	20	45	40	159	100	3470DIR125R05-20x45
	125	37	28	45	40	159	100	3470DIR125R05-28x45
	160	40	20	45	55	195	135	3470DIR160R05-20x45
	160	40	28	45	55	195	135	3470DIR160R05-28x45
	200	50	20	45	55	235	205	3470DIR200R05-20x45
	200	50	28	45	55	235	205	3470DIR200R05-28x45

**Wheel: DIR**

Wheel center: pressed steel, Tread: solid rubber, grey, non-marking, without threadguards, roller bearing

**Accessories**

Matching adapters can be found on page 192.



Additional stem dimensions available upon request.

80 - 100kg

Industrial Casters Series 3470

Housing made of pressed steel, bright zinc plated, blue passivated, double ball bearing swivel head, dustguard, wheel axle with nut
 Drawings of plate fittings see page 42 - 43.
 Load capacity tested according EN 12532



	Wheel diameter [mm]	Tread width [mm]	Plate size [mm]	Plate hole centers [mm]	Plate hole [mm]	Offset [mm]	Overall height [mm]	Load capacity [kg]		Order number
Swivel Casters										
	100	32	105 x 85	80/77 x 60	9	41	128	80		3470PJO100P62
	125	32	105 x 85	80/77 x 60	9	40	155	100		3470PJO125P62
Rigid Casters										
	100	32	103 x 85	80/77 x 60	9		128	80		3478PJO100P62
	125	32	103 x 85	80/77 x 60	9		155	100		3478PJO125P62
Swivel Casters with total lock										
	100	32	105 x 85	80/77 x 60	9	41	128	80		3477PJO100P62
	125	32	105 x 85	80/77 x 60	9	40	155	100		3477PJO125P62

Wheel: PJO
 Wheel center:
 Polypropylene, Tread:
 TENTEprene
 (thermoplastic rubber),
 without threadguards,
 plain bearing

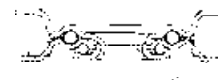
Directional lock
 Casters with directional
 lock are available in all
 sizes.



80 - 200kg

Industrial Casters Series 3470


Housing made of pressed steel, bright zinc plated, blue passivated, double ball bearing swivel head, dustguard, wheel axle with nut
 Drawings of plate fittings see page 42 - 43.
 Load capacity tested according EN 12532



	Wheel diameter [mm]	Tread width [mm]	Plate size [mm]	Plate hole centers [mm]	Plate hole [mm]	Offset [mm]	Overall height [mm]	Load capacity [kg]		Order number
Swivel Casters										
	100	32	105 x 85	80/77 x 60	9	41	128	80		3470PJR100P62
	125	32	105 x 85	80/77 x 60	9	40	155	100		3470PJR125P62
	160	40	137 x 105	105 x 80/75	11	55	200	200		3470PJR160P63
	200	40	137 x 105	105 x 80/75	11	55	240	200		3470PJR200P63
Rigid Casters										Order number
	100	32	103 x 85	80/77 x 60	9		128	80		3478PJR100P62
	125	32	103 x 85	80/77 x 60	9		155	100		3478PJR125P62
	160	40	137 x 115	105 x 80/75	11		200	160		3478PJR160P63
	200	40	137 x 115	105 x 80/75	11		240	200		3478PJR200P63
Swivel Casters with total lock										Order number
	100	32	105 x 85	80/77 x 60	9	41	128	80		3477PJR100P62
	125	32	105 x 85	80/77 x 60	9	40	155	100		3477PJR125P62
	160	40	137 x 105	105 x 80/75	11	60	200	200		3477PJR160P63
	200	40	137 x 105	105 x 80/75	11	55	240	200		3477PJR200P63



Wheel: PJR
 Wheel center: Polypropylene, Tread: TENTEprene (thermoplastic rubber), without threadguards, roller bearing



Directional lock
 Casters with directional lock are available in all sizes.

100 - 350kg

Industrial Casters Series 3470

Housing made of pressed steel, bright zinc plated, blue passivated, double ball bearing swivel head, dustguard, wheel axle with nut
 Drawings of plate fittings see page 42 - 43.
 Load capacity tested according EN 12532




	Wheel diameter [mm]	Tread width [mm]	Plate size [mm]	Plate hole centers [mm]	Plate hole [mm]	Offset [mm]	Overall height [mm]	Load capacity [kg]		
Swivel Casters									Order number	
	80	38	105 x 85	80/77 x 60	9	44.5	108	150	3470UAR080P62 grey	
	80	32	105 x 85	80/77 x 60	9	44.5	108	100	3470UAR080P62 red	
	100	32	105 x 85	80/77 x 60	9	41	128	150	3470UAR100P62 grey	
	100	32	105 x 85	80/77 x 60	9	41	128	150	3470UAR100P62 red	
	125	32	105 x 85	80/77 x 60	9	40	155	200	3470UAR125P62 red	
	125	40	137 x 105	105 x 80/75	11	55	161	300	3470UAR125P63 red	
	160	40	137 x 105	105 x 80/75	11	55	200	350	3470UAR160P63 red	
200	46	137 x 105	105 x 80/75	11	55	240	350	3470UAR200P63 red		
Rigid Casters									Order number	
	80	38	103 x 85	80/77 x 60	9		108	150	3478UAR080P62 grey	
	80	32	103 x 85	80/77 x 60	9		108	100	3478UAR080P62 red	
	100	32	103 x 85	80/77 x 60	9		128	150	3478UAR100P62 grey	
	100	32	103 x 85	80/77 x 60	9		128	150	3478UAR100P62 red	
	125	32	103 x 85	80/77 x 60	9		155	200	3478UAR125P62 red	
	125	40	137 x 115	105 x 80/75	11		161	300	3478UAR125P63 red	
	160	40	137 x 115	105 x 80/75	11		200	350	3478UAR160P63 red	
200	46	137 x 115	105 x 80/75	11		240	350	3478UAR200P63 red		
Swivel Casters with total lock									Order number	
	80	38	105 x 85	80/77 x 60	9	44.5	108	150	3477UAR080P62 grey	
	80	32	105 x 85	80/77 x 60	9	44.5	108	100	3477UAR080P62 red	
	100	32	105 x 85	80/77 x 60	9	41	128	150	3477UAR100P62 grey	
	100	32	105 x 85	80/77 x 60	9	41	128	150	3477UAR100P62 red	
	125	32	105 x 85	80/77 x 60	9	40	155	200	3477UAR125P62 red	
	125	40	137 x 105	105 x 80/75	11	60	161	300	3477UAR125P63 red	
	160	40	137 x 105	105 x 80/75	11	60	200	350	3477UAR160P63 red	
200	46	137 x 105	105 x 80/75	11	55	240	350	3477UAR200P63 red		



Wheel: UAR grey
 Wheel center: Polyamide, Tread: Polyurethane, without threadguards, roller bearing



Wheel: UAR red
 Wheel center: Polyamide, Tread: Polyurethane, without threadguards, roller bearing



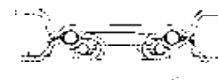
Directional lock
 Casters with directional lock are available in all sizes.



160 - 200kg

Noise reducing Casters Series SYNTECH

Housing made of pressed steel, bright zinc plated, blue passivated, double ball bearing swivel head, dustguard, wheel axle with nut
 Drawings of plate fittings see page 42 - 43.
 Load capacity tested according EN 12532



	Wheel diameter [mm]	Tread width [mm]	Plate size [mm]	Plate hole centers [mm]	Plate hole [mm]	Offset [mm]	Overall height [mm]	Load capacity [kg]		Order number
Swivel Casters										
	100	36	105 x 85	80/77 x 60	9	41	128	160		3470HUR100P62 grey
	100	36	105 x 85	80/77 x 60	9	41	128	160		3470HUR100P62 white
	125	36	105 x 85	80/77 x 60	9	40	155	200		3470HUR125P62 grey
	125	36	105 x 85	80/77 x 60	9	40	155	200		3470HUR125P62 white
Rigid Casters										Order number
	100	36	103 x 85	80/77 x 60	9		128	160		3478HUR100P62 grey
	100	36	103 x 85	80/77 x 60	9		128	160		3478HUR100P62 white
	125	36	103 x 85	80/77 x 60	9		155	200		3478HUR125P62 grey
	125	36	103 x 85	80/77 x 60	9		155	200		3478HUR125P62 white
Swivel Casters with total lock										Order number
	100	36	105 x 85	80/77 x 60	9	41	128	160		3477HUR100P62 grey
	100	36	105 x 85	80/77 x 60	9	41	128	160		3477HUR100P62 white
	125	36	105 x 85	80/77 x 60	9	40	155	200		3477HUR125P62 grey
	125	36	105 x 85	80/77 x 60	9	40	155	200		3477HUR125P62 white



Wheel: HUR grey
 Wheel center: Polyamide with rubber center, noise reduced, Tread: Polyamide, without threadguards, roller bearing



Wheel: HUR white
 Wheel center: Polyamide with rubber center, noise reduced, Tread: Polyamide, without threadguards, roller bearing



Noise reducing
 With elastic solid rubber damping



Directional lock
 Casters with directional lock are available in all sizes.

160 - 200kg

Noise reducing Casters Series 3470

Housing made of pressed steel, bright zinc plated, blue passivated, double ball bearing swivel head, dustguard, wheel axle with nut
 Drawings of plate fittings see page 42 - 43.
 Load capacity tested according EN 12532



	Wheel diameter [mm]	Tread width [mm]	Plate size [mm]	Plate hole centers [mm]	Plate hole [mm]	Offset [mm]	Overall height [mm]	Load capacity [kg]		
Swivel Casters									Order number	
	100 125	36 40	105 x 85 105 x 85	80/77 x 60 80/77 x 60	9 9	41 40	128 155	160 200	3470POS100P62 3470POS125P62	
Rigid Casters									Order number	
	100 125	36 40	103 x 85 103 x 85	80/77 x 60 80/77 x 60	9 9		128 155	160 200	3478POS100P62 3478POS125P62	
Swivel Casters with total lock									Order number	
	100 125	36 40	105 x 85 105 x 85	80/77 x 60 80/77 x 60	9 9	41 40	128 155	160 200	3477POS100P62 3477POS125P62	



Wheel: POS
 Wheel made of Polypropylene, white, with threadguards, blue, roller bearing, noise reduced



Noise reducing
 With shock absorbing element made of foamed polyurethane



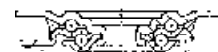
Directional lock
 Casters with directional lock are available in all sizes.



200 - 275kg

Noise reducing Casters Series 3470

Housing made of pressed steel, bright zinc plated, blue passivated, double ball bearing swivel head, dustguard, wheel axle with nut
 Drawings of plate fittings see page 42 - 43.
 Load capacity tested according EN 12532



	Wheel diameter [mm]	Tread width [mm]	Plate size [mm]	Plate hole centers [mm]	Plate hole [mm]	Offset [mm]	Overall height [mm]	Load capacity [kg]		
Swivel Casters									Order number	
	100 125	36 40	105 x 85 105 x 85	80/77 x 60 80/77 x 60	9 9	41 40	128 155	250 275	3470UOT100P62 3470UOT125P62	
Rigid Casters									Order number	
	100 125	36 40	103 x 85 103 x 85	80/77 x 60 80/77 x 60	9 9	41 40	128 155	250 275	3478UOT100P62 3478UOT125P62	
Swivel Casters with total lock									Order number	
	100 125	36 40	105 x 85 105 x 85	80/77 x 60 80/77 x 60	9 9	41 40	128 155	200 275	3477UOT100P62 3477UOT125P62	



Wheel: UOT
 Wheel made of Polyamide, white, with threadguards, blue, precision ball bearing, noise reduced



Noise reducing
 With shock absorbing element made of foamed polyurethane



Directional lock
 Casters with directional lock are available in all sizes.

160 - 400kg

Industrial Casters Series 3470

Housing made of pressed steel, bright zinc plated, blue passivated, double ball bearing swivel head, dustguard, wheel axle with nut
 Drawings of plate fittings see page 42 - 43.
 Load capacity tested according EN 12532



	Wheel diameter [mm]	Tread width [mm]	Plate size [mm]	Plate hole centers [mm]	Plate hole [mm]	Offset [mm]	Overall height [mm]	Load capacity [kg]	Order number
Swivel Casters									
	100	34	105 x 85	80/77 x 60	9	41	128	160	3470UER100P62
	125	40	105 x 85	80/77 x 60	9	40	155	250	3470UER125P62
	125	40	137 x 105	105 x 80/75	11	55	161	250	3470UER125P63
	160	46	137 x 105	105 x 80/75	11	55	200	300	3470UER160P63
	200	46	137 x 105	105 x 80/75	11	55	240	400	3470UER200P63
Rigid Casters									
	100	34	103 x 85	80/77 x 60	9		128	160	3478UER100P62
	125	40	103 x 85	80/77 x 60	9		155	250	3478UER125P62
	125	40	137 x 115	105 x 80/75	11		161	250	3478UER125P63
	160	46	137 x 115	105 x 80/75	11		200	300	3478UER160P63
	200	46	137 x 115	105 x 80/75	11		240	400	3478UER200P63
Swivel Casters with total lock									
	100	34	105 x 85	80/77 x 60	9	41	128	160	3477UER100P62
	125	40	105 x 85	80/77 x 60	9	40	155	250	3477UER125P62
	125	40	137 x 105	105 x 80/75	11	60	161	250	3477UER125P63
	160	46	137 x 105	105 x 80/75	11	60	200	300	3477UER160P63
	200	46	137 x 105	105 x 80/75	11	55	240	400	3477UER200P63


Wheel: UER

Wheel center:
 Polyamide, Tread:
 Elastic-tire, black,
 without threadguards,
 roller bearing


Directional lock

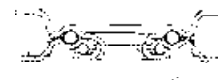
Castors with directional
 lock are available in all
 sizes.



160 - 400kg

Industrial Casters Series 3470


Housing made of pressed steel, bright zinc plated, blue passivated, double ball bearing swivel head, dustguard, wheel axle with nut
 Drawings of plate fittings see page 42 - 43.
 Load capacity tested according EN 12532



	Wheel diameter [mm]	Tread width [mm]	Plate size [mm]	Plate hole centers [mm]	Plate hole [mm]	Offset [mm]	Overall height [mm]	Load capacity [kg]		
Swivel Casters									Order number	
	100	34	105 x 85	80/77 x 60	9	41	128	160	3470UFR100P62	
	125	40	105 x 85	80/77 x 60	9	40	155	250	3470UFR125P62	
	125	40	137 x 105	105 x 80/75	11	55	161	250	3470UFR125P63	
	160	46	137 x 105	105 x 80/75	11	55	200	300	3470UFR160P63	
	200	46	137 x 105	105 x 80/75	11	55	240	400	3470UFR200P63	
Rigid Casters									Order number	
	100	34	103 x 85	80/77 x 60	9		128	160	3478UFR100P62	
	125	40	103 x 85	80/77 x 60	9		155	250	3478UFR125P62	
	125	40	137 x 115	105 x 80/75	11		161	250	3478UFR125P63	
	160	46	137 x 115	105 x 80/75	11		200	300	3478UFR160P63	
	200	46	137 x 115	105 x 80/75	11		240	400	3478UFR200P63	
Swivel Casters with total lock									Order number	
	100	34	105 x 85	80/77 x 60	9	41	128	160	3477UFR100P62	
	125	40	105 x 85	80/77 x 60	9	40	155	250	3477UFR125P62	
	125	40	137 x 105	105 x 80/75	11	60	161	250	3477UFR125P63	
	160	46	137 x 105	105 x 80/75	11	60	200	300	3477UFR160P63	
	200	46	137 x 105	105 x 80/75	11	55	240	400	3477UFR200P63	

**Wheel: UFR**

Wheel center:
 Polyamide, Tread:
 Elastic-tire, grey, non-
 marking, without
 threadguards, roller
 bearing

**Directional lock**

Castors with directional
 lock are available in all
 sizes.

160 - 250kg

Industrial Casters Series 3470


Housing made of pressed steel, bright zinc plated, blue passivated, double ball bearing swivel head, dustguard, wheel axle with nut
 Drawings of plate fittings see page 42 - 43.
 Load capacity tested according EN 12532



	Wheel diameter [mm]	Tread width [mm]	Plate size [mm]	Plate hole centers [mm]	Plate hole [mm]	Offset [mm]	Overall height [mm]	Load capacity [kg]		
Swivel Casters									Order number	
	100	34	105 x 85	80/77 x 60	9	41	128	160	3470UFR100P62 blue	
	125	40	105 x 85	80/77 x 60	9	40	155	250	3470UFR125P62 blue	
Rigid Casters									Order number	
	100	34	103 x 85	80/77 x 60	9		128	160	3478UFR100P62 blue	
	125	40	103 x 85	80/77 x 60	9		155	250	3478UFR125P62 blue	
Swivel Casters with total lock									Order number	
	100	34	105 x 85	80/77 x 60	9	41	128	160	3477UFR100P62 blue	
	125	40	105 x 85	80/77 x 60	9	40	155	250	3477UFR125P62 blue	



Wheel: UFR blue
 Wheel center:
 Polyamide, black, Tread:
 Elastic-tire, blue, non-
 marking, without
 threadguards, roller
 bearing



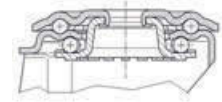
Directional lock
 Casters with directional
 lock are available in all
 sizes.



150 - 200kg

Industrial Casters Series 3470

Housing made of pressed steel, bright zinc plated, blue passivated, double ball bearing swivel head, wheel axle with nut
Load capacity tested according EN 12532



	Wheel diameter [mm]	Tread width [mm]	Center hole [mm]			Offset [mm]	Overall height [mm]	Load capacity [kg]		Order number
Swivel Casters										
	100	34	13			41	128	150		3470UER100P30-13
	125	40	13			40	155	150		3470UER125P30-13
	160	46	13			55	195	200		3470UER160P30-13
	200	46	13			55	235	200		3470UER200P30-13
Swivel Casters with total lock										Order number
	100	34	13			41	128	150		3477UER100P30-13
	125	40	13			40	155	150		3477UER125P30-13
	160	46	13			60	195	200		3477UER160P30-13
	200	46	13			55	235	200		3477UER200P30-13

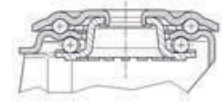
**Wheel: UER**

Wheel center:
Polyamide, Tread:
Elastic-tire, black,
without threadguards,
roller bearing

150 - 200kg

Industrial Casters Series 3470

Housing made of pressed steel, bright zinc plated, blue passivated, double ball bearing swivel head, wheel axle with nut
Load capacity tested according EN 12532



	Wheel diameter [mm]	Tread width [mm]	Center hole [mm]			Offset [mm]	Overall height [mm]	Load capacity [kg]		Order number
Swivel Casters										
	100	34	13			41	128	150		3470UFR100P30-13
	125	40	13			40	155	150		3470UFR125P30-13
	160	46	13			55	195	200		3470UFR160P30-13
	200	46	13			55	235	200		3470UFR200P30-13
Swivel Casters with total lock										Order number
	100	34	13			41	128	150		3477UFR100P30-13
	125	40	13			40	155	150		3477UFR125P30-13
	160	46	13			60	195	200		3477UFR160P30-13
	200	46	13			55	235	200		3477UFR200P30-13



Wheel: UFR
Wheel center:
Polyamide, Tread:
Elastic-tire, grey, non-
marking, without
threadguards, roller
bearing

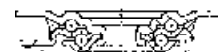


125 - 200kg

Industrial Casters Series 3470

Housing made of pressed steel, bright zinc plated, blue passivated, double ball bearing swivel head, dustguard, wheel axle with nut
 Drawings of plate fittings see page 42 - 43.
 Load capacity tested according EN 12532


	Wheel diameter [mm]	Tread width [mm]	Plate size [mm]	Plate hole centers [mm]	Plate hole [mm]	Offset [mm]	Overall height [mm]	Load capacity [kg]		
Swivel Casters									Order number	
	80	34	105 x 85	80/77 x 60	9	44.5	108	125	3470POR080P62	
	100	36	105 x 85	80/77 x 60	9	41	128	160	3470POO100P62	
	100	36	105 x 85	80/77 x 60	9	41	128	160	3470POR100P62	
	125	40	105 x 85	80/77 x 60	9	40	155	200	3470POO125P62	
	125	40	105 x 85	80/77 x 60	9	40	155	200	3470POR125P62	
Rigid Casters									Order number	
	80	34	103 x 85	80/77 x 60	9		108	125	3478POR080P62	
	100	36	103 x 85	80/77 x 60	9		128	150	3478POO100P62	
	100	36	103 x 85	80/77 x 60	9		128	160	3478POR100P62	
	125	40	103 x 85	80/77 x 60	9		155	200	3478POO125P62	
	125	40	103 x 85	80/77 x 60	9		155	200	3478POR125P62	
Swivel Casters with total lock									Order number	
	80	34	105 x 85	80/77 x 60	9	44.5	108	125	3477POR080P62	
	100	36	105 x 85	80/77 x 60	9	41	128	160	3477POR100P62	
	125	40	105 x 85	80/77 x 60	9	40	155	200	3477POR125P62	

**Wheel: POO**

Wheel: Polypropylene, black, without threadguards, plain bearing

**Wheel: POR**

Wheel: Polypropylene, black, without threadguards, roller bearing

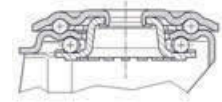
**Directional lock**

Casters with directional lock are available in all sizes.

100 - 150kg

Industrial Casters Series 3470

Housing made of pressed steel, bright zinc plated, blue passivated, double ball bearing swivel head, wheel axle with nut
Load capacity tested according EN 12532



	Wheel diameter [mm]	Tread width [mm]	Center hole [mm]			Offset [mm]	Overall height [mm]	Load capacity [kg]		Order number
Swivel Casters										
	80	34	13			44.5	108	100		3470POR080P30-13
	100	36	13			41	128	150		3470POO100P30-13
	100	36	13			41	128	150		3470POR100P30-13
	125	40	13			40	155	150		3470POO125P30-13
	125	40	13			40	155	150		3470POR125P30-13
Swivel Casters with total lock										Order number
	80	34	13			44.5	108	100		3477POR080P30-13
	100	36	13			41	128	150		3477POO100P30-13
	100	36	13			41	128	150		3477POR100P30-13
	125	40	13			40	155	150		3477POO125P30-13
	125	40	13			40	155	150		3477POR125P30-13



Wheel: POO
Wheel: Polypropylene, black, without threadguards, plain bearing



Wheel: POR
Wheel: Polypropylene, black, without threadguards, roller bearing

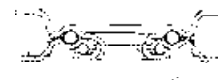


200 - 350kg

Industrial Casters Series 3470

Housing made of pressed steel, bright zinc plated, blue passivated, double ball bearing swivel head, dustguard, wheel axle with nut
 Drawings of plate fittings see page 42 - 43.
 Load capacity tested according EN 12532

	Wheel diameter [mm]	Tread width [mm]	Plate size [mm]	Plate hole centers [mm]	Plate hole [mm]	Offset [mm]	Overall height [mm]	Load capacity [kg]		
Swivel Casters									Order number	
	80	34	105 x 85	80/77 x 60	9	44.5	108	200	3470UOO080P62	
	100	36	105 x 85	80/77 x 60	9	41	128	200	3470UOO100P62	
	125	40	105 x 85	80/77 x 60	9	40	155	275	3470UOO125P62	
	160	40	137 x 105	105 x 80/75	11	55	200	350	3470UOO160P63	
	200	50	137 x 105	105 x 80/75	11	55	240	350	3470UOO200P63	
Rigid Casters									Order number	
	80	34	103 x 85	80/77 x 60	9		108	200	3478UOO080P62	
	100	36	103 x 85	80/77 x 60	9		128	200	3478UOO100P62	
	125	40	103 x 85	80/77 x 60	9		155	275	3478UOO125P62	
	160	40	137 x 115	105 x 80/75	11		200	350	3478UOO160P63	
	200	50	137 x 115	105 x 80/75	11		240	350	3478UOO200P63	
Swivel Casters with total lock									Order number	
	80	34	105 x 85	80/77 x 60	9	44.5	108	200	3477UOO080P62	
	100	36	105 x 85	80/77 x 60	9	41	128	200	3477UOO100P62	
	125	40	105 x 85	80/77 x 60	9	40	155	275	3477UOO125P62	
	160	40	137 x 105	105 x 80/75	11	60	200	350	3477UOO160P63	
	200	50	137 x 105	105 x 80/75	11	55	240	350	3477UOO200P63	

**Wheel: UOO**

Wheel: Polyamide, white, wheel axle with nut, without threadguards, plain bearing

**Directional lock**

Castors with directional lock are available in all sizes.

200 - 350kg

Industrial Casters Series 3470


Housing made of pressed steel, bright zinc plated, blue passivated, double ball bearing swivel head, dustguard, wheel axle with nut
 Drawings of plate fittings see page 42 - 43.
 Load capacity tested according EN 12532



	Wheel diameter [mm]	Tread width [mm]	Plate size [mm]	Plate hole centers [mm]	Plate hole [mm]	Offset [mm]	Overall height [mm]	Load capacity [kg]		
Swivel Casters									Order number	
	80	34	105 x 85	80/77 x 60	9	44.5	108	200	3470UOH080P62	
	100	36	105 x 85	80/77 x 60	9	41	128	200	3470UOH100P62	
	125	40	105 x 85	80/77 x 60	9	40	155	275	3470UOH125P62	
	160	40	137 x 105	105 x 80/75	11	55	200	350	3470UOH160P63	
	200	50	137 x 105	105 x 80/75	11	55	240	350	3470UOH200P63	
Rigid Casters									Order number	
	80	34	103 x 85	80/77 x 60	9		108	200	3478UOH080P62	
	100	36	103 x 85	80/77 x 60	9		128	200	3478UOH100P62	
	125	40	103 x 85	80/77 x 60	9		155	275	3478UOH125P62	
	160	40	137 x 115	105 x 80/75	11		200	350	3478UOH160P63	
	200	50	137 x 115	105 x 80/75	11		240	350	3478UOH200P63	
Swivel Casters with total lock									Order number	
	80	34	105 x 85	80/77 x 60	9	44.5	108	200	3477UOH080P62	
	100	36	105 x 85	80/77 x 60	9	41	128	200	3477UOH100P62	
	125	40	105 x 85	80/77 x 60	9	40	155	275	3477UOH125P62	
	160	40	137 x 105	105 x 80/75	11	60	200	350	3477UOH160P63	
	200	50	137 x 105	105 x 80/75	11	55	240	350	3477UOH200P63	



Wheel: UOH
 Wheel: Polyamide, white, with threadguards, plain bearing

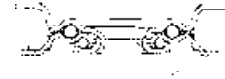


Directional lock
 Casters with directional lock are available in all sizes.



200 - 350kg Industrial Casters Series 3470

Housing made of pressed steel, bright zinc plated, blue passivated, double ball bearing swivel head, dustguard, wheel axle with nut
 Drawings of plate fittings see page 42 - 43.
 Load capacity tested according EN 12532



	Wheel diameter [mm]	Tread width [mm]	Plate size [mm]	Plate hole centers [mm]	Plate hole [mm]	Offset [mm]	Overall height [mm]	Load capacity [kg]		
Swivel Casters									Order number	
	80	34	105 x 85	80/77 x 60	9	44.5	108	200	3470UOR080P62	
	100	36	105 x 85	80/77 x 60	9	41	128	200	3470UOR100P62	
	125	40	105 x 85	80/77 x 60	9	40	155	250	3470UOR125P62	
	125	40	137 x 105	105 x 80/75	11	50	155	300	3470UOR125P63 OH155	
	160	40	137 x 105	105 x 80/75	11	55	200	350	3470UOR160P63	
	200	50	137 x 105	105 x 80/75	11	55	240	350	3470UOR200P63	
Rigid Casters									Order number	
	80	34	103 x 85	80/77 x 60	9		108	200	3478UOR080P62	
	100	36	103 x 85	80/77 x 60	9		128	200	3478UOR100P62	
	125	40	103 x 85	80/77 x 60	9		155	250	3478UOR125P62	
	125	40	137 x 115	105 x 80/75	11		155	300	3478UOR125P63 OH155	
	160	40	137 x 115	105 x 80/75	11		200	350	3478UOR160P63	
	200	50	137 x 115	105 x 80/75	11		240	350	3478UOR200P63	
Swivel Casters with total lock									Order number	
	80	34	105 x 85	80/77 x 60	9	44.5	108	200	3477UOR080P62	
	100	36	105 x 85	80/77 x 60	9	41	128	200	3477UOR100P62	
	125	40	105 x 85	80/77 x 60	9	40	155	250	3477UOR125P62	
	160	40	137 x 105	105 x 80/75	11	60	200	350	3477UOR160P63	
	200	50	137 x 105	105 x 80/75	11	55	240	350	3477UOR200P63	



Wheel: UOR
 Wheel: Polyamid, white, without threadguards, roller bearing



Directional lock
 Casters with directional lock are available in all sizes.

200 - 350kg

Industrial Casters Series 3470

Housing made of pressed steel, bright zinc plated, blue passivated, double ball bearing swivel head, dustguard, wheel axle with nut
 Drawings of plate fittings see page 42 - 43.
 Load capacity tested according EN 12532



	Wheel diameter [mm]	Tread width [mm]	Plate size [mm]	Plate hole centers [mm]	Plate hole [mm]	Offset [mm]	Overall height [mm]	Load capacity [kg]		
Swivel Casters									Order number	
	80	34	105 x 85	80/77 x 60	9	44.5	108	200	3470UOJ080P62	
	100	36	105 x 85	80/77 x 60	9	41	128	200	3470UOJ100P62	
	125	40	105 x 85	80/77 x 60	9	40	155	250	3470UOJ125P62	
	160	40	137 x 105	105 x 80/75	11	55	200	350	3470UOJ160P63	
	200	50	137 x 105	105 x 80/75	11	55	240	350	3470UOJ200P63	
Rigid Casters									Order number	
	80	34	103 x 85	80/77 x 60	9		108	200	3478UOJ080P62	
	100	36	103 x 85	80/77 x 60	9		128	200	3478UOJ100P62	
	125	40	103 x 85	80/77 x 60	9		155	250	3478UOJ125P62	
	160	40	137 x 115	105 x 80/75	11		200	350	3478UOJ160P63	
	200	50	137 x 115	105 x 80/75	11		240	350	3478UOJ200P63	
Swivel Casters with total lock									Order number	
	80	34	105 x 85	80/77 x 60	9	44.5	108	200	3477UOJ080P62	
	100	36	105 x 85	80/77 x 60	9	41	128	200	3477UOJ100P62	
	125	40	105 x 85	80/77 x 60	9	40	155	250	3477UOJ125P62	
	160	40	137 x 105	105 x 80/75	11	60	200	350	3477UOJ160P63	
	200	50	137 x 105	105 x 80/75	11	55	240	350	3477UOJ200P63	



Wheel: UOJ
 Wheel: Polyamide, white, with threadguards, roller bearing



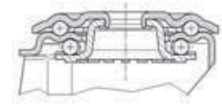
Directional lock
 Casters with directional lock are available in all sizes.



150 - 200kg

Industrial Casters Series 3470

Housing made of pressed steel, bright zinc plated, blue passivated, double ball bearing swivel head, wheel axle with nut
Load capacity tested according EN 12532



	Wheel diameter [mm]	Tread width [mm]	Center hole [mm]			Offset [mm]	Overall height [mm]	Load capacity [kg]		Order number
Swivel Casters										
	80	34	13			44.5	108	150		3470UOO080P30-13
	100	36	13			41	128	150		3470UOO100P30-13
	125	40	13			40	155	150		3470UOO125P30-13
	160	40	13			55	195	200		3470UOO160P30-13
	200	50	13			55	235	200		3470UOO200P30-13
Swivel Casters with total lock										Order number
	80	34	13			44.5	108	150		3477UOO080P30-13
	100	36	13			41	128	150		3477UOO100P30-13
	125	40	13			40	155	150		3477UOO125P30-13
	160	40	13			60	195	200		3477UOO160P30-13
	200	50	13			55	235	200		3477UOO200P30-13

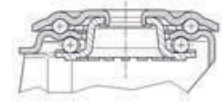
**Wheel: UOO**

Wheel: Polyamide, white, wheel axle with nut, without threadguards, plain bearing

150 - 200kg

Industrial Casters Series 3470

Housing made of pressed steel, bright zinc plated, blue passivated, double ball bearing swivel head, wheel axle with nut
Load capacity tested according EN 12532



	Wheel diameter [mm]	Tread width [mm]	Center hole [mm]			Offset [mm]	Overall height [mm]	Load capacity [kg]		Order number
Swivel Casters										
	80	34	13			44.5	108	150		3470UOH080P30-13
	100	36	13			41	128	150		3470UOH100P30-13
	125	40	13			40	155	150		3470UOH125P30-13
	160	40	13			55	195	200		3470UOH160P30-13
	200	50	13			55	235	200		3470UOH200P30-13
Swivel Casters with total lock										Order number
	80	34	13			44.5	108	150		3477UOH080P30-13
	100	36	13			41	128	150		3477UOH100P30-13
	125	40	13			40	155	150		3477UOH125P30-13
	160	40	13			60	195	200		3477UOH160P30-13
	200	50	13			55	235	200		3477UOH200P30-13


Wheel: UOH

Wheel: Polyamide, white, wheel axle with nut, with threadguards, plain bearing



200 - 350kg

Industrial Casters Series 3470

Housing made of pressed steel, bright zinc plated, blue passivated, double ball bearing swivel head, dustguard, wheel axle with nut
 Drawings of plate fittings see page 42 - 43.
 Load capacity tested according EN 12532



	Wheel diameter [mm]	Tread width [mm]	Plate size [mm]	Plate hole centers [mm]	Plate hole [mm]	Offset [mm]	Overall height [mm]	Load capacity [kg]		
Swivel Casters									Order number	
	100	40	105 x 85	80/77 x 60	9	41	128	200	3470IEP100P62	
	125	50	137 x 105	105 x 80/75	11	50	161	300	3470IEP125P63	
	160	50	137 x 105	105 x 80/75	11	55	200	350	3470IEP160P63	
	200	50	137 x 105	105 x 80/75	11	55	240	350	3470IEP200P63	
Rigid Casters									Order number	
	100	40	105 x 85	80/77 x 60	9		128	200	3478IEP100P62	
	125	50	137 x 115	105 x 80/75	11		161	300	3478IEP125P63	
	160	50	137 x 115	105 x 80/75	11		200	350	3478IEP160P63	
	200	50	137 x 115	105 x 80/75	11		240	350	3478IEP200P63	
Swivel Casters with total lock									Order number	
	100	40	105 x 85	80/77 x 60	9	41	128	200	3477IEP100P62	
	125	50	137 x 105	105 x 80/75	11	45	161	300	3477IEP125P63	
	160	50	137 x 105	105 x 80/75	11	60	200	350	3477IEP160P63	
	200	50	137 x 105	105 x 80/75	11	55	240	350	3477IEP200P63	

**Wheel: IEP**

Wheel center:
 Aluminum, Tread:
 Elastic-tire, vulcanized,
 precision ball bearing

**Directional lock**

Casters with directional
 lock are available in all
 sizes.

250 - 350kg

Industrial Casters Series 3470

Housing made of pressed steel, bright zinc plated, blue passivated, double ball bearing swivel head, dustguard, wheel axle with nut
 Drawings of plate fittings see page 42 - 43.
 Load capacity tested according EN 12532



	Wheel diameter [mm]	Tread width [mm]	Plate size [mm]	Plate hole centers [mm]	Plate hole [mm]	Offset [mm]	Overall height [mm]	Load capacity [kg]		
Swivel Casters									Order number	
	100	40	105 x 85	80/77 x 60	9	41	128	250	3470ITP100P62	
	125	50	137 x 105	105 x 80/75	11	50	161	300	3470ITP125P63	
	160	50	137 x 105	105 x 80/75	11	55	200	350	3470ITP160P63	
	200	50	137 x 105	105 x 80/75	11	55	240	350	3470ITP200P63	
Rigid Casters									Order number	
	100	40	105 x 85	80/77 x 60	9		128	250	3478ITP100P62	
	125	50	137 x 115	105 x 80/75	11		161	300	3478ITP125P63	
	160	50	137 x 115	105 x 80/75	11		200	350	3478ITP160P63	
	200	50	137 x 115	105 x 80/75	11		240	350	3478ITP200P63	
Swivel Casters with total lock									Order number	
	100	40	105 x 85	80/77 x 60	9	41	128	250	3477ITP100P62	
	125	50	137 x 105	105 x 80/75	11	45	161	300	3477ITP125P63	
	160	50	137 x 105	105 x 80/75	11	60	200	350	3477ITP160P63	
	200	50	137 x 105	105 x 80/75	11	55	240	350	3477ITP200P63	



Wheel: ITP
 Wheel center:
 Aluminum, Tread;
 Polyurethane, casted,
 precision ball bearing

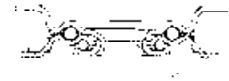


Directional lock
 Casters with directional
 lock are available in all
 sizes.



75 - 150kg Industrial Casters Series 3470

Housing made of pressed steel, bright zinc plated, blue passivated, double ball bearing swivel head, dustguard, wheel axle with nut
Drawings of plate fittings see page 42 - 43.



	Wheel diameter [mm]	Tread width [mm]	Plate size [mm]	Plate hole centers [mm]	Plate hole [mm]	Offset [mm]	Overall height [mm]	Load capacity [kg]		Order number
Swivel Casters										
	200	50	137 x 105	105 x 80/75	11	55	240	75		3470DPR200P63

	Wheel diameter [mm]	Tread width [mm]	Plate size [mm]	Plate hole centers [mm]	Plate hole [mm]	Offset [mm]	Overall height [mm]	Load capacity [kg]		Order number
Rigid Casters										
	200	50	137 x 115	105 x 80/75	11		240	75		3478DPR200P63

	Wheel diameter [mm]	Tread width [mm]	Plate size [mm]	Plate hole centers [mm]	Plate hole [mm]	Offset [mm]	Overall height [mm]	Load capacity [kg]		Order number
Swivel Casters										
	260	85	200 x 160	160 x 120	14	90	310	150		3480DQR260P65

	Wheel diameter [mm]	Tread width [mm]	Plate size [mm]	Plate hole centers [mm]	Plate hole [mm]	Offset [mm]	Overall height [mm]	Load capacity [kg]		Order number
Rigid Casters										
	260	85	200 x 160	160 x 120	14		310	150		3488DQR260P65

<p>Wheel: DPR Wheel center: Pressed steel, Tread: Pneumatic tires, roller bearing, rip profile</p>	<p>Wheel: DQR Wheel center: Pressed steel, Tread: Pneumatic tires, roller bearing, block profile</p>
---	---

205kg Industrial Casters Series 3472

Housing made of pressed steel, bright zinc plated, blue passivated, double ball bearing swivel head, dustguard, wheel axle with nut
 Drawings of plate fittings see page 42 - 43.
 Load capacity tested according EN 12532



Swivel Casters with total lock



Wheel diameter [mm]	Tread width [mm]	Plate size [mm]	Plate hole centers [mm]	Plate hole [mm]	Offset [mm]	Overall height [mm]	Load capacity [kg]	Order number
200	50	137 x 105	105 x 80/75	11	55	240	205	3472DVP200P63

Swivel Casters



Wheel diameter [mm]	Tread width [mm]	Plate size [mm]	Plate hole centers [mm]	Plate hole [mm]	Offset [mm]	Overall height [mm]	Load capacity [kg]	Order number
200	50	137 x 105	105 x 80/75	11	55	240	205	3470DVP200P63

Accessory



Order number
Directional lock 3471



Wheel: DVP

Wheel center: pressed steel, Tread: solid runner, black, with precision ball bearing (also with hot dipped galvanized wheel rims available)

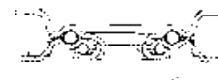
Order information

A total lock caster system consists of:
 2 Pcs. 3470 DVR P63
 2 Pcs. 3472 DVR P63
 2 Pcs. Directional lock



135 - 205kg Industrial Casters Series 3472

Housing made of pressed steel, bright zinc plated, yellow chromated, double ball bearing swivel head, dustguard, wheel axle with nut
 Drawings of plate fittings see page 42 - 43.
 Load capacity tested according EN 12532



Swivel Casters with total lock



Wheel diameter [mm]	Tread width [mm]	Plate size [mm]	Plate hole centers [mm]	Plate hole [mm]	Offset [mm]	Overall height [mm]	Load capacity [kg]	Order number
160	40	137 x 105	105 x 80/75	11	55	200	135	3472PXU160P63
200	50	137 x 105	105 x 80/75	11	55	240	205	3472PXU200P63

Swivel Casters



Wheel diameter [mm]	Tread width [mm]	Plate size [mm]	Plate hole centers [mm]	Plate hole [mm]	Offset [mm]	Overall height [mm]	Load capacity [kg]	Order number
160	40	137 x 105	105 x 80/75	11	55	200	135	3470PXU160P63
200	50	137 x 105	105 x 80/75	11	55	240	205	3470PXU200P63

Accessory



Order number
Directional lock 3471, yellow



Order information
 Wheel center made of Polypropylene, Tread: solid rubber, black, with synthetic plain bearing

DIN EN 840
 The following versions are specified according EN 840 part 2-5 for mobile waste containers:
 3472 PXU 200 P63
 3470 PXU 200 P63

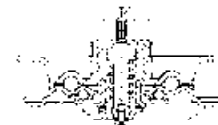
Order information
 A total lock caster system consists of:
 2 Pcs. 3470 PXU P63
 2 Pcs. 3472 PXU P63
 2 Pcs. Directional lock



205kg

Castors with central lock Series 3476

Housing made of pressed steel, bright zinc plated, yellow chromated, double ball bearing swivel head, dustguard, wheel axle with nut
 Drawings of plate fittings see page 42 - 43.
 Load capacity tested according EN 12532



	Wheel diameter [mm]	Tread width [mm]	Plate size [mm]	Plate hole centers [mm]	Plate hole [mm]	Offset [mm]	Overall height [mm]	Load capacity [kg]	
Swivel Casters with central-, total lock									Order number
	200	50	137 x 105	105 x 80/75	11	55	240	205	3476PXU200P69 Q0-11
	200	50	137 x 105	105 x 80/75	11	55	240	205	3476PXU200P69 Q0-13
	200	50	137 x 105	105 x 80/75	11	55	240	205	3476PXU200P69 Q1-11
	200	50	137 x 105	105 x 80/75	11	55	240	205	3476PXU200P69 Q1-13
	200	50	137 x 105	105 x 80/75	11	55	240	205	3476PXU200P69 L0-11
	200	50	137 x 105	105 x 80/75	11	55	240	205	3476PXU200P69 L0-13
	200	50	137 x 105	105 x 80/75	11	55	240	205	3476PXU200P69 L1-11
	200	50	137 x 105	105 x 80/75	11	55	240	205	3476PXU200P69 L1-13

	Wheel diameter [mm]	Tread width [mm]	Plate size [mm]	Plate hole centers [mm]	Plate hole [mm]	Offset [mm]	Overall height [mm]	Load capacity [kg]	
Swivel Casters									Order number
	200	50	137 x 105	105 x 80/75	11	55	240	205	3470PXU200P63

	Wheel diameter [mm]	Tread width [mm]	Plate size [mm]	Plate hole centers [mm]	Plate hole [mm]	Offset [mm]	Overall height [mm]	Load capacity [kg]	
Accessory									Order number
									Directional lock 3471, yellow

Automatic reverse

The locking mechanism is activated through the cam via a lever. Model 0: Lever reverses automatically to the base position.

- L0-11 = Cam bore parallel to the long side of plate, SW 11 mm
- Q0-11 = Cam bore perpendicular to the long side of plate, SW 11 mm
- L0-13 = Cam bore parallel to the long side of plate, SW 13 mm
- Q0-13 = Cam bore perpendicular to the long side of plate, SW 13 mm

Hex hole (SW)

Without automatic reverse

Locking mechanism is activated through the cam via a lever. Model 1: Lever remains in the set position. The lever has to be actuated again to reverse the brake bolt to position 0.

- L1-11 = Cam bore parallel to the long side of plate, SW 11 mm
- Q1-11 = Cam bore perpendicular to the long side of plate, SW 11 mm
- L1-13 = Cam bore parallel to the long side of plate, SW 13 mm
- Q1-13 = Cam bore perpendicular to the long side of plate, SW 13 mm

Hex hole (SW)

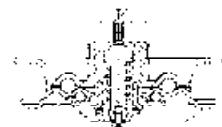
	Wheel: PXU Wheel center made of Polypropylene, Tread: solid rubber, black, with synthetic plain bearing	Order information A total lock caster system consists of: 2 Pcs. 3470 PXU P63 2 Pcs. 3476 PXU P63 2 Pcs. Directional lock	DIN EN 840 The following versions are specified according EN 840 part 2-5 for mobile waste containers: 3476 PXU 200 P69 L0-11 3470 PXU 200 P63	
--	---	--	--	--



205kg

Casters with central lock Series 3476

Housing made of pressed steel, bright zinc plated, blue passivated, double ball bearing swivel head, dustguard, wheel axle with nut
 Drawings of plate fittings see page 42 - 43.
 Load capacity tested according EN 12532



	Wheel diameter [mm]	Tread width [mm]	Plate size [mm]	Plate hole centers [mm]	Plate hole [mm]	Offset [mm]	Overall height [mm]	Load capacity [kg]		
Swivel Casters with central-, total lock									Order number	
	200	50	137 x 105	105 x 80/75	11	55	240	205	3476DVP200P69-L0-11	
	200	50	137 x 105	105 x 80/75	11	55	240	205	3476DVP200P69-L0-13	
	200	50	137 x 105	105 x 80/75	11	55	240	205	3476DVP200P69-L1-11	
	200	50	137 x 105	105 x 80/75	11	55	240	205	3476DVP200P69-L1-13	
	200	50	137 x 105	105 x 80/75	11	55	240	205	3476DVP200P69-Q0-11	
	200	50	137 x 105	105 x 80/75	11	55	240	205	3476DVP200P69-Q0-13	
	200	50	137 x 105	105 x 80/75	11	55	240	205	3476DVP200P69-Q1-11	
	200	50	137 x 105	105 x 80/75	11	55	240	205	3476DVP200P69-Q1-13	
Swivel Casters									Order number	
	200	50	137 x 105	105 x 80/75	11	55	240	205	3470DVP200P63	
Accessory									Order number	
									Directional lock 3471	

Automatic reverse

The locking mechanism is activated through the cam via a lever. Model 0: Lever reverses automatically to the base position.

- L0-11 = Cam bore parallel to the long side of plate, SW 11 mm
- Q0-11 = Cam bore perpendicular to the long side of plate, SW 11 mm
- L0-13 = Cam bore parallel to the long side of plate, SW 13 mm
- Q0-13 = Cam bore perpendicular to the long side of plate, SW 13 mm

Hex hole (SW)

Without automatic reverse

Locking mechanism is activated through the cam via a lever. Model 1: Lever remains in the set position. The lever has to be actuated again to reverse the brake bolt to position 0.

- L1-11 = Cam bore parallel to the long side of plate, SW 11 mm
- Q1-11 = Cam bore perpendicular to the long side of plate, SW 11 mm
- L1-13 = Cam bore parallel to the long side of plate, SW 13 mm
- Q1-13 = Cam bore perpendicular to the long side of plate, SW 13 mm

Hex hole (SW)

	Wheel: DVP Wheel center: pressed steel, Tread: solid rubber, black, with precision ball bearing (available with hot-dip galvanized wheel rims)	Order information A total lock caster system consists of: 2 Pcs. 3470 DVP P63 2 Pcs. 3476 DVP P63 2 Pcs. Directional lock

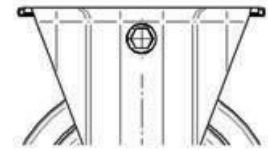
300 - 350kg

Casters with central lock Series 3499

Housing made of pressed steel, bright zinc plated, blue passivated, wheel

axle with nut

Load capacity tested according EN 12532



	Wheel diameter [mm]	Tread width [mm]	Plate size [mm]	Plate hole centers [mm]	Plate hole [mm]	Overall height [mm]	Load capacity [kg]	Order number
Fixed casters, central lock								
	160	46	137 x 115	105 x 80/75	11	200	300	3499UFP160P67 Q0-11
	160	46	137 x 115	105 x 80/75	11	200	300	3499UFP160P67 Q0-13
	160	46	137 x 115	105 x 80/75	11	200	300	3499UFP160P67 Q1-11
	160	46	137 x 115	105 x 80/75	11	200	300	3499UFP160P67 Q1-13
	160	46	137 x 115	105 x 80/75	11	200	300	3499UFP160P67 Q2-11
	160	46	137 x 115	105 x 80/75	11	200	300	3499UFP160P67 Q2-13
	200	46	137 x 115	105 x 80/75	11	240	350	3499UFP200P67 Q0-11
	200	46	137 x 115	105 x 80/75	11	240	350	3499UFP200P67 Q0-13
	200	46	137 x 115	105 x 80/75	11	240	350	3499UFP200P67 Q1-11
	200	46	137 x 115	105 x 80/75	11	240	350	3499UFP200P67 Q1-13
	200	46	137 x 115	105 x 80/75	11	240	350	3499UFP200P67 Q2-11
	200	46	137 x 115	105 x 80/75	11	240	350	3499UFP200P67 Q2-13

Functions

Model "Q0": The lever reverses automatically to the base position.

Model "Q1": The lever remains in the set position. The lever has to be actuated again to reverse the brake bolt to the base position.

Model "Q2": The locking has a double function through the actuation in different directions. In direction 1 the lever remains in the set position. The lever has to be actuated again to reverse the brake bolt to the base position. In direction 2 the lever reverses automatically to the base position.

Cam

The locking mechanism is activated through the cam via a lever.

Q0-11 = Cam bore perpendicular to the long side of plate, SW 11 mm

Q0-13 = Cam bore perpendicular to the long side of plate, SW 13 mm

Q1-11 = Cam bore perpendicular to the long side of plate, SW 11 mm

Q1-13 = Cam bore perpendicular to the long side of plate, SW 13 mm

Q2-11 = Cam bore perpendicular to the long side of plate, SW 11 mm

Q2-13 = Cam bore perpendicular to the long side of plate, SW 13 mm

Hex hole (SW)



Wheel: UFP

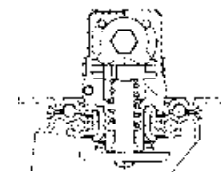
Wheel center:
Polyamide, Tread: elastic
tire, grey, non-marking,
with small
threadguards, precision
ball bearing



250kg

Casters with central lock Series 3479

Housing made of pressed steel, bright zinc plated, blue passivated, double ball bearing swivel head, dustguard, wheel axle with nut
 Drawings of plate fittings see page 42 - 43.
 Load capacity tested according EN 12532



	Wheel diameter [mm]	Tread width [mm]	Plate size [mm]	Plate hole centers [mm]	Plate hole [mm]	Offset [mm]	Overall height [mm]	Load capacity [kg]	
Swivel Casters									Order number
	125	40	105 x 85	80/77 x 60	9	40	155	250	3479UFR125P70 L0-11
	125	40	105 x 85	80/77 x 60	9	40	155	250	3479UFR125P70 L0-13
	125	40	105 x 85	80/77 x 60	9	40	155	250	3479UFR125P70 L1-11
	125	40	105 x 85	80/77 x 60	9	40	155	250	3479UFR125P70 L1-13
	125	40	105 x 85	80/77 x 60	9	40	155	250	3479UFR125P70 Q0-11
	125	40	105 x 85	80/77 x 60	9	40	155	250	3479UFR125P70 Q0-13
	125	40	105 x 85	80/77 x 60	9	40	155	250	3479UFR125P70 Q1-11
	125	40	105 x 85	80/77 x 60	9	40	155	250	3479UFR125P70 Q1-13
Swivel Casters with directional lock									Order number
	125	40	105 x 85	80/77 x 60	9	40	155	250	3471UFR125P70 L1-11
	125	40	105 x 85	80/77 x 60	9	40	155	250	3471UFR125P70 Q1-11

Automatic reverse

The locking mechanism is activated through the cam via a lever. Model 0: Lever reverses automatically to the base position.

- L0-11 = Cam bore parallel to the long side of plate, SW 11 mm
- Q0-11 = Cam bore perpendicular to the long side of plate, SW 11 mm
- L0-13 = Cam bore parallel to the long side of plate, SW 13 mm
- Q0-13 = Cam bore perpendicular to the long side of plate, SW 13 mm

Hex hole (SW)

Without automatic reverse

Locking mechanism is activated through the cam via a lever. Model 1: Lever remains in the set position. The lever has to be actuated again to reverse the brake bolt to position 0.

- L1-11 = Cam bore parallel to the long side of plate, SW 11 mm
- Q1-11 = Cam bore perpendicular to the long side of plate, SW 11 mm
- L1-13 = Cam bore parallel to the long side of plate, SW 13 mm
- Q1-13 = Cam bore perpendicular to the long side of plate, SW 13 mm

Hex hole (SW)



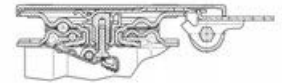
Wheel: UFR

Wheel center:
 Polyamide, Tread:
 Elastic-tire, grey, non-
 marking, without
 threadguards, roller
 bearing

250 - 400kg

Castors with central lock Series 3476

Housing made of pressed steel, bright zinc plated, blue passivated, double ball bearing swivel head, dustguard, wheel axle with nut
 Drawings of plate fittings see page 42 - 43.
 Load capacity tested according EN 12532



Swivel Casters with central-, total lock



Wheel diameter [mm]	Tread width [mm]	Plate size [mm]	Plate hole centers [mm]	Plate hole [mm]	Offset [mm]	Overall height [mm]	Load capacity [kg]	Order number
160	46	175 x 112	105 x 77,5	13	55	200	250	3476UFP160P67
160	46	175 x 112	105 x 77.5	13	55	200	300	3476UFX160P67
200	46	176 x 112	105 x 77,5	13	55	240	300	3476UFP200P67
200	46	176 x 112	105 x 77.5	13	55	240	300	3476UFX200P67

Rigid Casters




Wheel diameter [mm]	Tread width [mm]	Plate size [mm]	Plate hole centers [mm]	Plate hole [mm]	Offset [mm]	Overall height [mm]	Load capacity [kg]	Order number
160	46	137 x 115	105 x 80/75	11		200	300	3478UFP160P63
160	46	137 x 115	105 x 80/75	11		200	300	3478UFX160P63
200	46	137 x 115	105 x 80/75	11		240	400	3478UFP200P63
200	46	137 x 115	105 x 80/75	11		240	400	3478UFX200P63



Wheel: UFP
 Wheel center: Polyamide, Tread: Elastic-rubber, grey, non marking, with small threadguards, precision ball bearing



Wheel: UFX
 Wheel center: Polyamide, Tread: Elastic-tire, grey non-marking, with small threadguards, precision ball bearing, sealed



Advantage
 The brake pedal is attached to the mounting plate. Swivel mechanism is independent of the mounting plate. Therefore the brake pedal remains in the same position.



300 - 350kg



Casters with central lock Series 8499

Housing made of pressed steel, bright zinc plated, blue passivated, wheel axle with nut

Load capacity tested according EN 12532

	Wheel diameter [mm]	Tread width [mm]	Plate size [mm]	Plate hole centers [mm]	Plate hole [mm]	Overall height [mm]	Load capacity [kg]	Order number
Fixed casters, central lock								
	160	46	137 x 115	105 x 80/75	11	200	300	8499UFX160P67 Q0-11
	160	46	137 x 115	105 x 80/75	11	200	300	8499UFX160P67 Q0-13
	160	46	137 x 115	105 x 80/75	11	200	300	8499UFX160P67 Q1-11
	160	46	137 x 115	105 x 80/75	11	200	300	8499UFX160P67 Q1-13
	160	46	137 x 115	105 x 80/75	11	200	300	8499UFX160P67 Q2-11
	160	46	137 x 115	105 x 80/75	11	200	300	8499UFX160P67 Q2-13
	200	46	137 x 115	105 x 80/75	11	240	350	8499UFX200P67 Q0-11
	200	46	137 x 115	105 x 80/75	11	240	350	8499UFX200P67 Q0-13
	200	46	137 x 115	105 x 80/75	11	240	350	8499UFX200P67 Q1-11
	200	46	137 x 115	105 x 80/75	11	240	350	8499UFX200P67 Q1-13
	200	46	137 x 115	105 x 80/75	11	240	350	8499UFX200P67 Q2-11
	200	46	137 x 115	105 x 80/75	11	240	350	8499UFX200P67 Q2-13

Functions

Model "Q0": The lever reverses automatically to the base position.

Model "Q1": The lever remains in the set position. The lever has to be actuated again to reverse the brake bolt to the base position.

Model "Q2": The locking has a double function through the actuation in different directions. In direction 1 the lever remains in the set position. The lever has to be actuated again to reverse the brake bolt to the base position. In direction 2 the lever reverses automatically to the base position.

Cam

The locking mechanism is activated through the cam via a lever.

Q0-11 = Cam bore perpendicular to the long side of plate, SW 11 mm

Q0-13 = Cam bore perpendicular to the long side of plate, SW 13 mm

Q1-11 = Cam bore perpendicular to the long side of plate, SW 11 mm

Q1-13 = Cam bore perpendicular to the long side of plate, SW 13 mm

Q2-11 = Cam bore perpendicular to the long side of plate, SW 11 mm

Q2-13 = Cam bore perpendicular to the long side of plate, SW 13 mm

Hex hole (SW)



Wheel: UFX

Wheel center:
Polyamide, Tread:
Elastic-tire, grey, non-
marking, with small
threadguards, precision
ball bearing, sealed

160 - 400kg



Stainless Steel Casters Series 8470

Housing made of stainless steel, double ball bearing swivel head, wheel axle with nut

Drawings of plate fittings see page 42 - 43.

Load capacity tested according EN 12532



	Wheel diameter [mm]	Tread width [mm]	Plate size [mm]	Plate hole centers [mm]	Plate hole [mm]	Offset [mm]	Overall height [mm]	Load capacity [kg]		
Swivel Casters									Order number	
	100	34	105 x 85	80/77 x 60	9	41	128	160	8470UFX100P62	
	125	40	105 x 85	80/77 x 60	9	40	155	250	8470UFX125P62	
	160	46	137 x 105	105 x 80/75	11	55	200	300	8470UFX160P63	
	200	46	137 x 105	105 x 80/75	11	55	240	400	8470UFX200P63	
Rigid Casters									Order number	
	100	34	100 x 85	80/77 x 60	9		128	160	8478UFX100P62	
	125	40	100 x 85	80/77 x 60	9		155	250	8478UFX125P62	
	160	46	137 x 115	105 x 80/75	11		200	300	8478UFX160P63	
	200	46	137 x 115	105 x 80/75	11		240	400	8478UFX200P63	
Swivel Casters with total lock									Order number	
	100	34	105 x 85	80/77 x 60	9	41	128	160	8477UFX100P62	
	125	40	105 x 85	80/77 x 60	9	40	155	250	8477UFX125P62	
	160	46	137 x 105	105 x 80/75	11	60	200	300	8477UFX160P63	
	200	46	137 x 105	105 x 80/75	11	55	240	300	8477UFX200P63	
Swivel Casters with central-, total lock									Order number	
	160	46	175 x 112	105 x 77.5	13	55	200	250	8476UFX160P67	
	200	46	176 x 112	105 x 77.5	13	55	240	300	8476UFX200P67	

Wheel: UFX
 Wheel center:
 Polyamide, Tread:
 Elastic-tire, grey non-
 marking, with small
 threadguards, precision
 ball bearing, sealed





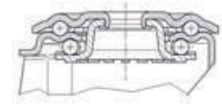
150kg



Stainless Steel Casters Series 8470

Housing made of stainless steel, double ball bearing swivel head, wheel axle with nut

Load capacity tested according EN 12532



	Wheel diameter [mm]	Tread width [mm]	Center hole [mm]			Offset [mm]	Overall height [mm]	Load capacity [kg]		Order number
Swivel Casters										
	100	34	11			41	128	150		8470UFX100P30-11
	100	34	13			41	128	150		8470UFX100P30-13
	125	40	11			40	155	150		8470UFX125P30-11
	125	40	13			40	155	150		8470UFX125P30-13
Swivel Casters with total lock										Order number
	100	34	11			41	128	150		8477UFX100P30-11
	100	34	13			41	128	150		8477UFX100P30-13
	125	40	11			40	155	150		8477UFX125P30-11
	125	40	13			40	155	150		8477UFX125P30-13



Wheel: UFX
 Wheel center: Polyamide, Tread: Elastic-tire, grey non-marking, with small threadguards, precision ball bearing, sealed

160 - 400kg

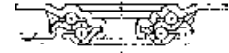


Stainless Steel Casters Series 8470

Housing made of stainless steel, double ball bearing swivel head, wheel axle with nut

Drawings of plate fittings see page 42 - 43.

Load capacity tested according EN 12532



	Wheel diameter [mm]	Tread width [mm]	Plate size [mm]	Plate hole centers [mm]	Plate hole [mm]	Offset [mm]	Overall height [mm]	Load capacity [kg]		
Swivel Casters									Order number	
	100	34	105 x 85	80/77 x 60	9	41	128	160	8470UFD100P62	
	125	40	105 x 85	80/77 x 60	9	40	155	250	8470UFD125P62	
	160	46	137 x 105	105 x 80/75	11	55	200	300	8470UFD160P63	
	200	46	137 x 105	105 x 80/75	11	55	240	400	8470UFD200P63	
Rigid Casters									Order number	
	100	34	100 x 85	80/77 x 60	9		128	160	8478UFD100P62	
	125	40	100 x 85	80/77 x 60	9		155	250	8478UFD125P62	
	160	46	137 x 115	105 x 80/75	11		200	300	8478UFD160P63	
	200	46	137 x 115	105 x 80/75	11		240	400	8478UFD200P63	
Swivel Casters with total lock									Order number	
	100	34	105 x 85	80/77 x 60	9	41	128	160	8477UFD100P62	
	125	40	105 x 85	80/77 x 60	9	40	155	250	8477UFD125P62	
	160	46	137 x 105	105 x 80/75	11	60	200	300	8477UFD160P63	
	200	46	137 x 105	105 x 80/75	11	55	240	300	8477UFD200P63	



Wheel: UFD
 Wheel center:
 Polyamide, Tread:
 Elastic-tire, grey, non-
 marking, without
 threadguards, roller
 bearing, stainless



150kg

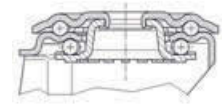


Stainless Steel Casters Series 8470

Housing made of stainless steel, double ball bearing swivel head, wheel axle with nut

Load capacity tested according EN 12532

Load capacity tested according EN 12532



	Wheel diameter [mm]	Tread width [mm]	Center hole [mm]			Offset [mm]	Overall height [mm]	Load capacity [kg]		Order number
Swivel Casters										
	100	34	11			41	128	150		8470UFD100P30-11
	100	34	13			41	128	150		8470UFD100P30-13
	125	40	11			40	155	150		8470UFD125P30-11
	125	40	13			40	155	150		8470UFD125P30-13
Swivel Casters with total lock										Order number
	100	34	11			41	128	150		8477UFD100P30-11
	100	34	13			41	128	150		8477UFD100P30-13
	125	40	11			40	155	150		8477UFD125P30-11
	125	40	13			40	155	150		8477UFD125P30-13



Wheel: UFD
 Wheel center:
 Polyamide, Tread:
 Elastic-tire, grey, non-
 marking, without
 threadguards, roller
 bearing, stainless

100 - 400kg

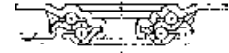


Stainless Steel Casters Series 8470

Housing made of stainless steel, double ball bearing swivel head, wheel axle with nut


Drawings of plate fittings see page 42 - 43.

Load capacity tested according EN 12532



	Wheel diameter [mm]	Tread width [mm]	Plate size [mm]	Plate hole centers [mm]	Plate hole [mm]	Offset [mm]	Overall height [mm]	Load capacity [kg]		
Swivel Casters									Order number	
	80	32	105 x 85	80/77 x 60	9	44.5	108	100	8470UAD080P62 red	
	100	32	105 x 85	80/77 x 60	9	41	128	150	8470UAD100P62 red	
	125	32	105 x 85	80/77 x 60	9	40	155	200	8470UAD125P62 red	
	125	38	137 x 105	105 x 80/75	11	55	161	300	8470UAD125P63 red	
	160	40	137 x 105	105 x 80/75	11	55	200	350	8470UAD160P63 red	
	200	46	137 x 105	105 x 80/75	11	55	240	400	8470UAD200P63 red	
Rigid Casters									Order number	
	80	32	100 x 85	80/77 x 60	9		108	100	8478UAD080P62 red	
	100	32	100 x 85	80/77 x 60	9		128	150	8478UAD100P62 red	
	125	32	100 x 85	80/77 x 60	9		155	200	8478UAD125P62 red	
	125	38	137 x 115	105 x 80/75	11		161	300	8478UAD125P63 red	
	160	40	137 x 115	105 x 80/75	11		200	350	8478UAD160P63 red	
	200	46	137 x 115	105 x 80/75	11		240	400	8478UAD200P63 red	
Swivel Casters with total lock									Order number	
	80	32	105 x 85	80/77 x 60	9	44.5	108	100	8477UAD080P62 red	
	100	32	105 x 85	80/77 x 60	9	41	128	150	8477UAD100P62 red	
	125	32	105 x 85	80/77 x 60	9	40	155	200	8477UAD125P62 red	
	125	38	137 x 105	105 x 80/75	11	60	161	300	8477UAD125P63 red	
	160	40	137 x 105	105 x 80/75	11	60	200	350	8477UAD160P63 red	
	200	46	137 x 105	105 x 80/75	11	55	240	400	8477UAD200P63 red	

Wheel: UAD
 Wheel center:
 Polyamide, white, Tread:
 Polyurethane, purple,
 without threadguards,
 roller bearing, stainless



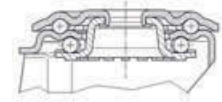


100 - 150kg




Stainless Steel Casters Series 8470

Housing made of stainless steel, double ball bearing swivel head, wheel axle with nut
Load capacity tested according EN 12532



	Wheel diameter [mm]	Tread width [mm]	Center hole [mm]			Offset [mm]	Overall height [mm]	Load capacity [kg]		
Swivel Casters									Order number	
	80	32	11			44.5	108	100	8470UAD080P30-11 red	
	80	32	13			44.5	108	100	8470UAD080P30-13 red	
	100	32	11			41	128	150	8470UAD100P30-11 red	
	100	32	13			41	128	150	8470UAD100P30-13 red	
	125	32	11			40	155	150	8470UAD125P30-11 red	
	125	32	13			40	155	150	8470UAD125P30-13 red	
Swivel Casters with total lock									Order number	
	80	32	11			44.5	108	100	8477UAD080P30-11 red	
	80	32	13			44.5	108	100	8477UAD080P30-13 red	
	100	32	11			41	128	150	8477UAD100P30-11 red	
	100	32	13			41	128	150	8477UAD100P30-13 red	
	125	32	11			40	155	150	8477UAD125P30-11 red	
	125	32	13			40	155	150	8477UAD125P30-13 red	



Wheel: UAD
 Wheel center: Polyamide, white, Tread: Polyurethane, purple, without threadguards, roller bearing, stainless

200 - 500kg



Stainless Steel Casters Series 8470

Housing made of stainless steel, double ball bearing swivel head, wheel axle with nut

Drawings of plate fittings see page 42 - 43.

Load capacity tested according EN 12532



	Wheel diameter [mm]	Tread width [mm]	Plate size [mm]	Plate hole centers [mm]	Plate hole [mm]	Offset [mm]	Overall height [mm]	Load capacity [kg]		
Swivel Casters									Order number	
	80	34	105 x 85	80/77 x 60	9	44.5	108	200	8470UOO080P62	
	100	36	105 x 85	80/77 x 60	9	41	128	200	8470UOO100P62	
	125	40	105 x 85	80/77 x 60	9	40	155	250	8470UOO125P62	
	160	40	137 x 105	105 x 80/75	11	55	200	500	8470UOO160P63	
	200	50	137 x 105	105 x 80/75	11	55	240	500	8470UOO200P63	
Rigid Casters									Order number	
	80	34	100 x 85	80/77 x 60	9		108	200	8478UOO080P62	
	100	36	100 x 85	80/77 x 60	9		128	200	8478UOO100P62	
	125	40	100 x 85	80/77 x 60	9		155	250	8478UOO125P62	
	160	40	137 x 115	105 x 80/75	11		200	500	8478UOO160P63	
	200	50	137 x 115	105 x 80/75	11		240	500	8478UOO200P63	
Swivel Casters with total lock									Order number	
	80	34	105 x 85	80/77 x 60	9	44.5	108	200	8477UOO080P62	
	100	36	105 x 85	80/77 x 60	9	41	128	200	8477UOO100P62	
	125	40	105 x 85	80/77 x 60	9	40	155	200	8477UOO125P62	
	160	40	137 x 105	105 x 80/75	11	60	200	500	8477UOO160P63	
	200	50	137 x 105	105 x 80/75	11	55	240	500	8477UOO200P63	



Wheel: UOO
Wheel: Polyamide,
white, plain bearing



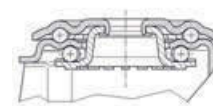
150kg



Stainless Steel Casters Series 8470

Housing made of stainless steel, double ball bearing swivel head, wheel axle with nut

Load capacity tested according EN 12532



	Wheel diameter [mm]	Tread width [mm]	Center hole [mm]			Offset [mm]	Overall height [mm]	Load capacity [kg]		Order number
Swivel Casters										
	80	34	11			44.5	108	150		8470UOO080P30-11
	80	34	13			44.5	108	150		8470UOO080P30-13
	100	36	11			41	128	150		8470UOO100P30-11
	100	36	13			41	128	150		8470UOO100P30-13
	125	40	11			40	155	150		8470UOO125P30-11
	125	40	13			40	155	150		8470UOO125P30-13
Swivel Casters with total lock										Order number
	80	34	11			44.5	108	150		8477UOO080P30-11
	80	34	13			44.5	108	150		8477UOO080P30-13
	100	36	11			41	128	150		8477UOO100P30-11
	100	36	13			41	128	150		8477UOO100P30-13
	125	40	11			40	155	150		8477UOO125P30-11
	125	40	13			40	155	150		8477UOO125P30-13



Wheel: UOO
 Wheel: Polyamide,
 white, plain bearing

80kg

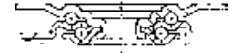


Stainless Steel Casters Series 8470 heat resistant


Housing made of stainless steel, double ball bearing swivel head, wheel axle with nut

Drawings of plate fittings see page 42 - 43.


Load capacity tested according EN 12532



	Wheel diameter [mm]	Tread width [mm]	Plate size [mm]	Plate hole centers [mm]	Plate hole [mm]	Offset [mm]	Overall height [mm]	Load capacity [kg]	Order number
Swivel Casters									
	100	35	105 x 85	80/77 x 60	9	41	128	80	8470IDG100P62
Rigid Casters									
	100	35	100 x 85	80/77 x 60	9	128	80		8478IDG100P62



Wheel: IDG
Wheel center: Aluminum, Tread: heat resisting rubber, damping, self-lubricating bushing, temperature range from -30 °C to +250 °C



Our heat resistant wheels can be used for up to 5 minutes at an ambient temperature of 310 °C. However, the temperature of the tread must not be allowed to exceed 250 °C.



100 - 125kg



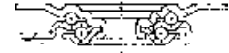
Stainless Steel Casters Series 8470 heat resistant

Housing made of stainless steel, double ball bearing swivel head, wheel

axle with nut


Drawings of plate fittings see page 42 - 43.

Load capacity tested according EN 12532



	Wheel diameter [mm]	Tread width [mm]	Plate size [mm]	Plate hole centers [mm]	Plate hole [mm]	Offset [mm]	Overall height [mm]	Load capacity [kg]		
Swivel Casters									Order number	
	80 100	35 35	105 x 85 105 x 85	80/77 x 60 80/77 x 60	9 9	44.5 41	108 128	100 125	8470BOG080P62 8470BOG100P62	

	Wheel diameter [mm]	Tread width [mm]	Plate size [mm]	Plate hole centers [mm]	Plate hole [mm]	Offset [mm]	Overall height [mm]	Load capacity [kg]		
Rigid Casters									Order number	
	80 100	35 35	100 x 85 100 x 85	80/77 x 60 80/77 x 60	9 9		108 128	100 125	8478BOG080P62 8478BOG100P62	



Wheel: BOG
Wheel made of duroplastic, self-lubricating bushing, temperature range from -40 °C to +280 °C

70 - 205kg Wheels for Industrial Casters

Load capacity tested according EN 12532

		Wheel diameter [mm]	Tread width [mm]	Axle Hole-Ø [mm]	Hub length [mm]	Load capacity [kg]		
DVR	Description						Order number	
	Wheel rims: pressed steel, zinc-chromatised, Tread: rubber, black, maintenance-free roller bearing, temperature range from - 20 to + 60 °C	100	30	12	44.4	70	DYR100x30-Ø12	
		125	37	12	44.4	100	DYR125x37-Ø12	
		160	40	20	58	135	DYR160x40-Ø20	
		200	50	20	58	205	DYR200x50-Ø20	
DYR	Description						Order number	
	according to ESD, electric conductive, Wheel rims: pressed steel, zinc-chromatised, Tread: rubber, black, maintenance-free roller bearing, temperature range from - 20 to + 60 °C	100	30	12	44.4	70	DIR100x30-Ø12	
		125	37	12	44.4	100	DIR125x37-Ø12	
		160	40	20	58	135	DIR160x40-Ø20	
		200	50	20	58	205	DIR200x50-Ø20	
DIR grey, non-marking	Description						Order number	
	Wheel rims: pressed steel, zinc-chromatised, Tread: rubber, grey, non-marking, maintenance-free roller bearing, temperature range from - 20 to + 60 °C	80	35	8	46	100	UVH080x35-Ø8	



100 - 500kg

Wheels for Industrial Casters

Load capacity tested according EN 12532

		Wheel diameter [mm]	Tread width [mm]	Axle Hole-Ø [mm]	Hub length [mm]		Load capacity [kg]		
UAR	Description								Order number
	Wheel center: Polyamide, grey, Tread: Polyurethane, hardness approx. Shore A 92, roller bearing, temperature range from -40 to +80 °C	80	38	12	44.4		150		UAR080x38-Ø12 HL44,4 grey
		100	32	12	44.4		150		UAR100x32-Ø12 HL44,4 grey
		125	32	12	44.4		200		UAR125x32-Ø12 HL44,4 grey
		125	38	12	44.4		300		UAR125x38-Ø12 HL44,4 grey
UAR	Description								Order number
	Wheel center: Polyamide, white, Tread: Polyurethane, purple, roller bearing, temperature range from -40 to +80 °C	80	32	12	44.4		100		UAR080x32-Ø12 HL44,4 red
		100	32	12	44.4		150		UAR100x32-Ø12 HL44,4 red
		125	32	12	44.4		200		UAR125x32-Ø12 HL44,4 red
		125	38	12	44.4		300		UAR125x38-Ø12 HL44,4 red
		125	40	20	58		300		UAR125x40-Ø20 HL58 red
		160	40	20	58		350		UAR160x40-Ø20 HL58 red
		200	46	20	58		500		UAR200x46-Ø20 HL58 red
UAD	Description								Order number
	Wheel center: Polyamide, white, Tread: Polyurethane, purple, roller bearing, stainless, temperature range from -40 to +80 °C	80	32	12	44.4		100		UAD080x32-Ø12 HL44,4 red
		100	32	12	44.4		150		UAD100x32-Ø12 HL44,4 red
		125	32	12	44.4		200		UAD125x32-Ø12 HL44,4 red
		125	38	12	44.4		300		UAD125x38-Ø12 HL44,4 red
		125	40	20	58		300		UAD125x40-Ø20 HL58 red
		160	40	20	58		350		UAD160x40-Ø20 HL58 red
		200	46	20	58		500		UAD200x46-Ø20 HL58 red
UAP	Description								Order number
	Wheel center: Polyamide, white, Tread: Polyurethane, purple, precision ball bearing, temperature range from -40 to +80 °C	125	40	20	60		300		UAP125x40-Ø20 HL60 red
		160	40	20	60		350		UAP160x40-Ø20 HL60 red
		200	50	20	60		500		UAP200x50-Ø20 HL60 red
		200	50	25	60		500		UAP200x50-Ø25 HL60 red

160 - 400kg

Wheels for Industrial Casters

Load capacity tested according EN 12532

		Wheel diameter [mm]	Tread width [mm]	Axle Hole-Ø [mm]	Hub length [mm]		Load capacity [kg]		Order number
UER	Description								
	Wheel center: Polyamide, grey, Tread: elastic tyre, black, roller bearing, temperature range from -20 to +80 °C	100	34	12	44.4		160		UER100x34-Ø12
		125	40	12	44.4		250		UER125x40-Ø12
		125	40	15	58		250		UER125x40-Ø15
		160	46	20	58		300		UER160x46-Ø20
		200	46	20	58		400		UER200x46-Ø20
UEP	Description								Order number
	Wheel center: Polyamide, grey, Tread: elastic tyre, black, with threadguards, precision ball bearing, temperature range from -20 to +80 °C	200	46	20	60		400		UEP200x46-Ø20
UEP	Description								Order number
	Wheel center: Polyamide, grey, Tread: elastic tyre, black, with small threadguards, precision ball bearing, temperature range from -20 to +80 °C	100	34	8	45		160		UEP100x34-Ø8
		125	40	8	45		250		UEP125x40-Ø8
		160	46	12	60		300		UEP160x46-Ø12
		160	46	20	60		300		UEP160x46-Ø20
		200	46	12	60		400		UEP200x46-Ø12
		200	46	20	60		400		UEP200x46-Ø20,1
UFR grey, non-marking	Description								Order number
	Wheel center: Polyamide, grey, Tread: elastic tyre, grey, non-marking, roller bearing, temperature range from -20 to +80 °C	100	34	12	44.4		160		UFR100x34-Ø12
		125	40	12	44.4		250		UFR125x40-Ø12
		125	40	15	58		250		UFR125x40-Ø15
		160	46	20	58		300		UFR160x46-Ø20
		200	46	20	58		400		UFR200x46-Ø20



Wheel: UFD

Same as UFR grey, non-marking, however with roller bearing, stainless. Replace UFR with UFD when ordering.



160 - 400kg

Wheels for Industrial Casters

Load capacity tested according EN 12532

		Wheel diameter [mm]	Tread width [mm]	Axle Hole-Ø [mm]	Hub length [mm]		Load capacity [kg]		
UFP grey, non-marking	Description								Order number
	Wheel center: Polyamide, grey, non-marking, with small threadguards, precision ball bearing, temperature range from -20 to +80 °C	100 125 160 160 200 200	34 40 46 46 46 46	8 8 12 20 12 20	45 45 60 60 60 60		160 250 300 300 400 400		UFP100x34-Ø8 UFP125x40-Ø8 UFP160x46-Ø12 UFP160x46-Ø20 UFP200x46-Ø12 UFP200x46-Ø20
UFX grey, non-marking	Description								Order number
	Wheel center: Polyamide, Tread: elastic tire, grey, non-marking, with small threadguards, precision ball bearing, sealed, temperature range from -20 to +80 °C	100 125 160 200	34 40 46 46	8 8 12 12	45 45 60 60		160 250 300 400		UFX100x34-Ø8 UFX125x40-Ø8 UFX160x46-Ø12 UFX200x46-Ø12
UFR blue, non-marking	Description								Order number
	Wheel center: Polyamide, black, Tread: elastic tire, blue, non-marking, roller bearing, temperature range from -20 to +80 °C	100 125	34 40	12 12	44.4 44.4		160 250		UFR100x34-Ø12 blue UFR125x40-Ø12 blue
UFP blue, non-marking	Description								Order number
	Wheel center: Polyamide, black, Tread: elastic tire, blue, non-marking, with small threadguards, precision ball bearing, temperature range from -20 to +80 °C	100 125	34 40	8 8	45 45		160 250		UFP100x34-Ø8 blue UFP125x40-Ø8 blue

80 - 160kg

Wheels for Industrial Casters

 Wheel center made of Polypropylene
 Load capacity tested according EN 12530

		Wheel diameter [mm]	Tread width [mm]	Axle Hole-Ø [mm]	Hub length [mm]	Load capacity [kg]		
PJO	Description							Order number
	Wheel center: Polypropylene, Tread: TENTEprene (thermoplastic rubber), grey, non-marking, Shore A 85, plain bearing, temperature range from -20 to +60 °C	100 125	32 32	12 12	44.4 44.4	80 100		PJO100x32-Ø12 HL44,4 PJO125x32-Ø12 HL44,4
PJR grey, non-marking	Description							Order number
	Wheel center: Polypropylene, Tread: TENTEprene (thermoplastic rubber), grey, non-marking, Shore A 85, roller bearing, temperature range from -20 to +60 °C	100 125 160 200	32 32 40 40	12 12 20 20	44.4 44.4 58 58	80 100 160 160		PJR100x32-Ø12 HL44,4 PJR125x32-Ø12 HL44,4 PJR160x40-Ø20 PJR200x40-Ø20
PJR blue, non-marking	Description							Order number
	Wheel center: Polypropylene, Tread: TENTEprene (thermoplastic rubber), blue, non-marking, Shore A 85, roller bearing, temperature range from -20 to +60 °C	100	32	12	44.4	80		PJR100x32-Ø12 HL44,4
PJP	Description							Order number
	Wheel center: Polypropylene, Tread: TENTEprene (thermoplastic rubber), grey, non-marking, Shore A 85, with small threadguards, precision ball bearing, temperature range from -20 to +60 °C	100 125	32 32	8 8	45 45	100 100		PJP100x32-Ø8 HL45 PJP125x32-Ø8 HL45



120 - 200kg

Wheels for Industrial Casters

Wheel center made of Polypropylene

Load capacity tested according EN 12532

		Wheel diameter [mm]	Tread width [mm]	Axle Hole-Ø [mm]	Hub length [mm]		Load capacity [kg]		
POO	Description								Order number
	Wheel made of Polypropylene, black, plain bearing, temperature range from -20 to +60 °C	65	30	12	34.5		120		POO065x30-Ø12
		80	34	12	44.4		125		POO080x34-Ø12
		100	36	12	44.4		160		POO100x36-Ø12
		125	40	12	44.4		200		POO125x40-Ø12
POR	Description								Order number
	Wheel made of Polypropylene, black, roller bearing, temperature range from -20 to +60 °C	80	34	12	44.4		125		POR080x34-Ø12
		100	36	12	44.4		160		POR100x36-Ø12
		108	36	12	44.4		160		POR108x36-Ø12
		125	40	12	44.4		200		POR125x40-Ø12 HL44,4
		125	40	12	48		200		POR125x40-Ø12 HL48

200 - 900kg

Wheels for Industrial Casters

 Wheel center made of Polyamide
 Load capacity tested according EN 12532

		Wheel diameter [mm]	Tread width [mm]	Axle Hole-Ø [mm]	Hub length [mm]	Load capacity [kg]		
UOO	Description							Order number
	Wheel made of Polyamide, white, plain bearing, temperature range from -40 to +80 °C	80 100 125 125 160 200 200	34 36 40 40 40 46 50	12 12 12 12 20 20 20	44.4 44.4 44.4 48 58 58 58	200 200 300 300 500 600 800		UOO080x34-Ø12 UOO100x36-Ø12 UOO125x40-Ø12 HL 44,4 UOO125x40-Ø12 HL 48 UOO160x40-Ø20 UOO200x46-Ø20 UOO200x50-Ø20
UOR	Description							Order number
	Wheel made of Polyamide, white, roller bearing, temperature range from -40 to +80 °C	80 100 125 125 160 200	34 36 40 40 40 50	12 12 12 12 20 20	44.4 44.4 44.4 48 58 58	200 200 300 300 400 400		UOR080x34-Ø12 UOR100x36-Ø12 UOR125x40-Ø12 HL 44,4 UOR125x40-Ø12 HL 48,4 UOR160x40-Ø20 UOR200x50-Ø20
UOP	Description							Order number
	Wheel made of Polyamide, white, precision ball bearing, temperature range from -40 to +80 °C	125	46	20	60	300		UOP125x46-Ø20
UOP	Description							Order number
	Wheel made of Polyamide, white, precision ball bearing, with small threadguards, temperature range from -40 to +80 °C	100 125 200 200	36 40 50 50	8 8 12.5 20	45 45 60 60	250 300 800 900		UOP100x36-Ø8 UOP125x40-Ø8 UOP200x50-Ø12,5 UOP200x50-Ø20



200 - 420kg

Wheels for Industrial Casters

Wheel center made of Aluminum

Load capacity tested according EN 12532

		Wheel diameter [mm]	Tread width [mm]	Axle Hole-Ø [mm]	Hub length [mm]		Load capacity [kg]		Order number
IEP	Description								
	Wheel center: Aluminum, Tread: Elastic-tire, vulcanized, precision ball bearing, incl. axle material, temperature range from - 20 to + 85 °C	100 100	40 40	8 8	45 49		200 200		IEP100x40-Ø8 HL45 IEP100x40-Ø8 HL49
ITP	Description								Order number
	Wheel center: Aluminum, Tread: Polyurethane, casted, precision ball bearing, temperature range from - 40 to + 60 °C	100 100 100	40 40 40	15 8 8	40 45 49		300 300 300		ITP100x40-Ø15 HL40 ITP100x40-Ø8 HL45 ITP100x40-Ø8 HL49
ITP	Description								Order number
	Wheel center: Aluminum, Tread: Polyurethane, casted, precision ball bearing, temperature range from - 40 to + 60 °C	125	30	15	45		420		ITP125x30-Ø15 HL45 flat

160 - 300kg Noise reducing Wheels

for Industrial Casters
Load capacity tested according EN 12532

		Wheel diameter [mm]	Tread width [mm]	Axle Hole-Ø [mm]	Hub length [mm]		Load capacity [kg]		Order number
HUR SYNTECH	Description								
	Wheel center: Polyamide, elastic solid rubber tire, Tread: Polyamide, roller bearing, temperature range from - 20 to + 80 °C	100 125	36 36	12 12	44 44		160 200		HUR100x36-Ø12 grey HUR125x36-Ø12 grey
HUR SYNTECH	Description								Order number
	Wheel center: Polyamide, elastic solid rubber tire, Tread: Polyamide, roller bearing, temperature range from - 20 to + 80 °C	100 125	36 36	12 12	44 44		160 200		HUR100x36-Ø12 white HUR125x36-Ø12 white
POS	Description								Order number
	Wheel center: Polypropylene, white, with threadguards, blue, roller bearing, noise reduced, temperature range from - 20 to + 60 °C	100 125	36 40	8 8	44 44		160 200		POS100x36-Ø8 POS125x36-Ø8
UOT	Description								Order number
	Wheel center: Polyamide, white, with threadguards, blue, precision ball bearing, noise reduced, temperature range from - 40 to + 80 °C	100 125	36 40	8 8	45 45		250 300		UOT100x36-Ø8 UOT125x36-Ø8



HUR
With elastic solid rubber, damping



POS
With shock absorbing element made of foamed polyurethane



UOT
With shock absorbing element made of foamed polyurethane



80 - 125kg Heat Resisting Wheels

for Industrial Casters
Load capacity tested according EN 12533

		Wheel diameter [mm]	Tread width [mm]	Axle Hole-Ø [mm]	Hub length [mm]		Load capacity [kg]		Order number
IDG heat resisting	Description								
	<p>Wheel center: Aluminum, Tread: heat resisting synthetic material, damping, self-lubricating bushing, temperature range from - 30 to + 250 °C. These wheels can be used up to 5 minutes at an ambient temperature of 310°C. However, the temperature of the tread must not be allowed to exceed 250°C.</p>	100	35	8	45		80		IDG100x35-Ø8
BOG heat resisting	Description								Order number
	<p>Wheel made of heat resisting, duroplastic, self-lubricating bushing, temperature range from - 40 to + 280 °C. Higher temperatures are possible short term. Contact us for more information.</p>	100	35	8	45		125		BOG100x35-Ø8
IOG heat resisting	Description								Order number
	<p>Wheel made of Aluminum, self-lubricating bushing, temperature range from - 40 to + 280 °C</p>	100	35	8	45		125		IOG100x35-Ø8



Wheel: IDG

These wheels can be used up to 5 minutes at an ambient temperature of 310°C. However, the temperature of the tread must not be allowed to exceed 250°C.



Wheel: BOG

Higher temperatures are possible in the short term. We shall be happy to advise you.

75 - 200kg

Pneumatic Tired Wheels

		Wheel diameter [mm]	Tread width [mm]	Axle Hole-Ø [mm]	Hub length [mm]		Load capacity [kg]		Order number
PPR	Description								
	Wheel center: Polypropylene, Tread: Pneumatic tires, roller bearing, rip profile	200 200	50 50	20 20	58 58		75 75		PPR200x50-Ø20 4PR grey PPR200x50-Ø20 4PR black
PQR	Description								Order number
	Wheel center: Polypropylene, Tread: Pneumatic tires, roller bearing, block profile	260 260 260 260	85 85 85 85	20 20 25 25	74 74 74 74		150 150 150 150		PQR260x85-Ø20 HL74 2PR PQR260x85-Ø20 HL74 4PR PQR260x85-Ø25 HL74 2PR PQR260x85-Ø25 HL74 4PR
PPR/PQR	Description								Order number
	Wheel center: Polypropylene, Tread: Pneumatic tires, roller bearing, PPR = rip profile, PQR = block profile	400 400 400 400	100 100 100 100	20 20 25 25	74 74 74 74		200 200 200 200		PPR400x100-Ø20 HL74 2PR PQR400x100-Ø20 HL74 4PR PPR400x100-Ø25 HL74 2PR PQR400x100-Ø25 HL74 4PR



Important notice

When using pneumatic tires, observe prescribed tire pressure (see tire pressures printed on tire).



75 - 200kg Pneumatic Tired Wheels

		Wheel diameter [mm]	Tread width [mm]	Axle Hole-Ø [mm]	Hub length [mm]		Load capacity [kg]		
DPR	Description								Order number
	Wheel center: Pressed steel, Tread: Pneumatic tires, roller bearing, rip profile	200	50	20	58		75		DPR200x50-Ø20 2PR grey
		200	50	20	58		75		DPR200x50-Ø20 2PR black
DQR	Description								Order number
	Wheel center: Pressed steel, Tread: Pneumatic tires, roller bearing, block profile	260	85	20	74		150		DQR260x85-Ø20 HL74 2PR
		260	85	20	74		150		DQR260x85-Ø20 HL74 4PR
		260	85	25	74		150		DQR260x85-Ø25 HL74 2PR
		260	85	25	74		150		DQR260x85-Ø25 HL74 4PR
		300	100	20	74		150		DQR300x100-Ø20 HL74 4PR
		300	100	25	74		150		DQR300x100-Ø25 HL74 4PR
DPR/DQR	Description								Order number
	Wheel center: Pressed steel, Tread: Pneumatic tires, roller bearing, DPR = rip profile, DQR = block profile	400	100	20	74		200		DPR400x100-Ø20 HL74 2PR
		400	100	20	74		200		DQR400x100-Ø20 HL74 4PR
		400	100	25	74		200		DPR400x100-Ø25 HL74 2PR
		400	100	25	74		200		DQR400x100-Ø25 HL74 4PR



Important notice

When using pneumatic tires, observe prescribed tire pressure (see tire pressures printed on tire).

150 - 200kg

Pneumatic Tired Wheels

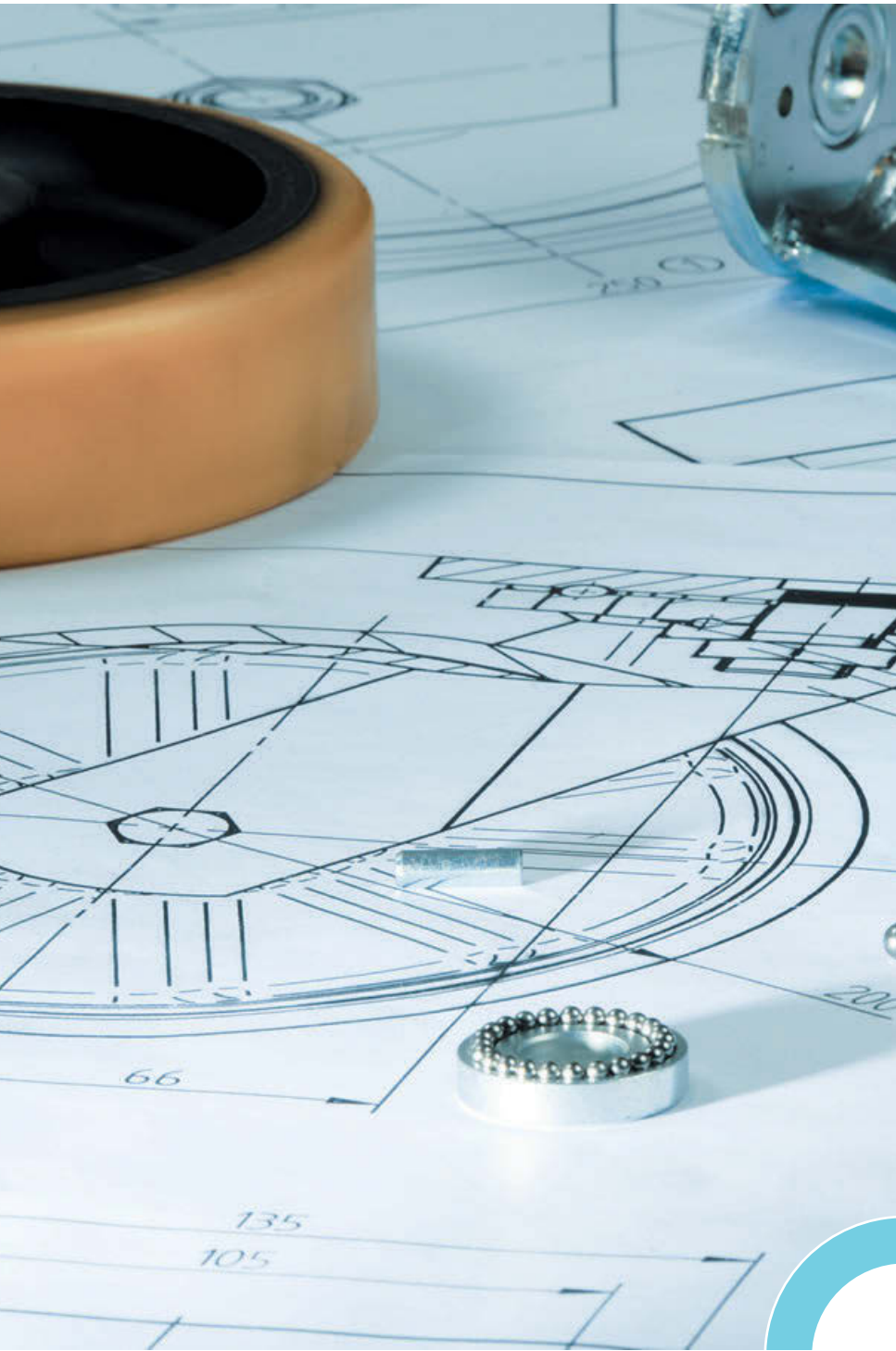
		Wheel diameter [mm]	Tread width [mm]	Axle Hole-Ø [mm]	Hub length [mm]	Load capacity [kg]	Order number
DQP	Description						
	Wheel center: Pressed steel, Tread: Pneumatic tires, precision ball bearing, block profile	260	85	20	74	150	DQP260x85-Ø20 HL74 2PR
		260	85	20	74	150	DQP260x85-Ø20 HL74 4PR
		260	85	25	74	150	DQP260x85-Ø25 HL74 2PR
		260	85	25	74	150	DQP260x85-Ø25 HL74 4PR
		300	100	20	74	150	DQP300x100-Ø20 HL74 4PR
		300	100	25	74	150	DQP300x100-Ø25 HL74 4PR
DPP/DQP	Description						Order number
	Wheel center: Pressed steel, Tread: Pneumatic tires, precision ball bearing, DPP = rip profile, DQP = block profile	400	100	20	74	200	DPP400x100-Ø20 HL74 2PR
		400	100	20	74	200	DQP400x100-Ø20 HL74 4PR
		400	100	25	74	200	DPP400x100-Ø25 HL74 2PR
		400	100	25	74	200	DQP400x100-Ø25 HL74 4PR



Important notice

When using pneumatic tires, observe prescribed tire pressure (see tire pressures printed on tire).

"We get your ideas rolling."



The TENTE range includes more than ten thousand different casters - yet, there are always special requirements that make customization necessary. No matter if this concerns a caster with a unique appearance, a small swivel interference, or a special suspension: we look forward to finding the perfect solution for your requirements, with you. Do not hesitate to tell us what you need - we will manufacture the matching caster, in the proven TENTE quality.

Examples for special TENTE solutions



Spring loaded stem-mountings

For use with institutional casters. The spring suspension can be adjusted to suit your application.





Quick action fitting for tubes

For easier caster assembly. No additional tools are required for fitting the stem in the tube.



Complete wheel sets

Upon request we can ship complete wheel sets consisting of wheels, axle and end caps.



Powered casters for hospital beds

For use as a fifth caster in the middle of the bed. TENTE developed a complete system, comprising of a powered caster, motor and switch electronics.



Automatic guided vehicles (AGV's)

Move routine and on-demand deliveries of bulk materials for healthcare, pharmaceutical industry, and warehouse distribution centers. Specially designed casters offer many benefits for this mobile application, such as:

Suitable to automated washing/cleaning processes (e.g. autoclaves), through solid housings made of stainless steel, electric conductive, and sealed wheels with precision ball bearings.

Besides the standard items we offer special brake options, e.g. additional force-loaded directional locks or user-friendly "ball-pen operation".



Drive wheels

Drive wheels can be supplied in accordance with drawings. You can choose between rubber or polyurethane treads.



Spring loaded foot protection

The spring loaded foot protection, stops the transport trolleys before rolling over the operator's feet. These casters meet exceptionally high safety requirements set up for the aerospace industry.



Central locking

Save and quick brake function for several casters at once. The side-mounted actuation lever on the housing guarantees safe and comfortable operation. For hand or foot operation.



Casters for heavy load

Our industrial casters offer a load capacity up to 12 tons. Directional lock option is available.



Casters with integrated spring

We offer spring loaded swivel and fixed casters for the safe transport of fragile merchandise. Spring will be adjusted according to your specification.

Product user information



According to the definition of the liability of manufacturers for their products, the apparatus and product safety law (GPSG; EU-guidelines 2001/95/EG) the following information has to be followed. Deviation from this information will release the manufacturer from his liability. We are required to give our customers detailed information about the use of our products. Disregarding this fact will release the manufacturer from his liability.

Please note that the technical details in this catalog could be subject to change.

1.0 Product Information and Determined Use

According to this definition wheels and casters are constructional parts that are generally interchangeable.

They are fitted to apparatus, furniture, transport systems or similar products to make them mobile.

This product information refers to casters and wheels, particularly to swivel casters (not steer casters) which are used on non-powered equipment, at a speed not exceeding walking pace, and not in continuous motion.

According to this product information casters and wheels can be divided into the following categories of application:

- Domestic Use: e. g. seating, furniture
- General Services: e. g. shopping carts, office equipment
- Health Care Services e. g. hospital beds, patient trolleys

- Industrial Purposes: e. g. transport equipment with medium and heavy duty load bearing capacities.

Wheels will give a long and troublefree life if the following points are adhered to:

- a) Correct and secure fitting at the designed position.
- b) The fitting must have adequate strength and material for a secure mounting.
- c) The function of the caster must not be changed, nor affected by the fitting.
- d) The swivel action axle must be vertical at all times.
- e) Fixed casters must have their wheel axles in alignment.
- f) If only swivel casters are used, they must be common to each other.
- g) If fixed casters are used with swivel casters, then all casters must be compatible and recommended by the manufacturer.

If casters are used in areas such as:

outdoors, coastal areas, corrosive and/or other aggressive areas, special products have to be specified.

For use in temperatures below 5 °C and above 30 °C the efficiency of the caster can be impaired, particularly the normal load capacity as published, can be affected when used in temperatures below/above those stated herein. Special products can



European guidelines 2011/65/EU (RoHS)

Most of our products are RoHS compliant; according to the guidelines of the electro- and electronic industry.

be specified. Component parts are assembled into a complete caster. The manufacturer is only liable for the original component parts making the complete caster.

When selecting a caster it is necessary to consider all aspects of the symbol chart as published.

2.0 Misuse

The word 'misuse' can be defined as:

2.1 Overloading

2.2 Unsuitable flooring

2.3 Excessive temperatures

2.4 Failure to release brakes

2.5 Exposure to caustic substances

2.6 Excessive shock load

2.7 Ingression of foreign objects into the wheel tread

2.8 Excessive speed

2.9 Changes made to the component parts and assembled casters not previously agreed with the original manufacturer.

3.0 Product Capability

Should the user not find a product clearly described in the manufacturers catalog, leaflets, descriptive literature etc. then any

new caster designed for the particular application has to be fully agreed with the manufacturer. Any new designs effected will be subject to the relevant DIN, ISO, EN- STANDARDS as well as the Quality Standard RAL-RG 607/10.

4.0 Maintenance

Regular maintenance of casters:

Regreasing of axle and swivel bearings; retightening of axles and/or adjustable king pin, when fitted.

Should any cleaning agents be used, then these same agents should not contain corrosive, nor grinding elements.

5.0 Product Information and User Guide

It is necessary to ensure that the Product Information and User Guide is made available when required, and that the reseller ensures the customer is supplied with the necessary catalog. That the Original Equipment Manufacturer, on whose equipment the product is fitted, ensures the end user has the Product Information and User Guide.

To ensure proper function of the casters and wheels, the reseller must consider the Product Information (1.0 to 6.0). This product information can be supplied for issue to the manufacturer of the equipment. The manufacturer of the equipment has to refer to the Product Information (1.0 to 6.0), copies of this Product Information can be ordered from the caster manufacturer for the distribution to the end user.

6.0 Key to pictograms



Omission:

Load capacity



shock or fall



uneven floors



brake applied



chemical substances



climatic influences



excessive speed



lateral forces



Danger



Forbidden

Contacts in North America



2

● Calgary

● Winnipeg

1

● Chicago

● Montréal

● Plattsville

● Hebron

● New York

● Dallas

● Houston

● Florida



1

TENTE CASTERS Inc.

2266 Southpark Dr.
Hebron, KY 41048

Twitter: @TENTE_Casters

YouTube: www.youtube.com/TENTEinternational

2

TENTE Canada, Inc.

69 Albert St. West
P.O. Box 70
Plattsville, ON NOJ 1S0
Canada

T

Contact Europe

Subsidiaries

TENTE International GmbH

Konrad-Adenauer-Ufer 7
50668 Köln

e-mail: info@tente.de
Internet: www.tente.com

Baltic States / Ukraine

TENTE SIA
Lapegles, Stūniši
Olaines novads LV-2127
Dommo Biznesa parks, Korpuss D
Tel.: +371 67 62 01 44
Fax: +371 67 60 73 34
e-mail: kkirpitis@tente.lv
Internet: www.tente.lv

Belarus

TENTE Bel
Babushkina 90, Office 111
220024 Minsk
Tel.: +375 296 66-04-00
Fax: +375 172 91-06-58
e-mail: dfilippovez@tente.ru
Internet: www.tente.by

Belgium / Luxembourg

TENTE N.V.S.A.
Industriezone 9
B-9770 Kruishoutem
Tel.: +32 / (0)9 / 3 88 69 51
Fax: +32 / (0)9 / 3 88 69 55
e-mail: info@tente.be
Internet: www.tente.be

France

TENTE Roulettes Polymères
13, rue de Charmois
B.P. 51
F-39700 La Barre
Tel.: +33 / (0) 3 84 71 32 40
Fax: +33 / (0) 3 84 81 23 24
e-mail: info@tente-rp.fr
Internet: www.tente.fr

Germany

TENTE-ROLLEN GmbH
Herrlinghausen 75
D-42929 Wermelskirchen
Tel.: +49 (0) 21 96 / 99 - 0
Fax: +49 (0) 21 96 / 99 - 127
e-mail: info@tente.de
Internet: www.tente.de

Germany

TENTE Schwerlasttechnik GmbH
Am Eichholz 22
D-42897 Remscheid
Tel.: +49 (0) 21 91/42 30 - 0
Fax: +49 (0) 21 91/42 30 - 200
e-mail: heavyduty@tente.de
Internet: www.tente.de

Russia

TENTE OOO
117452, г.Москва
RU-Balaklavskiy prospekt 28b, bld.1
Tel.: +7(495) 647-79-96
Fax: +7 (495) 644-16-69
e-mail: info@tente.ru
Internet: www.tente.ru

Spain / Portugal

TENTE RUEDAS S.A.
Calle Vilator, 6
Pol. Coll de Montcada
E-08110 Montcada y Reixach
Tel.: +34 / (0)93 / 5 64 57 51
Fax: +34 / (0)93 / 5 64 36 46
e-mail: tenteruedas@tenteruedas.es
Internet: es.tente.com

Sweden/Norway

TENTE AB
Fraktvägen 5A
S - 435 33 Mölnlycke
Tel.: +46 / (0)31 / 46 47 00
Fax: +46 / (0)31 / 48 68 48
e-mail: order@tente.se
Internet: www.tente.se

Agencies

Austria

Außendienst:
A-2103 Langenzersdorf
Tel.: +43 (0) 650 / 90 19 540
Fax: +43 (0) 22 44 2 05 83
e-mail: jdolenga@tente.at
Innendienst:
Tel.: +43 (0) 22 44 / 2 05 81
Fax: +43 (0) 22 44 / 2 05 83
e-mail: kmueller@tente.at

Bulgaria

ProfisBG
AIRPORT - Industrial Zone
Nedelcho Bonchev str. No 3, 8th floor
1528 Sofia
Tel.: +359 (0) 2 973 21 94, ~95
Fax: +359 (0) 2 917 39 27
e-mail: tente@profisbg.com
Internet: bg.tente.com

Croatia

Mistera Zagreb
Zlebce 41
11090 Zagreb - Hrvatzka
Tel.: +3851 3499 - 523
Fax: +3851 3499 - 524
e-mail: mistera.zagreb@zg.t-com.hr
Internet: www.mistera-kotaci.hr
Internet: hr.tente.com

Slovakia

Prodex spol. s r.o.
Rozvojová 2
04011 Košice
Tel.: +421 55 644 6284
Fax: +421 55 644 6285
e-mail: zelenakkolieska@stonline.sk
Internet: www.kolieska.sk
Internet: www.tente.sk

Turkey

Phoenix Mecano Mazaka Endüstriyel
Ürünler San ve Tic AŞ
İvedik OSB 1434. Sok No:5
Yenimahalle/ ANKARA
Tel.: + 90 312 394 21 06
Fax: + 90 312 394 21 07
e-mail: info@mazaka.com.tr
Internet: www.mazaka.com.tr
Internet: tr.tente.com

Czech Republic

TENTE s.r.o.
Sudoměřice 550
CZ 696 66
Tel.: +420 518 367 231
Fax: +420 518 367 510
e-mail: tente@tente.cz
Internet: www.tente.cz

Denmark

TENTE A/S
Birkemosevej 32
Postbox 32
DK-8361 Hasselager
Tel.: +45 / 70 10 82 10
Fax: +45 / 70 10 81 10
e-mail: info@tente.dk
Internet: www.tente.dk

Finland

TENTE Oy
Hitsaajankatu 9 B
P.O. Box 36
FIN-00811 Helsinki
Tel.: +358 (0)10 2294110
Fax: +358 (0)10 2294119
e-mail: hfranzen@tente.fi
Internet: www.tente.fi

France

TENTE S.A.S.
11 rue de l'Orme Brisé - Pringy
F-77986 St Fargeau Pthierry Cedex
Tel.: +33 / (0)1 / 60 65 23 00
Fax: +33 / (0)1 / 60 65 23 44
e-mail: info@tente.fr
Internet: www.tente.fr

Great Britain / Ireland

TENTE CASTORS Ltd.
100 Papyrus Road, Werrington
Parkway
GB-Peterborough PE4 5HN
Tel.: +44 / (0) 17 33 / 57 81 11
Fax: +44 / (0) 17 33 / 57 81 23
e-mail: sales@tente.co.uk
Internet: www.tente.co.uk

Hungary

TENTE Magyarország Kft.
Hunyadi János Út 162
H-1117 Budapest
Tel.: +36 / (06)1 / 2 03 00 28
Fax: +36 / (06)1 / 2 04 08 15
e-mail: info@tente.co.hu
Internet: www.tente.co.hu

Italy

TENTE Ruote S.r.l.
Via Piemonte, 7
I-20090 BUCCINASCO (MI)
Tel.: +39 02 92864354
Fax: +39 02 92864359
e-mail: info@tente.it
Internet: www.tente.it

Poland

Tente sp. z o.o.
ul. Gdyńska 131
62-004 Czerwonak k. Poznań
Tel.: +48 61 812 62 86
Tel.: +48 61 812 68 62
Fax: +48 61 812 13 09
e-mail: info@tente.pl
Internet: www.tente.pl

Switzerland

TENTE AG
Bösch 41
CH - 6331 Hünenberg
Tel.: +41 / (0)41 / 7 81 08 81
Fax: +41 / (0)41 / 7 61 89 63
e-mail: info@tente.ch
Internet: www.tente.ch

The Netherlands

TENTE Wielen B.V.
Postbus 244
NL-2150 AE Nieuw-Vennep
Noorderdreef 66
NL-2153 LL Nieuw-Vennep
Tel.: +31 / (0)2 52 / 62 03 54
Fax: +31 / (0)2 52 / 62 00 54
e-mail: info@tente.nl
Internet: www.tente.nl

Iceland

Fálkinn HF.
P.O. Box 8420
128 Reykjavík
Tel.: +354 / (0)4 / 5 40 70 00
Fax: +354 / (0)4 / 5 40 70 31
e-mail: falkinn@falkinn.is
Internet: www.falkinn.is
Internet: is.tente.com

Kazakhstan

STARCO ASIA TOO
Bogenbai Batyra 313-111
050024 Almaty
Tel.: +7 727 384-01-48
Fax: +7 727 384-01-45
e-mail: sales@starco.kz
Internet: kz.tente.com

Romania

Autocrisana S.A.
Atelierelor 12 / A
410542 Oradea, Bihor
Tel.: +40 / 722 246 946
Fax: +40 / 259 426 661
e-mail: acrisan@tente.ro
Internet: www.tente.ro

Serbia

MISTERA d.o.o.
Svetog Nikole No.124
11060 Belgrade
Tel.: +381 (11) 38 08 714
Fax: +381 (11) 24 16 878
e-mail: mistera@eunet.rs
Internet: www.mistera-tockovi.rs
Internet: rs.tente.com

Contacts

TENTE International GmbH

Konrad-Adenauer-Ufer 7
50668 Köln

e-mail: info@tente.de
Internet: www.tente.com

Subsidiaries

Australia

TENTE Castors & Wheels Pty. Ltd.
Unit B4, 3-29 Birnie Ave
Lidcombe NSW 2141
Tel.: +612 / 9519 5540
Fax: +612 / 9519 3795
e-mail: sales@tente.com.au
Internet: au.tente.com

Canada

TENTE Canada, Inc.
69 Albert St. W
P.O. Box 70
Plattsville, ON NOJ 1 S0
Tel.: 226.656.4201
Fax: 226.656.1020
e-mail: info@tentecasters.ca
Internet: www.tente.us

China

TENTE Casters (Suzhou) Co.,Ltd.
Building 9 , No 88 Jinling East Road
East Weiting District,
Suzhou Industrial Park
Suzhou, Jiangsu 215122
Tel.: +86(0)512 - 6271 6390
Fax: +86(0)512 - 6271 6392
e-mail: sales@tente.com.cn
Internet: www.tente.cn

Agencies

Argentina

Industrial Deckert SRL
Calle 95 (Ex-Mont) No. 601
1672 V. Lynch
Buenos Aires
Tel.: +54 / (11) / 47 55 71 15
Fax: +54 / (11) / 47 55 71 15
e-mail: figuero@e-deckert.com.ar
Internet: www.e-deckert.com.ar
Internet: ar.tente.com

Chile

INLOG Ltda.
Ingeniería y Logística Aplicada
Limitada, Puerto Madero 9620
Parque Industrial Puerto Santiago -
Pudahuel, Santiago
Tel.: +56 / (2) / 411 72 00
Fax: +56 / (2) / 411 72 50
e-mail: ventas@inlog.cl
Internet: cl.tente.com

Egypt

INTERNATIONAL FOR AGENCIES
95 El Gomhorya st., beside Sidnay
Hospital, first floor Apartment 12,13
Cairo
Tel.: +20 / (0)2 / 5 90 09 18
Fax: +20 / (0)2 / 5 90 09 13
Mobile: 0123141298
e-mail: elalamia_gamal_co@yahoo.com
Internet: eg.tente.com

Iran

TIRE MACHINE
App.#607, 6th floor
No.112, Vanak Sqr.
19919 Teheran
Tel.: (+98) 21 887 945 80
Fax: (+98) 21 887 945 81
e-mail: tiremachine@iredco.com
Internet: ir.tente.com

Israel

Matechet Ma'ayan A.C.S. LTD.
Kibbutz Ma'ayan Baruch
12220
Tel.: +972 / (4) 6 95 46 54
Fax: +972 / (4) 6 94 44 41
e-mail: pini@gal-galil.co.il
Internet: www.gal-galil.co.il
Internet: il.tente.com

Jordan

Fahed H. Khanjer
P.O. Box 1477
Irbid
Tel.: (+96) 2 27 24 39 36
Fax: (+96) 2 27 24 75 77
Internet: jo.tente.com

Nigeria

Bank-Tao Ventures Ltd.
33, Adekitan Str.
Off Palm Avenue, Lapido Str.
Mushin, Lagos
Tel.: (+23) 41-4 52 72 97
Fax: (+23) 41-4 52 06 93
e-mail: banktao1@yahoo.com
Internet: ng.tente.com

Panama

Empresas Hopsa, S.A.
Transistmica y Calle 64 Oeste
Apdo. B-2, Panamá 9-A
Tel.: +507 279 9800
Fax: +507 236 2875
e-mail: asimons@hopsa.com
Internet: www.hopsa.com
Internet: pa.tente.com

Peru

JR International Company S.A.C.
Jr. Jose de Rivadeneyra 692
Sta. Catalina - La Victoria
Lima
Tel.: (+511) 471 48 36
Fax: (+511) 2 65 11 57
e-mail: jrintercompany@hotmail.com
Internet: pe.tente.com

United Arab Emirates

E.G. Kistenmacher & Co.
P.O. Box 10 37 09
20025 Hamburg
Tel.: +49 / (0) 40 / 23 69 85 0
Fax: +49 / (0) 40 / 23 69 85 10
e-mail: frank.dreyer@kistenmacher.de
Internet: www.kistenmacher.de
Internet: ae.tente.com

Japan

TENTE Casters Co., Ltd.
13, Chidori-cho, Ichikawa-city,
Chiba, 272-0126, Japan
Tel.: +81 (0)47-300-2333
Fax: +81 (0)47-300-2334
e-mail: infotjp@tente.jp
Internet: www.tente.jp

Rep. of South Africa

TENTE CASTORS S.A. (Pty.) Ltd.
No. 2 Wankel Street, Jet Park Ext. 1
P.O. Box 2 66 02
EAST RAND 14 62
Tel.: +27 / (0)11 / 3 97 47 50
Fax: +27 / (0)11 / 3 97 43 06
+ 3 97 43 11
e-mail: tente@tentersa.com
Internet: za.tente.com

USA

TENTE CASTERS Inc.
2266 Southpark Drive
Hebron, KY 41048
Tel.: 859.586.5558
Fax: 859.586.5859
e-mail: info@tente-us.com
Internet: www.tente.us

Guatemala

Importadora Centroamericana Cefesa
S.A.
3a Calle 5 - 43 Zona 9 y
5a. Aavenida7-85, Zona 4
Guatemala, C.A.
Tel.: 00502/ 3314722 y 3344001
Fax: 00502/ 3344002
e-mail: mayday@gua.net
Internet: gt.tente.com

Hong Kong

Hang Cheong Trading Co.,
Flat D, 5/F., Supreme Industrial Bldg.,
15-17, Shan Mei Street, Fotan, Shatin
N.T., Hong Kong
Mobile: +852 / 9422 5443
Tel.: +852 / 2332 5779
Fax: +852 / 2332 5977
e-mail: kkleee@hangcheong.com.hk
Internet: hk.tente.com

India

AK Castors India
403, 4th floor
Sai Sagar Building, Plot No.69
Sector-15, CBD Belapur
Navi Mumbai 400614, India
Mobile: +91 93733 90441
e-mail: agupta@tente.in
Internet: www.tente.in

Indonesia

PT KASTOR & WHEEL INDONESIA
Komp. Ruko Mega Grosir
Cempaka Mas Blok P
No.34 Jl.Let.Jend Soeprapto, Jakarta
Tel.: +62 21 42 88 89 23
Fax: +62 21 42 88 35 59
e-mail: james@kastorwheel.com
Internet: www.kastorwheel.com
Internet: id.tente.com

Korea

Sung Sim Medical Supply Co., Ltd.
94-97 Young Dung Po-Dong,
Young Dung Po-Ku
Seoul
Tel.: +82 / (02) / 2633-0019
Fax: +82 / (02) / 2677 2286
e-mail: cklm@ssmc.co.kr
Internet: www.ssmc.co.kr
Internet: kr.tente.com

Kuwait

Safety International
General Trading & Cont. Co. WLL
Khalifa Al Jassim Street,
Shuwaikh Industrial Area
Tel.: 00965 - 4837304/5
Fax: 00965 - 4837306/4837795
e-mail: safetykt@safetykt.com
Internet: kw.tente.com

Malaysia

UKAI (MALAYSIA) SDN.BHD.
No. 7 & 9, Jalan 5/116B, Kuchai
Entrepreneurs' Park, Off Jalan Kuchai
Lama, 58200 Kuala Lumpur
Tel.: + 60 3 / 79 81 98 08
Fax: + 60 3 / 79 81 98 09
e-mail: castor@ukai.com.my
Internet: www.ukai.com.my
Internet: my.tente.com

Mexico / Venezuela

Joyma Industrial
Bio. Max.Martinez 3371
02870 México, D.F.
Tel.: + 52 (5 55) 3 41 05 20
Fax: + 52 (5 55) 3 41 29 92
e-mail: ventas@joyma.com.mx
Internet: www.joyma.com.mx
Internet: mx.tente.com

Saudi Arabia / Bahrain

E.G. Kistenmacher & Co.
P.O. Box 10 37 09
20025 Hamburg
Tel.: +49 / (0) 40 / 23 69 85 0
Fax: +49 / (0) 40 / 23 69 85 10
e-mail: frank.dreyer@kistenmacher.de
Internet: www.kistenmacher.de
Internet: sa.tente.com

Singapore

Castor & Wheel (Singapore) Pte. Ltd.
29 Kaki Bukit Place
Singapore 416207
Tel.: 0065 / 67 45 69 44
Fax: 0065 / 67 45 69 45
e-mail: singapore@castorwheel.com
Internet: www.castorwheel.com
Internet: sg.tente.com

Taiwan

Full Tzer Industrial Co., Ltd.
8Fl-8, No. 100
Lin-Sen North Road
Taipei 104
Tel.: +886 / (0)2 / 25 23 41 07
Fax: +886 / (0)2 / 5 81 96 61
e-mail: fulltzer@ms48.hinet.net
Internet: tw.tente.com

Thailand

TIMENG CASTER (Bangkok) Co., Ltd.
61-63-65, Trimit Road,
Sampantawong
Bangkok 10100
Tel.: +66 / (0)2 / 639 0100
Fax: +66 / (0)2 / 639 0090
e-mail: sales@tmcaster.com
Internet: www.tmcaster.com
Internet: th.tente.com



Distributed by:

B&C Industrial Products, Inc.
1120 Fuller Drive
Garrett, IN 46738
PH: 1-888-276-3386
Email: sales@bandcip.com
Website: www.bandcip.com