

# Regent



- Made in the U.S.A.
- RoHS** Environmentally friendly
- NSF** listed

## Features

- Industry leading selection and overall value
- Fast deliveries for any order quantity
- High-strength & heat treated steel for increased durability and caster life
- Dual ball raceways
- RoHS compliant zinc plating for corrosion resistance
- Octagon washer on stem models for easy installation
- NSF approved (less thread guards)

## Applications

- Store fixtures
- Carts
- Institutional Equipment
- Food Service Equipment
- Furniture
- Janitorial Equipment
- Office Equipment
- Racks and Storage Equipment
- Medical Equipment

## Options

- **Brakes:** available on all sizes (see below and product pages for details).
- **Finishes:** Zinc plating standard; optional finishes available (see below).
- **Fastenings & Wheels:** additional fastening sizes and wheel options available. Consult factory.
- **1-5/8" Diameter Models:** see Mighty-Mite on page 38.



## Wheel Selection



Floor Protection*	✓	✓	✓+	✓+	✓+	✓+	✓+	✓+
Non-Marking	✓	✓	✓+	✓+	✓+	✓+	✓+	✓+
Durability	✓+	✓	✓	✓+	✓	✓+	✓+	✓+
Cushioned Ride		✓+(soft)	✓	✓	✓+	✓	✓+	✓+
Chemical Resistance	✓+	✓	✓	✓+	✓	✓+	✓+	✓+

\*See page 48 for application details.

## Brake Selection



**Side Brakes** for 2", 2-1/2" and 3" models. Add **[B]** at end of model.



**Top Lock Brakes** 3" and 4" diameter models. Add **[TL]** at end of model. Not compatible with top plate models.



**Tread Lock Brakes** 4" and 5" models. Add **[B]** at end of model.



**Side Brakes** 4" and 5" models. Add **[SB]** at end of model.

## Finish Options

Replace standard Zinc **[ZN]** in Part Number with appropriate finish code. Minimum order quantities may apply.



## Socket Options

Shepherd has many solutions to help you mount your casters to your equipment quickly and easily. See pages 56-57 for more information.



Connects casters to wood



Connects casters to round tubes



Connects casters to square tubes



Weldable caster mount



Metal T nut



Connect casters to PVC pipe legs



Connect casters to threaded pipes



Corner brackets

Regent continues next page



Continued from previous page

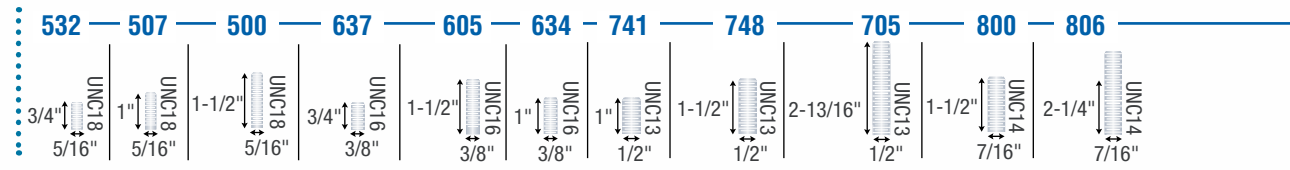
## Stem Models

Plate Models on Next Page

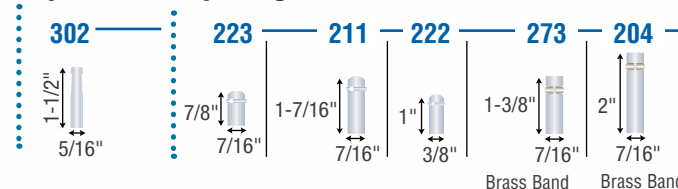
Wheel Diameter (Inches)	Tread Width (Inches)	Mounting Height (Inches)	Swivel Radius (Inches)	Tread Type	Dynamic Load (Pounds)	Base Model Number (Add fastening code)	Fastening Selection*
2"	13/16"	2-5/8"	1-15/16" Side Brake: 2-1/8"	Soft Rubber	80	PRE20___ZN-3R	<b>Threaded: 532, 507, 500, 637, 605, 634</b> <b>Grip Neck: 302</b> <b>Grip Ring: 223, 211, 222, 273</b>
				Thermoplastic Rubber	80	PRE20___ZN-TPR	
				Hard Rubber	90	PRE20___ZN-3H	
				Polyurethane	90	PRE20___ZN-TPU	
				Solid Wall Polyolefin	90	PRE20___ZN-3ES	
				Polyolefin	90	PRE20___ZN-3E	
				Vipor	90	PRE20___ZN-VPR01(CG)	
2-1/2"	13/16"	3-1/8"	Swivel & Side Brake: 2-1/8"	Soft Rubber	80	PRE25___ZN-3R	<b>Threaded: 532, 507, 500, 637, 634, 605</b> <b>Grip Neck: 302</b> <b>Grip Ring: 223, 211, 222, 273</b>
				Thermoplastic Rubber	80	PRE25___ZN-TPR	
				Hard Rubber	95	PRE25___ZN-3H	
				Polyurethane	95	PRE25___ZN-TPU	
				Polyolefin	95	PRE25___ZN-3E	
				Vipor	95	PRE25___ZN-VPR01(CG)	
3"	13/16"	3-1/2"	Swivel and Side Brake: 2-1/2" Top Lock Brake: 3-5/16"	Soft Rubber	110	PRE30___ZN-3R	<b>Threaded: 532, 507, 500, 637, 634, 605, 748</b> <b>Grip Neck: 302</b> <b>Grip Ring: 223, 211, 222, 273</b>
				Thermoplastic Rubber	110	PRE30___ZN-TPR	
				No-Matic	110	PRE30___ZN-NOM	
				Hard Rubber	120	PRE30___ZN-3H	
				Polyurethane	120	PRE30___ZN-TPU	
				Polyolefin	120	PRE30___ZN-3E	
				MonoTech	120	PRE30___ZN-MNT	
				Vipor	120	PRE30___ZN-VPR01(CG)	
				Vipor	120	PRE30___ZN-VPR01(CG)	
4"	15/16"	4-3/4"	3-7/16" Side Brake: 3-1/2" Top Lock Brake: 4-1/16"	Soft Rubber	125	PRE40___ZN-3R	<b>Threaded: 605, 741, 748, 705, 800, 806</b> <b>Grip Ring: 211, 273, 204</b> <b>Expanding Adapter: 440-455</b>
				Thermoplastic Rubber	125	PRE40___ZN-TPR	
				Hard Rubber	150	PRE40___ZN-3H	
				Polyurethane	150	PRE40___ZN-TPU	
				Polyolefin	150	PRE40___ZN-3E	
				MonoTech	150	PRE40___ZN-MNT	
				Vipor	150	PRE40___ZN-VPR01(CG)	
5"	15/16"	5-3/4"	Swivel & Brake: 4-1/8"	Soft Rubber	130	PRE50___ZN-3R	<b>Threaded: 605, 741, 748, 705, 800, 806</b> <b>Grip Ring: 211, 273, 204</b> <b>Expanding Adapter: 440-455</b>
				Thermoplastic Rubber	130	PRE50___ZN-TPR	
				Hard Rubber	150	PRE50___ZN-3H	
				Polyurethane	150	PRE50___ZN-TPU	
				Polyolefin	150	PRE50___ZN-3E	
				MonoTech	160	PRE50___ZN-MNT	
				MonoTech Precision Bearing	160	PRE50___ZN-MNT33(GG)	

\*To order, include blue fastener code in Base Model Number. Example: PRE40**605**ZN-3R ▲

### Threaded Stem



### Grip Neck Grip Ring Stem



### Expanding Adapter Stem

Fits Round Tube	Fits Square Tube
Tubing ID Range . Code	Tubing ID Range . Code
3/4" - 13/16" . . . . . <b>440</b>	7/8" - 15/16" . . . . . <b>451</b>
7/8" - 15/16" . . . . . <b>441</b>	1" - 1-1/16" . . . . . <b>452</b>
1" - 1-1/16" . . . . . <b>442</b>	1-1/8" - 1-3/16" . . . . . <b>453</b>
1-1/8" - 1-3/16" . . . . . <b>443</b>	1-1/4" - 1-5/16" . . . . . <b>454</b>
1-1/4" - 1-5/16" . . . . . <b>444</b>	1-3/8" - 1-7/16" . . . . . <b>455</b>
1-3/8" - 1-7/16" . . . . . <b>445</b>	
1-1/2" - 1-9/16" . . . . . <b>446</b>	
1-5/8" - 1-11/16" . . . . . <b>447</b>	

Regent continues next page

**Side Brakes** for 2", 2-1/2" and 3" models. Add **[B]** at end of model.

**Top Lock Brakes** 3" and 4" diameter models. Add **[TL]** at end of model.

**Tread Lock Brakes** 4" and 5" models. Add **[B]** at end of model.

**Side Brakes** 4" and 5" models. Add **[SB]** at end of model.

# Regent

Continued from previous page



Swivel Top Plate



Rigid Top Plate

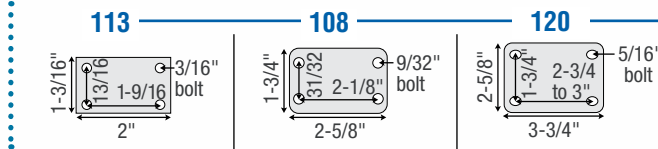
## Top Plate Models

Wheel Diameter (Inches)	Tread Width (Inches)	Mounting Height (Inches)	Swivel Radius (Inches)	Tread Type	Dynamic Load (Pounds)	Swivel Base Model Number (Add fastening code)	Rigid Base Model Number	Fastening Selection*
2"	13/16"	2-5/8"	1-15/16" Side Brake: 2-1/8"	Soft Rubber	80	PRE20___ZN-3R		<b>Swivel:</b> 113, 108
				Thermoplastic Rubber	80	PRE20___ZN-TPR		
				Hard Rubber	90	PRE20___ZN-3H		
				Polyurethane	90	PRE20___ZN-TPU		
				Solid Wall Polyolefin	90	PRE20___ZN-3ES		
				Polyolefin	90	PRE20___ZN-3E		
				Vipor	90	PRE20___ZN-VPR01(CG)		
2-1/2"	13/16"	3-1/8"	Swivel & Side Brake: 2-1/8"	Soft Rubber	80	PRE25___ZN-3R		<b>Swivel:</b> 113, 108
				Thermoplastic Rubber	80	PRE25___ZN-TPR		
				Hard Rubber	95	PRE25___ZN-3H		
				Polyurethane	95	PRE25___ZN-TPU		
				Polyolefin	95	PRE25___ZN-3E		
3"	13/16"	3-1/2"	Swivel and Side Brake: 2-1/2" Top Lock Brake: 3-5/16"	Soft Rubber	110	PRE30___ZN-3R	PRI30120ZN-3R	<b>Swivel:</b> 113, 108, 120 <b>Rigid:</b> 120
				Thermoplastic Rubber	110	PRE30___ZN-TPR	PRI30120ZN-TPR	
				No-Matic	110	PRE30___ZN-NOM	PRI30120ZN-NOM	
				Hard Rubber	120	PRE30___ZN-3H	PRI30120ZN-3H	
				Polyurethane	120	PRE30___ZN-TPU	PRI30120ZN-TPU	
				Polyolefin	120	PRE30___ZN-3E	PRI30120ZN-3E	
				MonoTech	120	PRE30___ZN-MNT	PRI30120ZN-MNT	
Vipor	120	PRE30___ZN-VPR01(CG)	PRI30120ZN-VPR01(CG)					
4"	15/16"	4-7/8"	3-7/16" Side Brake : 3-1/2" Top Lock Brake: 4-1/16"	Soft Rubber	125	PRE40___ZN-3R	PRI40120ZN-3R	<b>Swivel:</b> 120 <b>Rigid:</b> 120
				Thermoplastic Rubber	125	PRE40___ZN-TPR	PRI40120ZN-TPR	
				Hard Rubber	150	PRE40___ZN-3H	PRI40120ZN-3H	
				Polyurethane	150	PRE40___ZN-TPU	PRI40120ZN-TPU	
				Polyolefin	150	PRE40___ZN-3E	PRI40120ZN-3E	
				MonoTech	150	PRE40___ZN-MNT	PRI40120ZN-MNT	
				Vipor	150	PRE40___ZN-VPR01(CG)	PRI40120ZN-VPR01(CG)	
5"	15/16"	5-7/8"	Swivel & Side Brake: 4-1/8"	Soft Rubber	130	PRE50___ZN-3R	PRI50120ZN-3R	<b>Swivel:</b> 120 <b>Rigid:</b> 120
				Thermoplastic Rubber	130	PRE50___ZN-TPR	PRI50120ZN-TPR	
				Hard Rubber	150	PRE50___ZN-3H	PRI50120ZN-3H	
				Polyurethane	150	PRE50___ZN-TPU	PRI50120ZN-TPU	
				Polyolefin	150	PRE50___ZN-3E	PRI50120ZN-3E	
				MonoTech	160	PRE50___ZN-MNT	PRI50120ZN-MNT	
				MonoTech Precision Bearing	160	PRE50___ZN-MNT33(GG)	PRI50120ZN-MNT33(GG)	

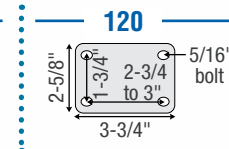
Stem Models on Previous Page

\*To order, include blue fastener code in Base Model Number. Example: PRE30**113**ZN-3R

### Swivel Top Plate



### Rigid Top Plate



**Side Brakes** for 2", 2-1/2" and 3" models. Add [B] at end of model.



**Tread Lock Brakes** 4" and 5" models. Add [B] at end of model.



**Side Brakes** 4" and 5" models. Add [SB] at end of model.

