


# **PACLINE™**

## **OVERHEAD CONVEYORS**

ISO 9001



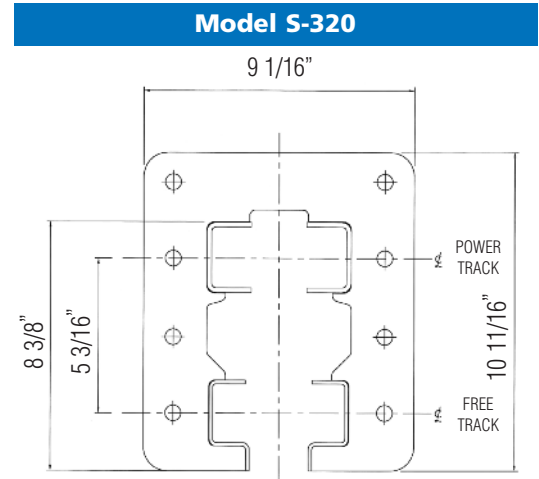
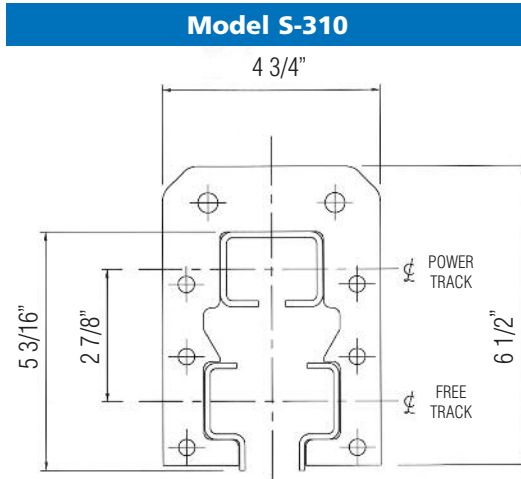
# **POWER & FREE™**

## **MODEL S-310 & S-320 Conveyors**

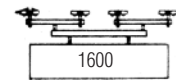
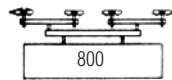
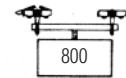
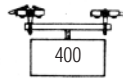
Compact Design • Tighter Curves • Precision Built  
Modular Components • Bolted Assembly

# POWER & FREE™

## (Model S-310 & S-320) Specifications



Maximum Capacity in lbs.



	<b>S-310</b>	<b>S-320</b>
Maximum Drive Pull	600 lbs.	2,000 lbs.
Chain Breaking Load	5,000 lbs.	15,000 lbs.
Max Chain Length Per Drive	1,000 ft.	1,000 ft.
Chain Friction Co-efficient	2.5%	2.5%
Pusher Dog Pitch	8 inches	16 inches
Minimum Horizontal Curve Radius	24 inches	40 inches
Minimum Vertical Curve Radius	24 inches	48 inches
Maximum Drive Speed	60 F.P.M.	33 F.P.M.
Maximum Incline Angle	90 degrees	45 degrees
Capable of Being Inverted	yes	yes



Distributed by:  **B & C**  
INDUSTRIAL  
PRODUCTS, INC.

1120 Fuller Drive  
Garrett, Indiana 46738  
PH: (888) 276-3386  
FAX: (260) 357-0889  
EMAIL: sales@bandcip.com

**PACLINE™**  
**OVERHEAD CONVEYORS**  
[WWW.PACLINE.COM](http://WWW.PACLINE.COM)