

CHROME HOSPITAL (CH)

TOP PLATE MODELS

FREE SWIVEL • TOTAL LOCK • DIRECTION LOCK



APPLICATIONS

- Food Service
- Case Carts
- Utility Carts
- Hospital Equipment
- Institutional Equipment
- Store Fixtures
- Medical equipment

New chrome thread guards now available!

FEATURES

- Chrome Plated Finish
- Dual Ball Swivel Raceways for added strength
- **Total Lock Brake** models lock both swivel and wheel
- Directional lock models lock swivel only (helps with steering)
- Precision ball bearings in wheels for easier rollability
- Wheels have full thread guards for added protection

The CH series brings you Chrome Hospital casters at an affordable price.

SWIVEL TOP PLATE MODELS

Wheel Diameter (Inches)	Tread Width (Inches)	Wheel Description	Capacity (Lbs)	Load Height Inches (mm)	Swivel Radius Inches (mm)	Wheel Bearing	Model Number
3	1-1/4	Conductive Rubber	190	4-7/16" (113)	2-29/32" (74)	Annular Ball	CH-03CRB-125-SW-___
3	1-1/4	Thermoplastic Rubber	190	4-7/16" (113)	2-29/32" (74)	Precision Ball	CH-03TPP-125-SW-___
3	1-1/4	Anti-Microbial TPR	190	4-7/16" (113)	2-29/32" (74)	Precision Ball	CH-03AMP-125-SW-___
3	1-1/4	Polyurethane TPU	190	4-7/16" (113)	2-29/32" (74)	Precision Ball	CH-03PYP-125-SW-___
4	1-1/4	Conductive Rubber	240	5-7/16" (138)	3-37/64" (91)	Annular Ball	CH-04CRB-125-SW-___
4	1-1/4	Thermoplastic Rubber	240	5-7/16" (138)	3-37/64" (91)	Precision Ball	CH-04TPP-125-SW-___
4	1-1/4	Anti-Microbial TPR	240	5-7/16" (138)	3-37/64" (91)	Precision Ball	CH-04AMP-125-SW-___
4	1-1/4	Polyurethane TPU	240	5-7/16" (138)	3-37/64" (91)	Precision Ball	CH-04PYP-125-SW-___
5	1-1/4	Conductive Rubber	260	6-7/16" (163)	4-7/32" (108)	Annular Ball	CH-05CRB-125-SW-___
5	1-1/4	Thermoplastic Rubber	260	6-7/16" (163)	4-7/32" (108)	Precision Ball	CH-05TPP-125-SW-___
5	1-1/4	Anti-Microbial TPR	260	6-7/16" (163)	4-7/32" (108)	Precision Ball	CH-05AMP-125-SW-___
5	1-1/4	Polyurethane TPU	260	6-7/16" (163)	4-7/32" (108)	Precision Ball	CH-05PYP-125-SW-___
6	1-1/4	Conductive Rubber	260	7-13/32" (188)	4-39/64 (117)	Annular Ball	CH-06CRB-125-SW-___
6	1-1/4	Thermoplastic Rubber	260	7-13/32" (188)	4-39/64 (117)	Precision Ball	CH-06TPP-125-SW-___
6	1-1/4	Anti-Microbial TPR	260	7-13/32" (188)	4-39/64 (117)	Precision Ball	CH-06AMP-125-SW-___
6	1-1/4	Polyurethane TPU	260	7-13/32" (188)	4-39/64 (117)	Precision Ball	CH-06PYP-125-SW-___



Anti-Microbial wheels have light green tread.



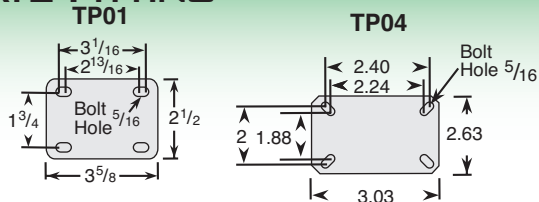
To order chrome thread guard add "CTG" to end of model (Example: CH05TPP-125-SW-TP01-CTG).



Rigid Models available change "SW" to "RG"

TOP PLATE FITTING

Swivel Top Plate Pattern



Specify Top Plate (TP) code, see fittings at left for dimensions.

CHROME HOSPITAL (CH)

SWIVEL TOP PLATE TOTAL LOCK MODELS (LOCKS WHEEL AND SWIVEL)

Wheel Diameter (Inches)	Tread Width (Inches)	Wheel Description	Capacity (Lbs)	Load Height Inches (mm)	Swivel Radius Inches (mm)	Wheel Bearing	Model Number
3	1-1/4	Conductive Rubber	190	4-7/16" (113)	4-1/4" (108)	Annular Ball	CH-03CRB-125-TL-__
3	1-1/4	Thermoplastic Rubber	190	4-7/16" (113)	4-1/4" (108)	Precision Ball	CH-03TPP-125-TL-__
3	1-1/4	Anti-Microbial TPR	190	4-7/16" (113)	4-1/4" (108)	Precision Ball	CH-03AMP-125-TL-__
3	1-1/4	Polyurethane TPU	190	4-7/16" (113)	4-1/4" (108)	Precision Ball	CH-03PYP-125-TL-__
4	1-1/4	Conductive Rubber	240	5-7/16" (138)	4-35/64" (115)	Annular Ball	CH-04CRB-125-TL-__
4	1-1/4	Thermoplastic Rubber	240	5-7/16" (138)	4-35/64" (115)	Precision Ball	CH-04TPP-125-TL-__
4	1-1/4	Anti-Microbial TPR	240	5-7/16" (138)	4-35/64" (115)	Precision Ball	CH-04AMP-125-TL-__
4	1-1/4	Polyurethane TPU	240	5-7/16" (138)	4-35/64" (115)	Precision Ball	CH-04PYP-125-TL-__
5	1-1/4	Conductive Rubber	260	6-7/16" (163)	4-55/64" (123)	Annular Ball	CH-05CRB-125-TL-__
5	1-1/4	Thermoplastic Rubber	260	6-7/16" (163)	4-55/64" (123)	Precision Ball	CH-05TPP-125-TL-__
5	1-1/4	Anti-Microbial TPR	260	6-7/16" (163)	4-55/64" (123)	Precision Ball	CH-05AMP-125-TL-__
5	1-1/4	Polyurethane TPU	260	6-7/16" (163)	4-55/64" (123)	Precision Ball	CH-05PYP-125-TL-__
6	1-1/4	Conductive Rubber	260	7-13/32" (188)	4-55/64" (123)	Annular Ball	CH-06CRB-125-TL-__
6	1-1/4	Thermoplastic Rubber	260	7-13/32" (188)	4-55/64" (123)	Precision Ball	CH-06TPP-125-TL-__
6	1-1/4	Anti-Microbial TPR	260	7-13/32" (188)	4-55/64" (123)	Precision Ball	CH-06AMP-125-TL-__
6	1-1/4	Polyurethane TPU	260	7-13/32" (188)	4-55/64" (123)	Precision Ball	CH-06PYP-125-TL-__



Total Lock
Change "SW" to "TL". **Red** sticker on pedal.

SWIVEL TOP PLATE DIRECTION LOCK MODELS (LOCKS SWIVEL ONLY)

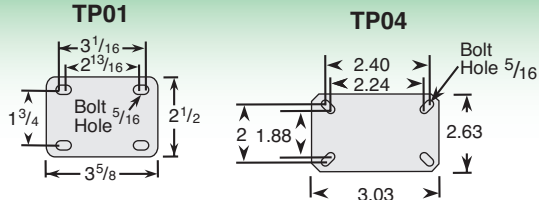
Wheel Diameter (Inches)	Tread Width (Inches)	Wheel Description	Capacity (Lbs)	Load Height Inches (mm)	Swivel Radius Inches (mm)	Wheel Bearing	Model Number
3	1-1/4	Conductive Rubber	190	4-7/16" (113)	4-1/4" (108)	Annular Ball	CH-03CRB-125-DL-__
3	1-1/4	Thermoplastic Rubber	190	4-7/16" (113)	4-1/4" (108)	Precision Ball	CH-03TPP-125-DL-__
3	1-1/4	Anti-Microbial TPR	190	4-7/16" (113)	4-1/4" (108)	Precision Ball	CH-03AMP-125-DL-__
3	1-1/4	Polyurethane TPU	190	4-7/16" (113)	4-1/4" (108)	Precision Ball	CH-03PYP-125-DL-__
4	1-1/4	Conductive Rubber	240	5-7/16" (138)	4-35/64" (115)	Annular Ball	CH-04CRB-125-DL-__
4	1-1/4	Thermoplastic Rubber	240	5-7/16" (138)	4-35/64" (115)	Precision Ball	CH-04TPP-125-DL-__
4	1-1/4	Anti-Microbial TPR	240	5-7/16" (138)	4-35/64" (115)	Precision Ball	CH-04AMP-125-DL-__
4	1-1/4	Polyurethane TPU	240	5-7/16" (138)	4-35/64" (115)	Precision Ball	CH-04PYP-125-DL-__
5	1-1/4	Conductive Rubber	260	6-7/16" (163)	4-55/64" (123)	Annular Ball	CH-05CRB-125-DL-__
5	1-1/4	Thermoplastic Rubber	260	6-7/16" (163)	4-55/64" (123)	Precision Ball	CH-05TPP-125-DL-__
5	1-1/4	Anti-Microbial TPR	260	6-7/16" (163)	4-55/64" (123)	Precision Ball	CH-05AMP-125-DL-__
5	1-1/4	Polyurethane TPU	260	6-7/16" (163)	4-55/64" (123)	Precision Ball	CH-05PYP-125-DL-__
6	1-1/4	Conductive Rubber	260	7-13/32" (188)	4-55/64" (123)	Annular Ball	CH-06CRB-125-DL-__
6	1-1/4	Thermoplastic Rubber	260	7-13/32" (188)	4-55/64" (123)	Precision Ball	CH-06TPP-125-DL-__
6	1-1/4	Anti-Microbial TPR	260	7-13/32" (188)	4-55/64" (123)	Precision Ball	CH-06AMP-125-DL-__
6	1-1/4	Polyurethane TPU	260	7-13/32" (188)	4-55/64" (123)	Precision Ball	CH-06PYP-125-DL-__



Direction Lock
Change "SW" to "DL". **Green** sticker on pedal.

TOP PLATE FITTING

Swivel Top Plate Pattern



Specify Top Plate (TP) code, see fittings at left for dimensions.

CHROME HOSPITAL (CH)

HOLLOW KINGPIN MODELS
 FREE SWIVEL • TOTAL LOCK • DIRECTION LOCK



APPLICATIONS

- Food Service
- Case Carts
- Utility Carts
- Hospital Equipment
- Institutional Equipment
- Store Fixtures
- Medical equipment

New chrome thread guards now available!

FEATURES

- Chrome Plated Finish
- Dual Ball Swivel Raceways for added strength
- **Total Lock Brake** models lock both swivel and wheel
- Directional lock models lock swivel only (helps with steering)
- Precision ball bearings in wheels for easier rollability
- Wheels have full thread guards for added protection

The CH series brings you Chrome Hospital casters at an affordable price.

HOLLOW KINGPIN MODELS

Wheel Diameter (Inches)	Tread Width (Inches)	Wheel Description	Capacity (lbs)	Load Height Inches (mm)	Swivel Radius Inches (mm)	Wheel Bearing	Model Number
3	1-1/4	Conductive Rubber	190	4-5/16" (109)	2-29/32" (74)	Annular Ball	CH-03CRB-125-SW-HKU1
3	1-1/4	Thermoplastic Rubber	190	4-5/16" (109)	2-29/32" (74)	Precision Ball	CH-03TPP-125-SW-HKU1
3	1-1/4	Anti-Microbial TPR	190	4-5/16" (109)	2-29/32" (74)	Precision Ball	CH-03AMP-125-SW-HKU1
3	1-1/4	Polyurethane TPU	190	4-5/16" (109)	2-29/32" (74)	Precision Ball	CH-03PYP-125-SW-HKU1
4	1-1/4	Conductive Rubber	240	5-5/16" (135)	3-37/64" (91)	Annular Ball	CH-04CRB-125-SW-HKU1
4	1-1/4	Thermoplastic Rubber	240	5-5/16" (135)	3-37/64" (91)	Precision Ball	CH-04TPP-125-SW-HKU1
4	1-1/4	Anti-Microbial TPR	240	5-5/16" (135)	3-37/64" (91)	Precision Ball	CH-04AMP-125-SW-HKU1
4	1-1/4	Polyurethane TPU	240	5-5/16" (135)	3-37/64" (91)	Precision Ball	CH-04PYP-125-SW-HKU1
5	1-1/4	Conductive Rubber	260	6-5/16" (160)	4-7/32" (108)	Annular Ball	CH-05CRB-125-SW-HKU1
5	1-1/4	Thermoplastic Rubber	260	6-5/16" (160)	4-7/32" (108)	Precision Ball	CH-05TPP-125-SW-HKU1
5	1-1/4	Anti-Microbial TPR	260	6-5/16" (160)	4-7/32" (108)	Precision Ball	CH-05AMP-125-SW-HKU1
5	1-1/4	Polyurethane TPU	260	6-5/16" (160)	4-7/32" (108)	Precision Ball	CH-05PYP-125-SW-HKU1
6	1-1/4	Conductive Rubber	260	7-9/32" (185)	4-39/64" (117)	Annular Ball	CH-06CRB-125-SW-HKU1
6	1-1/4	Thermoplastic Rubber	260	7-9/32" (185)	4-39/64" (117)	Precision Ball	CH-06TPP-125-SW-HKU1
6	1-1/4	Anti-Microbial TPR	260	7-9/32" (185)	4-39/64" (117)	Precision Ball	CH-06AMP-125-SW-HKU1
6	1-1/4	Polyurethane TPU	260	7-9/32" (185)	4-39/64" (117)	Precision Ball	CH-06PYP-125-SW-HKU1



Anti-Microbial wheels have light green tread.



To order chrome thread guard add "CTG" to end of model (Example: CH05TPP-125-SW-HK01-CTG).

HOLLOW KINGPIN

Caster is **provided unassembled** to make it easy to add your choice of fitting. If you would like these assembled change **HKU1** to **HK01**. 1/2 I.D.



CHROME HOSPITAL (CH)

HOLLOW KINGPIN MODELS

FREE SWIVEL • TOTAL LOCK • DIRECTION LOCK

HOLLOW KINGPIN TOTAL LOCK MODELS

(LOCKS WHEEL AND SWIVEL)

Wheel Diameter (Inches)	Tread Width (Inches)	Wheel Description	Capacity (Lbs)	Load Height Inches (mm)	Swivel Radius Inches (mm)	Wheel Bearing	Model Number
3	1-1/4	Conductive Rubber	190	4-5/16" (109)	4-1/4" (108)	Annular Ball	CH-03CRB-125-TL-HKU1
3	1-1/4	Thermoplastic Rubber	190	4-5/16" (109)	4-1/4" (108)	Precision Ball	CH-03TPP-125-TL-HKU1
3	1-1/4	Anti-Microbial TPR	190	4-5/16" (109)	4-1/4" (108)	Precision Ball	CH-03AMP-125-TL-HKU1
3	1-1/4	Polyurethane TPU	190	4-5/16" (109)	4-1/4" (108)	Precision Ball	CH-03PYP-125-TL-HKU1
4	1-1/4	Conductive Rubber	240	5-5/16" (135)	4-35/64" (115)	Annular Ball	CH-04CRB-125-TL-HKU1
4	1-1/4	Thermoplastic Rubber	240	5-5/16" (135)	4-35/64" (115)	Precision Ball	CH-04TPP-125-TL-HKU1
4	1-1/4	Anti-Microbial TPR	240	5-5/16" (135)	4-35/64" (115)	Precision Ball	CH-04AMP-125-TL-HKU1
4	1-1/4	Polyurethane TPU	240	5-5/16" (135)	4-35/64" (115)	Precision Ball	CH-04PYP-125-TL-HKU1
5	1-1/4	Conductive Rubber	260	6-5/16" (160)	4-55/64" (123)	Annular Ball	CH-05CRB-125-TL-HKU1
5	1-1/4	Thermoplastic Rubber	260	6-5/16" (160)	4-55/64" (123)	Precision Ball	CH-05TPP-125-TL-HKU1
5	1-1/4	Anti-Microbial TPR	260	6-5/16" (160)	4-55/64" (123)	Precision Ball	CH-05AMP-125-TL-HKU1
5	1-1/4	Polyurethane TPU	260	6-5/16" (160)	4-55/64" (123)	Precision Ball	CH-05PYP-125-TL-HKU1
6	1-1/4	Conductive Rubber	260	7-9/32" (185)	4-55/64" (123)	Annular Ball	CH-06CRB-125-TL-HKU1
6	1-1/4	Thermoplastic Rubber	260	7-9/32" (185)	4-55/64" (123)	Precision Ball	CH-06TPP-125-TL-HKU1
6	1-1/4	Anti-Microbial TPR	260	7-9/32" (185)	4-55/64" (123)	Precision Ball	CH-06AMP-125-TL-HKU1
6	1-1/4	Polyurethane TPU	260	7-9/32" (185)	4-55/64" (123)	Precision Ball	CH-06PYP-125-TL-HKU1



Total Lock
Change "SW"
to "TL". Red
sticker on pedal.

HOLLOW KINGPIN DIRECTION LOCK MODELS

(LOCKS SWIVEL ONLY)

Wheel Diameter (Inches)	Tread Width (Inches)	Wheel Description	Capacity (Lbs)	Load Height Inches (mm)	Swivel Radius Inches (mm)	Wheel Bearing	Model Number
3	1-1/4	Conductive Rubber	190	4-5/16" (109)	4-1/4" (108)	Annular Ball	CH-03CRB-125-DL-HKU1
3	1-1/4	Thermoplastic Rubber	190	4-5/16" (109)	4-1/4" (108)	Precision Ball	CH-03TPP-125-DL-HKU1
3	1-1/4	Anti-Microbial TPR	190	4-5/16" (109)	4-1/4" (108)	Precision Ball	CH-03AMP-125-DL-HKU1
3	1-1/4	Polyurethane TPU	190	4-5/16" (109)	4-1/4" (108)	Precision Ball	CH-03PYP-125-DL-HKU1
4	1-1/4	Conductive Rubber	240	5-5/16" (135)	4-35/64" (115)	Annular Ball	CH-04CRB-125-DL-HKU1
4	1-1/4	Thermoplastic Rubber	240	5-5/16" (135)	4-35/64" (115)	Precision Ball	CH-04TPP-125-DL-HKU1
4	1-1/4	Anti-Microbial TPR	240	5-5/16" (135)	4-35/64" (115)	Precision Ball	CH-04AMP-125-DL-HKU1
4	1-1/4	Polyurethane TPU	240	5-5/16" (135)	4-35/64" (115)	Precision Ball	CH-04PYP-125-DL-HKU1
5	1-1/4	Conductive Rubber	260	6-5/16" (160)	4-55/64" (123)	Annular Ball	CH-05CRB-125-DL-HKU1
5	1-1/4	Thermoplastic Rubber	260	6-5/16" (160)	4-55/64" (123)	Precision Ball	CH-05TPP-125-DL-HKU1
5	1-1/4	Anti-Microbial TPR	260	6-5/16" (160)	4-55/64" (123)	Precision Ball	CH-05AMP-125-DL-HKU1
5	1-1/4	Polyurethane TPU	260	6-5/16" (160)	4-55/64" (123)	Precision Ball	CH-05PYP-125-DL-HKU1
6	1-1/4	Conductive Rubber	260	7-9/32" (185)	4-55/64" (123)	Annular Ball	CH-06CRB-125-DL-HKU1
6	1-1/4	Thermoplastic Rubber	260	7-9/32" (185)	4-55/64" (123)	Precision Ball	CH-06TPP-125-DL-HKU1
6	1-1/4	Anti-Microbial TPR	260	7-9/32" (185)	4-55/64" (123)	Precision Ball	CH-06AMP-125-DL-HKU1
6	1-1/4	Polyurethane TPU	260	7-9/32" (185)	4-55/64" (123)	Precision Ball	CH-06PYP-125-DL-HKU1



Direction Lock
Change "SW"
to "DL". Green
sticker on pedal.

HOLLOW KINGPIN

Caster is **provided unassembled** to make it easy to add your choice of fitting. If you would like these assembled change **HKU1** to **HK01**. 1/2 I.D.



CHROME HOSPITAL (CH)

GRIP RING STEM MODELS

FREE SWIVEL • TOTAL LOCK • DIRECTION LOCK



APPLICATIONS

- Food Service
- Case Carts
- Utility Carts
- Hospital Equipment
- Institutional Equipment
- Store Fixtures
- Medical equipment

New chrome thread guards now available!

FEATURES

- Chrome Plated Finish
- Dual Ball Swivel Raceways for added strength
- **Total Lock Brake** models lock both swivel and wheel
- Directional lock models lock swivel only (helps with steering)
- Precision ball bearings in wheels for easier rollability
- Wheels have full thread guards for added protection

The CH series brings you Chrome Hospital casters at an affordable price.

GRIP RING STEM MODELS

Wheel Diameter (Inches)	Tread Width (Inches)	Wheel Description	Capacity (lbs)	Load Height Inches (mm)	Swivel Radius Inches (mm)	Wheel Bearing	Model Number
3	1-1/4	Conductive Rubber	190	4-5/16" (109)	2-29/32" (74)	Annular Ball	CH-03CRB-125-SW-____
3	1-1/4	Thermoplastic Rubber	190	4-5/16" (109)	2-29/32" (74)	Precision Ball	CH-03TPP-125-SW-____
3	1-1/4	Anti-Microbial TPR	190	4-5/16" (109)	2-29/32" (74)	Precision Ball	CH-03AMP-125-SW-____
3	1-1/4	Polyurethane TPU	190	4-5/16" (109)	2-29/32" (74)	Precision Ball	CH-03PYP-125-SW-____
4	1-1/4	Conductive Rubber	240	5-5/16" (135)	3-37/64" (91)	Annular Ball	CH-04CRB-125-SW-____
4	1-1/4	Thermoplastic Rubber	240	5-5/16" (135)	3-37/64" (91)	Precision Ball	CH-04TPP-125-SW-____
4	1-1/4	Anti-Microbial TPR	240	5-5/16" (135)	3-37/64" (91)	Precision Ball	CH-04AMP-125-SW-____
4	1-1/4	Polyurethane TPU	240	5-5/16" (135)	3-37/64" (91)	Precision Ball	CH-04PYP-125-SW-____
5	1-1/4	Conductive Rubber	260	6-5/16" (160)	4-7/32" (108)	Annular Ball	CH-05CRB-125-SW-____
5	1-1/4	Thermoplastic Rubber	260	6-5/16" (160)	4-7/32" (108)	Precision Ball	CH-05TPP-125-SW-____
5	1-1/4	Anti-Microbial TPR	260	6-5/16" (160)	4-7/32" (108)	Precision Ball	CH-05AMP-125-SW-____
5	1-1/4	Polyurethane TPU	260	6-5/16" (160)	4-7/32" (108)	Precision Ball	CH-05PYP-125-SW-____
6	1-1/4	Conductive Rubber	260	7-9/32" (185)	4-39/64" (117)	Annular Ball	CH-06CRB-125-SW-____
6	1-1/4	Thermoplastic Rubber	260	7-9/32" (185)	4-39/64" (117)	Precision Ball	CH-06TPP-125-SW-____
6	1-1/4	Anti-Microbial TPR	260	7-9/32" (185)	4-39/64" (117)	Precision Ball	CH-06AMP-125-SW-____
6	1-1/4	Polyurethane TPU	260	7-9/32" (185)	4-39/64" (117)	Precision Ball	CH-06PYP-125-SW-____



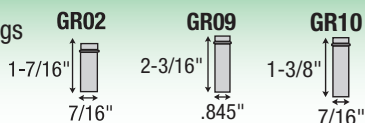
Anti-Microbial wheels have light green tread.



To order chrome thread guard add "CTG" to end of model (Example: CH05TPP-125-SW-GR02-CTG).

GRIP RING STEM FITTINGS

See fittings page for more options.



Specify Grip Ring Stem (GR) code, see fittings at left for dimensions.

CHROME HOSPITAL (CH)

GRIP RING STEM TOTAL LOCK MODELS (LOCKS WHEEL AND SWIVEL)

Wheel Diameter (Inches)	Tread Width (Inches)	Wheel Description	Capacity (Lbs)	Load Height Inches (mm)	Swivel Radius Inches (mm)	Wheel Bearing	Model Number
3	1-1/4	Conductive Rubber	190	4-5/16" (109)	4-1/4" (108)	Annular Ball	CH-03CRB-125-TL-____
3	1-1/4	Thermoplastic Rubber	190	4-5/16" (109)	4-1/4" (108)	Precision Ball	CH-03TPP-125-TL-____
3	1-1/4	Anti-Microbial TPR	190	4-5/16" (109)	4-1/4" (108)	Precision Ball	CH-03AMP-125-TL-____
3	1-1/4	Polyurethane TPU	190	4-5/16" (109)	4-1/4" (108)	Precision Ball	CH-03PYP-125-TL-____
4	1-1/4	Conductive Rubber	240	5-5/16" (135)	4-35/64" (115)	Annular Ball	CH-04CRB-125-TL-____
4	1-1/4	Thermoplastic Rubber	240	5-5/16" (135)	4-35/64" (115)	Precision Ball	CH-04TPP-125-TL-____
4	1-1/4	Anti-Microbial TPR	240	5-5/16" (135)	4-35/64" (115)	Precision Ball	CH-04AMP-125-TL-____
4	1-1/4	Polyurethane TPU	240	5-5/16" (135)	4-35/64" (115)	Precision Ball	CH-04PYP-125-TL-____
5	1-1/4	Conductive Rubber	260	6-5/16" (160)	4-55/64" (123)	Annular Ball	CH-05CRB-125-TL-____
5	1-1/4	Thermoplastic Rubber	260	6-5/16" (160)	4-55/64" (123)	Precision Ball	CH-05TPP-125-TL-____
5	1-1/4	Anti-Microbial TPR	260	6-5/16" (160)	4-55/64" (123)	Precision Ball	CH-05AMP-125-TL-____
5	1-1/4	Polyurethane TPU	260	6-5/16" (160)	4-55/64" (123)	Precision Ball	CH-05PYP-125-TL-____
6	1-1/4	Conductive Rubber	260	7-9/32" (185)	4-55/64" (123)	Annular Ball	CH-06CRB-125-TL-____
6	1-1/4	Thermoplastic Rubber	260	7-9/32" (185)	4-55/64" (123)	Precision Ball	CH-06TPP-125-TL-____
6	1-1/4	Anti-Microbial TPR	260	7-9/32" (185)	4-55/64" (123)	Precision Ball	CH-06AMP-125-TL-____
6	1-1/4	Polyurethane TPU	260	7-9/32" (185)	4-55/64" (123)	Precision Ball	CH-06PYP-125-TL-____



Total Lock
Change "SW"
to "TL". Red
sticker on pedal.

GRIP RING STEM DIRECTION LOCK MODELS (LOCKS SWIVEL ONLY)

Wheel Diameter (Inches)	Tread Width (Inches)	Wheel Description	Capacity (Lbs)	Load Height Inches (mm)	Swivel Radius Inches (mm)	Wheel Bearing	Model Number
3	1-1/4	Conductive Rubber	190	4-5/16" (109)	4-1/4" (108)	Annular Ball	CH-03CRB-125-DL-____
3	1-1/4	Thermoplastic Rubber	190	4-5/16" (109)	4-1/4" (108)	Precision Ball	CH-03TPP-125-DL-____
3	1-1/4	Anti-Microbial TPR	190	4-5/16" (109)	4-1/4" (108)	Precision Ball	CH-03AMP-125-DL-____
3	1-1/4	Polyurethane TPU	190	4-5/16" (109)	4-1/4" (108)	Precision Ball	CH-03PYP-125-DL-____
4	1-1/4	Conductive Rubber	240	5-5/16" (135)	4-35/64" (115)	Annular Ball	CH-04CRB-125-DL-____
4	1-1/4	Thermoplastic Rubber	240	5-5/16" (135)	4-35/64" (115)	Precision Ball	CH-04TPP-125-DL-____
4	1-1/4	Anti-Microbial TPR	240	5-5/16" (135)	4-35/64" (115)	Precision Ball	CH-04AMP-125-DL-____
4	1-1/4	Polyurethane TPU	240	5-5/16" (135)	4-35/64" (115)	Precision Ball	CH-04PYP-125-DL-____
5	1-1/4	Conductive Rubber	260	6-5/16" (160)	4-55/64" (123)	Annular Ball	CH-05CRB-125-DL-____
5	1-1/4	Thermoplastic Rubber	260	6-5/16" (160)	4-55/64" (123)	Precision Ball	CH-05TPP-125-DL-____
5	1-1/4	Anti-Microbial TPR	260	6-5/16" (160)	4-55/64" (123)	Precision Ball	CH-05AMP-125-DL-____
5	1-1/4	Polyurethane TPU	260	6-5/16" (160)	4-55/64" (123)	Precision Ball	CH-05PYP-125-DL-____
6	1-1/4	Conductive Rubber	260	7-9/32" (185)	4-55/64" (123)	Annular Ball	CH-06CRB-125-DL-____
6	1-1/4	Thermoplastic Rubber	260	7-9/32" (185)	4-55/64" (123)	Precision Ball	CH-06TPP-125-DL-____
6	1-1/4	Anti-Microbial TPR	260	7-9/32" (185)	4-55/64" (123)	Precision Ball	CH-06AMP-125-DL-____
6	1-1/4	Polyurethane TPU	260	7-9/32" (185)	4-55/64" (123)	Precision Ball	CH-06PYP-125-DL-____

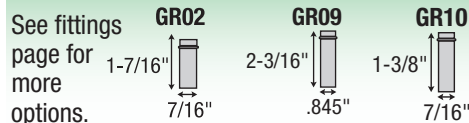


Direction Lock
Change "SW"
to "DL". Green
sticker on pedal.

Stems ship with a loose bolt for easier alignment of the directional lock. The direction lock caster will not remain in a fixed position when used with a grip ring stem.

Specify Grip Ring Stem (GR) code, see fittings at left for dimensions.

GRIP RING STEM FITTINGS



CHROME HOSPITAL (CH)

EXPANDING ADAPTER STEM MODELS
 FREE SWIVEL • TOTAL LOCK • DIRECTION LOCK



XRR3 Shown

XRN1 Shown

- APPLICATIONS**
- Food Service
 - Case Carts
 - Utility Carts
 - Hospital Equipment
 - Institutional Equipment
 - Store Fixtures
 - Medical equipment

New chrome thread guards now available!

- FEATURES**
- Chrome Plated Finish
 - Dual Ball Swivel Raceways for added strength
 - **Total Lock Brake** models lock both swivel and wheel
 - Directional lock models lock swivel only (helps with steering)
 - Precision ball bearings in wheels for easier rollability
 - Wheels have full thread guards for added protection

The CH series brings you Chrome Hospital casters at an affordable price.

EXPANDING ADAPTER STEM MODELS

Wheel Diameter (Inches)	Tread Width (Inches)	Wheel Description	Capacity (Lbs)	Load Height Inches (mm)	Swivel Radius Inches (mm)	Wheel Bearing	Model Number
3	1-1/4	Conductive Rubber	190	4-5/16" (109)	2-29/32" (74)	Annular Ball	CH-03CRB-125-SW-____
3	1-1/4	Thermoplastic Rubber	190	4-5/16" (109)	2-29/32" (74)	Precision Ball	CH-03TPP-125-SW-____
3	1-1/4	Anti-Microbial TPR	190	4-5/16" (109)	2-29/32" (74)	Precision Ball	CH-03AMP-125-SW-____
3	1-1/4	Polyurethane TPU	190	4-5/16" (109)	2-29/32" (74)	Precision Ball	CH-03PYP-125-SW-____
4	1-1/4	Conductive Rubber	240	5-5/16" (135)	3-37/64" (91)	Annular Ball	CH-04CRB-125-SW-____
4	1-1/4	Thermoplastic Rubber	240	5-5/16" (135)	3-37/64" (91)	Precision Ball	CH-04TPP-125-SW-____
4	1-1/4	Anti-Microbial TPR	240	5-5/16" (135)	3-37/64" (91)	Precision Ball	CH-04AMP-125-SW-____
4	1-1/4	Polyurethane TPU	240	5-5/16" (135)	3-37/64" (91)	Precision Ball	CH-04PYP-125-SW-____
5	1-1/4	Conductive Rubber	260	6-5/16" (160)	4-7/32" (108)	Annular Ball	CH-05CRB-125-SW-____
5	1-1/4	Thermoplastic Rubber	260	6-5/16" (160)	4-7/32" (108)	Precision Ball	CH-05TPP-125-SW-____
5	1-1/4	Anti-Microbial TPR	260	6-5/16" (160)	4-7/32" (108)	Precision Ball	CH-05AMP-125-SW-____
5	1-1/4	Polyurethane TPU	260	6-5/16" (160)	4-7/32" (108)	Precision Ball	CH-05PYP-125-SW-____
6	1-1/4	Conductive Rubber	260	7-9/32" (185)	4-39/64" (117)	Annular Ball	CH-06CRB-125-SW-____
6	1-1/4	Thermoplastic Rubber	260	7-9/32" (185)	4-39/64" (117)	Precision Ball	CH-06TPP-125-SW-____
6	1-1/4	Anti-Microbial TPR	260	7-9/32" (185)	4-39/64" (117)	Precision Ball	CH-06AMP-125-SW-____
6	1-1/4	Polyurethane TPU	260	7-9/32" (185)	4-39/64" (117)	Precision Ball	CH-06PYP-125-SW-____



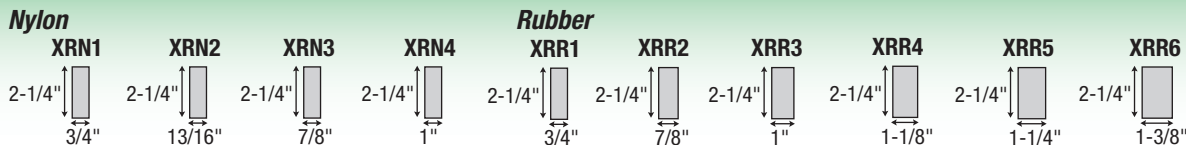
Anti-Microbial wheels have light green tread.



To order chrome thread guard add "CTG" to end of model
 (Example: CH05TPP-125-SW-XRN1-CTG).

Specify Expanding Adapter Stem (XR) code, see fittings at left for dimensions.

EXPANDING ADAPTER STEM FITTINGS



See fittings page for descriptions and more options.

CHROME HOSPITAL (CH)

EXPANDING ADAPTER STEM TOTAL LOCK MODELS (LOCKS WHEEL AND SWIVEL)

Wheel Diameter (Inches)	Tread Width (Inches)	Wheel Description	Capacity (Lbs)	Load Height Inches (mm)	Swivel Radius Inches (mm)	Wheel Bearing	Model Number
3	1-1/4	Conductive Rubber	190	4-5/16" (109)	4-1/4" (108)	Annular Ball	CH-03CRB-125-TL-_____
3	1-1/4	Thermoplastic Rubber	190	4-5/16" (109)	4-1/4" (108)	Precision Ball	CH-03TPP-125-TL-_____
3	1-1/4	Anti-Microbial TPR	190	4-5/16" (109)	4-1/4" (108)	Precision Ball	CH-03AMP-125-TL-_____
3	1-1/4	Polyurethane TPU	190	4-5/16" (109)	4-1/4" (108)	Precision Ball	CH-03PYP-125-TL-_____
4	1-1/4	Conductive Rubber	240	5-5/16" (135)	4-35/64" (115)	Annular Ball	CH-04CRB-125-TL-_____
4	1-1/4	Thermoplastic Rubber	240	5-5/16" (135)	4-35/64" (115)	Precision Ball	CH-04TPP-125-TL-_____
4	1-1/4	Anti-Microbial TPR	240	5-5/16" (135)	4-35/64" (115)	Precision Ball	CH-04AMP-125-TL-_____
4	1-1/4	Polyurethane TPU	240	5-5/16" (135)	4-35/64" (115)	Precision Ball	CH-04PYP-125-TL-_____
5	1-1/4	Conductive Rubber	260	6-5/16" (160)	4-55/64" (123)	Annular Ball	CH-05CRB-125-TL-_____
5	1-1/4	Thermoplastic Rubber	260	6-5/16" (160)	4-55/64" (123)	Precision Ball	CH-05TPP-125-TL-_____
5	1-1/4	Anti-Microbial TPR	260	6-5/16" (160)	4-55/64" (123)	Precision Ball	CH-05AMP-125-TL-_____
5	1-1/4	Polyurethane TPU	260	6-5/16" (160)	4-55/64" (123)	Precision Ball	CH-05PYP-125-TL-_____
6	1-1/4	Conductive Rubber	260	7-9/32" (185)	4-55/64" (123)	Annular Ball	CH-06CRB-125-TL-_____
6	1-1/4	Thermoplastic Rubber	260	7-9/32" (185)	4-55/64" (123)	Precision Ball	CH-06TPP-125-TL-_____
6	1-1/4	Anti-Microbial TPR	260	7-9/32" (185)	4-55/64" (123)	Precision Ball	CH-06AMP-125-TL-_____
6	1-1/4	Polyurethane TPU	260	7-9/32" (185)	4-55/64" (123)	Precision Ball	CH-06PYP-125-TL-_____



Total Lock
Change "SW" to "TL". **Red** sticker on pedal.

EXPANDING ADAPTER STEM DIRECTION LOCK MODELS (LOCKS SWIVEL ONLY)

Wheel Diameter (Inches)	Tread Width (Inches)	Wheel Description	Capacity (Lbs)	Load Height Inches (mm)	Swivel Radius Inches (mm)	Wheel Bearing	Model Number
3	1-1/4	Conductive Rubber	190	4-5/16" (109)	4-1/4" (108)	Annular Ball	CH-03CRB-125-DL-_____
3	1-1/4	Thermoplastic Rubber	190	4-5/16" (109)	4-1/4" (108)	Precision Ball	CH-03TPP-125-DL-_____
3	1-1/4	Anti-Microbial TPR	190	4-5/16" (109)	4-1/4" (108)	Precision Ball	CH-03AMP-125-DL-_____
3	1-1/4	Polyurethane TPU	190	4-5/16" (109)	4-1/4" (108)	Precision Ball	CH-03PYP-125-DL-_____
4	1-1/4	Conductive Rubber	240	5-5/16" (135)	4-35/64" (115)	Annular Ball	CH-04CRB-125-DL-_____
4	1-1/4	Thermoplastic Rubber	240	5-5/16" (135)	4-35/64" (115)	Precision Ball	CH-04TPP-125-DL-_____
4	1-1/4	Anti-Microbial TPR	240	5-5/16" (135)	4-35/64" (115)	Precision Ball	CH-04AMP-125-DL-_____
4	1-1/4	Polyurethane TPU	240	5-5/16" (135)	4-35/64" (115)	Precision Ball	CH-04PYP-125-DL-_____
5	1-1/4	Conductive Rubber	260	6-5/16" (160)	4-55/64" (123)	Annular Ball	CH-05CRB-125-DL-_____
5	1-1/4	Thermoplastic Rubber	260	6-5/16" (160)	4-55/64" (123)	Precision Ball	CH-05TPP-125-DL-_____
5	1-1/4	Anti-Microbial TPR	260	6-5/16" (160)	4-55/64" (123)	Precision Ball	CH-05AMP-125-DL-_____
5	1-1/4	Polyurethane TPU	260	6-5/16" (160)	4-55/64" (123)	Precision Ball	CH-05PYP-125-DL-_____
6	1-1/4	Conductive Rubber	260	7-9/32" (185)	4-55/64" (123)	Annular Ball	CH-06CRB-125-DL-_____
6	1-1/4	Thermoplastic Rubber	260	7-9/32" (185)	4-55/64" (123)	Precision Ball	CH-06TPP-125-DL-_____
6	1-1/4	Anti-Microbial TPR	260	7-9/32" (185)	4-55/64" (123)	Precision Ball	CH-06AMP-125-DL-_____
6	1-1/4	Polyurethane TPU	260	7-9/32" (185)	4-55/64" (123)	Precision Ball	CH-06PYP-125-DL-_____



Direction Lock
Change "SW" to "DL". **Green** sticker on pedal.

Stems ship with a loose bolt for easier alignment of the directional lock.

Specify Expanding Adapter Stem (XR) code, see fittings at left for dimensions.

EXPANDING ADAPTER STEM FITTINGS

Nylon				Rubber					
XRN1	XRN2	XRN3	XRN4	XRR1	XRR2	XRR3	XRR4	XRR5	XRR6
2-1/4" ↑ 3/4"	2-1/4" ↑ 13/16"	2-1/4" ↑ 7/8"	2-1/4" ↑ 1"	2-1/4" ↑ 3/4"	2-1/4" ↑ 7/8"	2-1/4" ↑ 1"	2-1/4" ↑ 1-1/8"	2-1/4" ↑ 1-1/4"	2-1/4" ↑ 1-3/8"

CHROME HOSPITAL (CH)

THREADED STEM MODELS
 FREE SWIVEL • TOTAL LOCK • DIRECTION LOCK



- APPLICATIONS**
- Food Service
 - Case Carts
 - Utility Carts
 - Hospital Equipment
 - Institutional Equipment
 - Store Fixtures
 - Medical equipment

New chrome thread guards now available!

- FEATURES**
- Chrome Plated Finish
 - Dual Ball Swivel Raceways for added strength
 - **Total Lock Brake** models lock both swivel and wheel
 - Directional lock models lock swivel only (helps with Steering)
 - Precision ball bearings in wheels for easier rollability
 - Wheels have full thread guards for added protection

The CH series brings you Chrome Hospital casters at an affordable price.

THREADED STEM MODELS

Wheel Diameter (Inches)	Tread Width (Inches)	Wheel Description	Capacity (Lbs)	Load Height Inches (mm)	Swivel Radius Inches (mm)	Wheel Bearing	Model Number
3	1-1/4	Conductive Rubber	190	4-5/16" (109)	2-29/32" (74)	Annular Ball	CH-03CRB-125-SW-_____
3	1-1/4	Thermoplastic Rubber	190	4-5/16" (109)	2-29/32" (74)	Precision Ball	CH-03TPP-125-SW-_____
3	1-1/4	Anti-Microbial TPR	190	4-5/16" (109)	2-29/32" (74)	Precision Ball	CH-03AMP-125-SW-_____
3	1-1/4	Polyurethane TPU	190	4-5/16" (109)	2-29/32" (74)	Precision Ball	CH-03PYP-125-SW-_____
4	1-1/4	Conductive Rubber	240	5-5/16" (135)	3-37/64" (91)	Annular Ball	CH-04CRB-125-SW-_____
4	1-1/4	Thermoplastic Rubber	240	5-5/16" (135)	3-37/64" (91)	Precision Ball	CH-04TPP-125-SW-_____
4	1-1/4	Anti-Microbial TPR	240	5-5/16" (135)	3-37/64" (91)	Precision Ball	CH-04AMP-125-SW-_____
4	1-1/4	Polyurethane TPU	240	5-5/16" (135)	3-37/64" (91)	Precision Ball	CH-04PYP-125-SW-_____
5	1-1/4	Conductive Rubber	260	6-5/16" (160)	4-7/32" (108)	Annular Ball	CH-05CRB-125-SW-_____
5	1-1/4	Thermoplastic Rubber	260	6-5/16" (160)	4-7/32" (108)	Precision Ball	CH-05TPP-125-SW-_____
5	1-1/4	Anti-Microbial TPR	260	6-5/16" (160)	4-7/32" (108)	Precision Ball	CH-05AMP-125-SW-_____
5	1-1/4	Polyurethane TPU	260	6-5/16" (160)	4-7/32" (108)	Precision Ball	CH-05PYP-125-SW-_____
6	1-1/4	Conductive Rubber	260	7-9/32" (185)	4-39/64" (117)	Annular Ball	CH-06CRB-125-SW-_____
6	1-1/4	Thermoplastic Rubber	260	7-9/32" (185)	4-39/64" (117)	Precision Ball	CH-06TPP-125-SW-_____
6	1-1/4	Anti-Microbial TPR	260	7-9/32" (185)	4-39/64" (117)	Precision Ball	CH-06AMP-125-SW-_____
6	1-1/4	Polyurethane TPU	260	7-9/32" (185)	4-39/64" (117)	Precision Ball	CH-06PYP-125-SW-_____



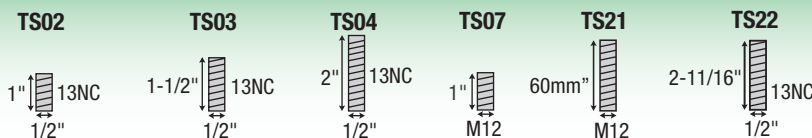
Anti-Microbial wheels have light green tread.



To order chrome thread guard add "CTG" to end of model
 (Example: CH05TPP-125-SW-TS02-CTG).

THREADED STEM FITTINGS

See fittings page for more easy to install stem options.



Specify Threaded Stem (TS) code, see fittings at left for dimensions:

CHROME HOSPITAL (CH)

THREADED STEM TOTAL LOCK MODELS (LOCKS WHEEL AND SWIVEL)

Wheel Diameter (Inches)	Tread Width (Inches)	Wheel Description	Capacity (Lbs)	Load Height Inches (mm)	Swivel Radius Inches (mm)	Wheel Bearing	Model Number
3	1-1/4	Conductive Rubber	190	4-5/16" (109)	4-1/4" (108)	Annular Ball	CH-03CRB-125-TL-____
3	1-1/4	Thermoplastic Rubber	190	4-5/16" (109)	4-1/4" (108)	Precision Ball	CH-03TPP-125-TL-____
3	1-1/4	Anti-Microbial TPR	190	4-5/16" (109)	4-1/4" (108)	Precision Ball	CH-03AMP-125-TL-____
3	1-1/4	Polyurethane TPU	190	4-5/16" (109)	4-1/4" (108)	Precision Ball	CH-03PYP-125-TL-____
4	1-1/4	Conductive Rubber	240	5-5/16" (135)	4-35/64" (115)	Annular Ball	CH-04CRB-125-TL-____
4	1-1/4	Thermoplastic Rubber	240	5-5/16" (135)	4-35/64" (115)	Precision Ball	CH-04TPP-125-TL-____
4	1-1/4	Anti-Microbial TPR	240	5-5/16" (135)	4-35/64" (115)	Precision Ball	CH-04AMP-125-TL-____
4	1-1/4	Polyurethane TPU	240	5-5/16" (135)	4-35/64" (115)	Precision Ball	CH-04PYP-125-TL-____
5	1-1/4	Conductive Rubber	260	6-5/16" (160)	4-55/64" (123)	Annular Ball	CH-05CRB-125-TL-____
5	1-1/4	Thermoplastic Rubber	260	6-5/16" (160)	4-55/64" (123)	Precision Ball	CH-05TPP-125-TL-____
5	1-1/4	Anti-Microbial TPR	260	6-5/16" (160)	4-55/64" (123)	Precision Ball	CH-05AMP-125-TL-____
5	1-1/4	Polyurethane TPU	260	6-5/16" (160)	4-55/64" (123)	Precision Ball	CH-05PYP-125-TL-____
6	1-1/4	Conductive Rubber	260	7-9/32" (185)	4-55/64" (123)	Annular Ball	CH-06CRB-125-TL-____
6	1-1/4	Thermoplastic Rubber	260	7-9/32" (185)	4-55/64" (123)	Precision Ball	CH-06TPP-125-TL-____
6	1-1/4	Anti-Microbial TPR	260	7-9/32" (185)	4-55/64" (123)	Precision Ball	CH-06AMP-125-TL-____
6	1-1/4	Polyurethane TPU	260	7-9/32" (185)	4-55/64" (123)	Precision Ball	CH-06PYP-125-TL-____



Total Lock
Change "SW" to "TL". Red sticker on pedal.

THREADED STEM DIRECTION LOCK MODELS (LOCKS SWIVEL ONLY)

Wheel Diameter (Inches)	Tread Width (Inches)	Wheel Description	Capacity (Lbs)	Load Height Inches (mm)	Swivel Radius Inches (mm)	Wheel Bearing	Model Number
3	1-1/4	Conductive Rubber	190	4-5/16" (109)	4-1/4" (108)	Annular Ball	CH-03CRB-125-DL-____
3	1-1/4	Thermoplastic Rubber	190	4-5/16" (109)	4-1/4" (108)	Precision Ball	CH-03TPP-125-DL-____
3	1-1/4	Anti-Microbial TPR	190	4-5/16" (109)	4-1/4" (108)	Precision Ball	CH-03AMP-125-DL-____
3	1-1/4	Polyurethane TPU	190	4-5/16" (109)	4-1/4" (108)	Precision Ball	CH-03PYP-125-DL-____
4	1-1/4	Conductive Rubber	240	5-5/16" (135)	4-35/64" (115)	Annular Ball	CH-04CRB-125-DL-____
4	1-1/4	Thermoplastic Rubber	240	5-5/16" (135)	4-35/64" (115)	Precision Ball	CH-04TPP-125-DL-____
4	1-1/4	Anti-Microbial TPR	240	5-5/16" (135)	4-35/64" (115)	Precision Ball	CH-04AMP-125-DL-____
4	1-1/4	Polyurethane TPU	240	5-5/16" (135)	4-35/64" (115)	Precision Ball	CH-04PYP-125-DL-____
5	1-1/4	Conductive Rubber	260	6-5/16" (160)	4-55/64" (123)	Annular Ball	CH-05CRB-125-DL-____
5	1-1/4	Thermoplastic Rubber	260	6-5/16" (160)	4-55/64" (123)	Precision Ball	CH-05TPP-125-DL-____
5	1-1/4	Anti-Microbial TPR	260	6-5/16" (160)	4-55/64" (123)	Precision Ball	CH-05AMP-125-DL-____
5	1-1/4	Polyurethane TPU	260	6-5/16" (160)	4-55/64" (123)	Precision Ball	CH-05PYP-125-DL-____
6	1-1/4	Conductive Rubber	260	7-9/32" (185)	4-55/64" (123)	Annular Ball	CH-06CRB-125-DL-____
6	1-1/4	Thermoplastic Rubber	260	7-9/32" (185)	4-55/64" (123)	Precision Ball	CH-06TPP-125-DL-____
6	1-1/4	Anti-Microbial TPR	260	7-9/32" (185)	4-55/64" (123)	Precision Ball	CH-06AMP-125-DL-____
6	1-1/4	Polyurethane TPU	260	7-9/32" (185)	4-55/64" (123)	Precision Ball	CH-06PYP-125-DL-____



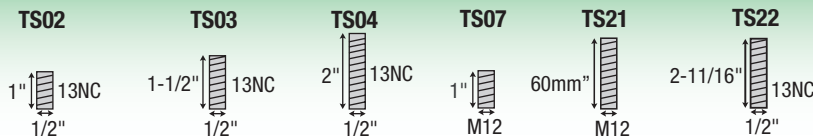
Direction Lock
Change "SW" to "DL". Green sticker on pedal.

Stems ship with a loose bolt for easier alignment of the directional lock.

Specify Threaded Stem (TS) code, see fittings at left for dimensions:

THREADED STEM FITTINGS

See fittings page for more easy to install stem options.



CHROME HOSPITAL (CH)

ROUND/SQUARE STEM MODELS
FREE SWIVEL • TOTAL LOCK • DIRECTION LOCK



APPLICATIONS

- Food Service
- Case Carts
- Utility Carts
- Hospital Equipment
- Institutional Equipment
- Store Fixtures
- Medical equipment

New chrome thread guards now available!

FEATURES

- Chrome Plated Finish
- Dual Ball Swivel Raceways for added strength
- **Total Lock Brake** models lock both swivel and wheel
- Directional lock models lock swivel only (helps with steering)
- Precision ball bearings in wheels for easier rollability
- Wheels have full thread guards for added protection

The CH series brings you Chrome Hospital casters at an affordable price.

SQUARE/ROUND STEM FREE SWIVEL MODELS

Wheel Diameter (Inches)	Tread Width (Inches)	Wheel Description	Capacity (Lbs)	Load Height Inches (mm)	Swivel Radius Inches (mm)	Wheel Bearing	Model Number
3	1-1/4	Conductive Rubber	190	4-5/16" (109)	2-29/32" (74)	Annular Ball	CH-03CRB-125-SW-_____
3	1-1/4	Thermoplastic Rubber	190	4-5/16" (109)	2-29/32" (74)	Precision Ball	CH-03TPP-125-SW-_____
3	1-1/4	Anti-Microbial TPR	190	4-5/16" (109)	2-29/32" (74)	Precision Ball	CH-03AMP-125-SW-_____
3	1-1/4	Polyurethane TPU	190	4-5/16" (109)	2-29/32" (74)	Precision Ball	CH-03PYP-125-SW-_____
4	1-1/4	Conductive Rubber	240	5-5/16" (135)	3-37/64" (91)	Annular Ball	CH-04CRB-125-SW-_____
4	1-1/4	Thermoplastic Rubber	240	5-5/16" (135)	3-37/64" (91)	Precision Ball	CH-04TPP-125-SW-_____
4	1-1/4	Anti-Microbial TPR	240	5-5/16" (135)	3-37/64" (91)	Precision Ball	CH-04AMP-125-SW-_____
4	1-1/4	Polyurethane TPU	240	5-5/16" (135)	3-37/64" (91)	Precision Ball	CH-04PYP-125-SW-_____
5	1-1/4	Conductive Rubber	260	6-5/16" (160)	4-7/32" (108)	Annular Ball	CH-05CRB-125-SW-_____
5	1-1/4	Thermoplastic Rubber	260	6-5/16" (160)	4-7/32" (108)	Precision Ball	CH-05TPP-125-SW-_____
5	1-1/4	Anti-Microbial TPR	260	6-5/16" (160)	4-7/32" (108)	Precision Ball	CH-05AMP-125-SW-_____
5	1-1/4	Polyurethane TPU	260	6-5/16" (160)	4-7/32" (108)	Precision Ball	CH-05PYP-125-SW-_____
6	1-1/4	Conductive Rubber	260	7-9/32" (185)	4-39/64" (117)	Annular Ball	CH-06CRB-125-SW-_____
6	1-1/4	Thermoplastic Rubber	260	7-9/32" (185)	4-39/64" (117)	Precision Ball	CH-06TPP-125-SW-_____
6	1-1/4	Anti-Microbial TPR	260	7-9/32" (185)	4-39/64" (117)	Precision Ball	CH-06AMP-125-SW-_____
6	1-1/4	Polyurethane TPU	260	7-9/32" (185)	4-39/64" (117)	Precision Ball	CH-06PYP-125-SW-_____



Rigid models available. Consult factory.

Anti-Microbial wheels have light green tread.



To order chrome thread guard add "CTG" to end of model (Example: CH05TPP-125-SW-RS01-CTG).

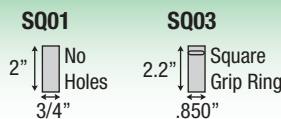
Specify Round Stem (RS) code, Square stem specify (SQ) code. See fittings at left for dimensions..

ROUND STEM FITTINGS



See fittings page for more options.

SQUARE STEM FITTINGS



CHROME HOSPITAL (CH)

SQUARE/ROUND STEM TOTAL LOCK MODELS (LOCKS WHEEL AND SWIVEL)

Wheel Diameter (Inches)	Tread Width (Inches)	Wheel Description	Capacity (Lbs)	Load Height Inches (mm)	Swivel Radius Inches (mm)	Wheel Bearing	Model Number
3	1-1/4	Conductive Rubber	190	4-5/16" (109)	4-1/4" (108)	Annular Ball	CH-03CRB-125-TL-_____
3	1-1/4	Thermoplastic Rubber	190	4-5/16" (109)	4-1/4" (108)	Precision Ball	CH-03TPP-125-TL-_____
3	1-1/4	Anti-Microbial TPR	190	4-5/16" (109)	4-1/4" (108)	Precision Ball	CH-03AMP-125-TL-_____
3	1-1/4	Polyurethane TPU	190	4-5/16" (109)	4-1/4" (108)	Precision Ball	CH-03PYP-125-TL-_____
4	1-1/4	Conductive Rubber	240	5-5/16" (135)	4-35/64" (115)	Annular Ball	CH-04CRB-125-TL-_____
4	1-1/4	Thermoplastic Rubber	240	5-5/16" (135)	4-35/64" (115)	Precision Ball	CH-04TPP-125-TL-_____
4	1-1/4	Anti-Microbial TPR	240	5-5/16" (135)	4-35/64" (115)	Precision Ball	CH-04AMP-125-TL-_____
4	1-1/4	Polyurethane TPU	240	5-5/16" (135)	4-35/64" (115)	Precision Ball	CH-04PYP-125-TL-_____
5	1-1/4	Conductive Rubber	260	6-5/16" (160)	4-55/64" (123)	Annular Ball	CH-05CRB-125-TL-_____
5	1-1/4	Thermoplastic Rubber	260	6-5/16" (160)	4-55/64" (123)	Precision Ball	CH-05TPP-125-TL-_____
5	1-1/4	Anti-Microbial TPR	260	6-5/16" (160)	4-55/64" (123)	Precision Ball	CH-05AMP-125-TL-_____
5	1-1/4	Polyurethane TPU	260	6-5/16" (160)	4-55/64" (123)	Precision Ball	CH-05PYP-125-TL-_____
6	1-1/4	Conductive Rubber	260	7-9/32" (185)	4-55/64" (123)	Annular Ball	CH-06CRB-125-TL-_____
6	1-1/4	Thermoplastic Rubber	260	7-9/32" (185)	4-55/64" (123)	Precision Ball	CH-06TPP-125-TL-_____
6	1-1/4	Anti-Microbial TPR	260	7-9/32" (185)	4-55/64" (123)	Precision Ball	CH-06AMP-125-TL-_____
6	1-1/4	Polyurethane TPU	260	7-9/32" (185)	4-55/64" (123)	Precision Ball	CH-06PYP-125-TL-_____



Total Lock
Change "SW" to "TL". **Red** sticker on pedal.

SQUARE/ROUND STEM DIRECTION LOCK MODELS (LOCKS SWIVEL ONLY)

Wheel Diameter (Inches)	Tread Width (Inches)	Wheel Description	Capacity (Lbs)	Load Height Inches (mm)	Swivel Radius Inches (mm)	Wheel Bearing	Model Number
3	1-1/4	Conductive Rubber	190	4-5/16" (109)	4-1/4" (108)	Annular Ball	CH-03CRB-125-DL-_____
3	1-1/4	Thermoplastic Rubber	190	4-5/16" (109)	4-1/4" (108)	Precision Ball	CH-03TPP-125-DL-_____
3	1-1/4	Anti-Microbial TPR	190	4-5/16" (109)	4-1/4" (108)	Precision Ball	CH-03AMP-125-DL-_____
3	1-1/4	Polyurethane TPU	190	4-5/16" (109)	4-1/4" (108)	Precision Ball	CH-03PYP-125-DL-_____
4	1-1/4	Conductive Rubber	240	5-5/16" (135)	4-35/64" (115)	Annular Ball	CH-04CRB-125-DL-_____
4	1-1/4	Thermoplastic Rubber	240	5-5/16" (135)	4-35/64" (115)	Precision Ball	CH-04TPP-125-DL-_____
4	1-1/4	Anti-Microbial TPR	240	5-5/16" (135)	4-35/64" (115)	Precision Ball	CH-04AMP-125-DL-_____
4	1-1/4	Polyurethane TPU	240	5-5/16" (135)	4-35/64" (115)	Precision Ball	CH-04PYP-125-DL-_____
5	1-1/4	Conductive Rubber	260	6-5/16" (160)	4-55/64" (123)	Annular Ball	CH-05CRB-125-DL-_____
5	1-1/4	Thermoplastic Rubber	260	6-5/16" (160)	4-55/64" (123)	Precision Ball	CH-05TPP-125-DL-_____
5	1-1/4	Anti-Microbial TPR	260	6-5/16" (160)	4-55/64" (123)	Precision Ball	CH-05AMP-125-DL-_____
5	1-1/4	Polyurethane TPU	260	6-5/16" (160)	4-55/64" (123)	Precision Ball	CH-05PYP-125-DL-_____
6	1-1/4	Conductive Rubber	260	7-9/32" (185)	4-55/64" (123)	Annular Ball	CH-06CRB-125-DL-_____
6	1-1/4	Thermoplastic Rubber	260	7-9/32" (185)	4-55/64" (123)	Precision Ball	CH-06TPP-125-DL-_____
6	1-1/4	Anti-Microbial TPR	260	7-9/32" (185)	4-55/64" (123)	Precision Ball	CH-06AMP-125-DL-_____
6	1-1/4	Polyurethane TPU	260	7-9/32" (185)	4-55/64" (123)	Precision Ball	CH-06PYP-125-DL-_____



Direction Lock
Change "SW" to "DL". **Green** sticker on pedal.

Stems ship with a loose bolt for easier alignment of the directional lock.

ROUND STEM FITTINGS

RS01	RS02	RS03	RS04	RS05

SQUARE STEM FITTINGS

SQ01	SQ03

Specify Round Stem (RS) code, Square stem specify (SQ) code. see fittings at left for dimensions..

CHROME HOSPITAL (CX)

TOP PLATE MODELS

FREE SWIVEL • TOTAL LOCK • DIRECTION LOCK

NEW



Thermoplastic rubber with chrome plated thread guard
CX-05TPP-125-SW-TP13-CTG

Anti-microbial TPR wheel with total lock brake
CX-05AMP-125-TL-TP13

- APPLICATIONS**
- Food Service
 - Case Carts
 - Utility Carts
 - Hospital Equipment
 - Institutional Equipment
 - Store Fixtures
 - Medical equipment

- FEATURES**
- Short swivel radius
 - Chrome plated finish
 - **NEW** double pedal brake design for easy on/off function for both total lock and direction lock casters
 - Dual ball heat treated raceways for added strength
 - **Total Lock Brake** models lock both swivel and wheel
 - Directional lock models lock swivel only (helps with steering)
 - Precision ball bearings in wheels for easier rollability
 - Wheels have full thread guards for added protection

The CX series brings you Chrome plated institutional casters at an affordable price.

SWIVEL TOP PLATE MODELS

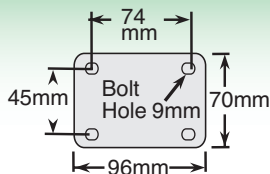
Wheel Diameter (Inches)	Tread Width (Inches)	Wheel Description	Capacity (Lbs)	Load Height Inches (mm)	Swivel Radius Inches (mm)	Wheel Bearing	Model Number
3	1-1/4	Thermoplastic Rubber	220	4-7/16" (113)	3-1/4" (83)	Precision Ball	CX-03TPP-125-SW-TP13
3	1-1/4	Anti-Microbial TPR	190	4-7/16" (113)	3-1/4" (83)	Precision Ball	CX-03AMP-125-SW-TP13
3	1-1/4	Polyurethane TPU	220	4-7/16" (113)	3-1/4" (83)	Precision Ball	CX-03PYP-125-SW-TP13
4	1-1/4	Thermoplastic Rubber	240	5-7/16" (138)	3-3/4" (95)	Precision Ball	CX-04TPP-125-SW-TP13
4	1-1/4	Anti-Microbial TPR	240	5-7/16" (138)	3-3/4" (95)	Precision Ball	CX-04AMP-125-SW-TP13
4	1-1/4	Polyurethane TPU	240	5-7/16" (138)	3-3/4" (95)	Precision Ball	CX-04PYP-125-SW-TP13
5	1-1/4	Thermoplastic Rubber	275	6-7/16" (163)	4-1/4" (108)	Precision Ball	CX-05TPP-125-SW-TP13
5	1-1/4	Anti-Microbial TPR	260	6-7/16" (163)	4-1/4" (108)	Precision Ball	CX-05AMP-125-SW-TP13
5	1-1/4	Polyurethane TPU	275	6-7/16" (163)	4-1/4" (108)	Precision Ball	CX-05PYP-125-SW-TP13
6	1-1/4	Thermoplastic Rubber	300	7-7/16" (188)	4-5/8" (117)	Precision Ball	CX-06TPP-125-SW-TP13
6	1-1/4	Anti-Microbial TPR	260	7-7/16" (188)	4-5/8" (117)	Precision Ball	CX-06AMP-125-SW-TP13
6	1-1/4	Polyurethane TPU	300	7-7/16" (188)	4-5/8" (117)	Precision Ball	CX-06PYP-125-SW-TP13



To order chrome thread guard add "CTG" to end of model (Example: CX05TPP-125-SW-TP01-CTG)

TOP PLATE FITTING TP13

TP13 is standard plate. Other plate sizes available with minimum order quantities. Consult MedCaster.



See CP Series for casters with protective covers to match your equipment (4" and 5" wheel diameter models).

CHROME HOSPITAL (CX)

SWIVEL TOP PLATE TOTAL LOCK MODELS

(LOCKS WHEEL AND SWIVEL)

Wheel Diameter (Inches)	Tread Width (Inches)	Wheel Description	Capacity (Lbs)	Load Height Inches (mm)	Swivel Radius Inches (mm)	Wheel Bearing	Model Number
3	1-1/4	Thermoplastic Rubber	220	4-7/16" (113)	4-1/4" (107)	Precision Ball	CX-03TPP-125-TL-TP13
3	1-1/4	Anti-Microbial TPR	190	4-7/16" (113)	4-1/4" (107)	Precision Ball	CX-03AMP-125-TL-TP13
3	1-1/4	Polyurethane TPU	220	4-7/16" (113)	4-1/4" (107)	Precision Ball	CX-03PYP-125-TL-TP13
4	1-1/4	Thermoplastic Rubber	240	5-7/16" (138)	4-3/16" (106)	Precision Ball	CX-04TPP-125-TL-TP13
4	1-1/4	Anti-Microbial TPR	240	5-7/16" (138)	4-3/16" (106)	Precision Ball	CX-04AMP-125-TL-TP13
4	1-1/4	Polyurethane TPU	240	5-7/16" (138)	4-3/16" (106)	Precision Ball	CX-04PYP-125-TL-TP13
5	1-1/4	Thermoplastic Rubber	275	6-7/16" (163)	4-5/16" (109)	Precision Ball	CX-05TPP-125-TL-TP13
5	1-1/4	Anti-Microbial TPR	260	6-7/16" (163)	4-5/16" (109)	Precision Ball	CX-05AMP-125-TL-TP13
5	1-1/4	Polyurethane TPU	275	6-7/16" (163)	4-5/16" (109)	Precision Ball	CX-05PYP-125-TL-TP13
6	1-1/4	Thermoplastic Rubber	300	7-7/16" (188)	4-3/4" (119)	Precision Ball	CX-06TPP-125-TL-TP13
6	1-1/4	Anti-Microbial TPR	260	7-7/16" (188)	4-3/4" (119)	Precision Ball	CX-06AMP-125-TL-TP13
6	1-1/4	Polyurethane TPU	300	7-7/16" (188)	4-3/4" (119)	Precision Ball	CX-06PYP-125-TL-TP13



Total Lock
Red pedal.

SWIVEL TOP PLATE DIRECTION LOCK MODELS

(LOCKS SWIVEL ONLY)

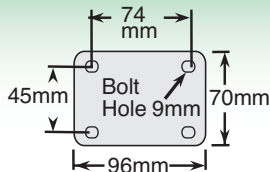
Wheel Diameter (Inches)	Tread Width (Inches)	Wheel Description	Capacity (Lbs)	Load Height Inches (mm)	Swivel Radius Inches (mm)	Wheel Bearing	Model Number
3	1-1/4	Thermoplastic Rubber	220	4-7/16" (113)	4-1/4" (107)	Precision Ball	CX-03TPP-125-DL-TP13
3	1-1/4	Anti-Microbial TPR	190	4-7/16" (113)	4-1/4" (107)	Precision Ball	CX-03AMP-125-DL-TP13
3	1-1/4	Polyurethane TPU	220	4-7/16" (113)	4-1/4" (107)	Precision Ball	CX-03PYP-125-DL-TP13
4	1-1/4	Thermoplastic Rubber	240	5-7/16" (138)	4-3/16" (106)	Precision Ball	CX-04TPP-125-DL-TP13
4	1-1/4	Anti-Microbial TPR	240	5-7/16" (138)	4-3/16" (106)	Precision Ball	CX-04AMP-125-DL-TP13
4	1-1/4	Polyurethane TPU	240	5-7/16" (138)	4-3/16" (106)	Precision Ball	CX-04PYP-125-DL-TP13
5	1-1/4	Thermoplastic Rubber	275	6-7/16" (163)	4-5/16" (109)	Precision Ball	CX-05TPP-125-DL-TP13
5	1-1/4	Anti-Microbial TPR	260	6-7/16" (163)	4-5/16" (109)	Precision Ball	CX-05AMP-125-DL-TP13
5	1-1/4	Polyurethane TPU	275	6-7/16" (163)	4-5/16" (109)	Precision Ball	CX-05PYP-125-DL-TP13
6	1-1/4	Thermoplastic Rubber	300	7-7/16" (188)	4-3/4" (119)	Precision Ball	CX-06TPP-125-DL-TP13
6	1-1/4	Anti-Microbial TPR	260	7-7/16" (188)	4-3/4" (119)	Precision Ball	CX-06AMP-125-DL-TP13
6	1-1/4	Polyurethane TPU	300	7-7/16" (188)	4-3/4" (119)	Precision Ball	CX-06PYP-125-DL-TP13



Direction Lock
Green pedal.

TOP PLATE FITTING TP13

TP13 is standard plate. Other plate sizes available with minimum order quantities. Consult MedCaster.



CHROME HOSPITAL (CX)

SWIVEL HOLLOW KINGPIN MODELS

FREE SWIVEL • TOTAL LOCK • DIRECTION LOCK

NEW



Thermoplastic rubber wheel
CX-05TPP-125-SW-HK01



Polyurethane TPU wheel with direction lock
CX-05PYP-125-DL-HK01

APPLICATIONS

- Food Service
- Case Carts
- Utility Carts
- Hospital Equipment
- Institutional Equipment
- Store Fixtures
- Medical equipment

FEATURES

- Short swivel radius
- Chrome plated finish
- **NEW** double pedal brake design for easy on/off function for both total lock and direction lock casters
- Dual ball heat treated raceways for added strength
- **Total Lock Brake** models lock both swivel and wheel
- Directional lock models lock swivel only (helps with steering)
- Precision ball bearings in wheels for easier rollability
- Wheels have full thread guards for added protection

The CX series brings you chrome plated institutional casters at an affordable price.

SWIVEL HOLLOW KINGPIN MODELS

Wheel Diameter (Inches)	Tread Width (Inches)	Wheel Description	Capacity (Lbs)	Load Height Inches (mm)	Swivel Radius Inches (mm)	Wheel Bearing	Model Number
3	1-1/4	Thermoplastic Rubber	220	4-5/16" (109)	3-1/4" (83)	Precision Ball	CX-03TPP-125-SW-HK01
3	1-1/4	Anti-Microbial TPR	190	4-5/16" (109)	3-1/4" (83)	Precision Ball	CX-03AMP-125-SW-HK01
3	1-1/4	Polyurethane TPU	220	4-5/16" (109)	3-1/4" (83)	Precision Ball	CX-03PYP-125-SW-HK01
4	1-1/4	Thermoplastic Rubber	240	5-5/16" (135)	3-3/4" (95)	Precision Ball	CX-04TPP-125-SW-HK01
4	1-1/4	Anti-Microbial TPR	240	5-5/16" (135)	3-3/4" (95)	Precision Ball	CX-04AMP-125-SW-HK01
4	1-1/4	Polyurethane TPU	240	5-5/16" (135)	3-3/4" (95)	Precision Ball	CX-04PYP-125-SW-HK01
5	1-1/4	Thermoplastic Rubber	275	6-5/16" (160)	4-1/4" (108)	Precision Ball	CX-05TPP-125-SW-HK01
5	1-1/4	Anti-Microbial TPR	260	6-5/16" (160)	4-1/4" (108)	Precision Ball	CX-05AMP-125-SW-HK01
5	1-1/4	Polyurethane TPU	275	6-5/16" (160)	4-1/4" (108)	Precision Ball	CX-05PYP-125-SW-HK01
6	1-1/4	Thermoplastic Rubber	300	7-9/32" (185)	4-5/8 (117)	Precision Ball	CX-06TPP-125-SW-HK01
6	1-1/4	Anti-Microbial TPR	260	7-9/32" (185)	4-5/8 (117)	Precision Ball	CX-06AMP-125-SW-HK01
6	1-1/4	Polyurethane TPU	300	7-9/32" (185)	4-5/8 (117)	Precision Ball	CX-06PYP-125-SW-HK01



To order chrome thread guard add "CTG" to end of model (Example: CX05TPP-125-SW-HK01-CTG)

HOLLOW KINGPIN

Caster is **provided assembled**. If you will be using your choice of fitting and would like these casters unassembled, change suffix to **HKU1**. 1/2 I.D.



CHROME HOSPITAL (CX)

SWIVEL HOLLOW KINGPIN TOTAL LOCK MODELS (LOCKS WHEEL AND SWIVEL)

Wheel Diameter (Inches)	Tread Width (Inches)	Wheel Description	Capacity (Lbs)	Load Height Inches (mm)	Swivel Radius Inches (mm)	Wheel Bearing	Model Number
3	1-1/4	Thermoplastic Rubber	220	4-5/16" (109)	4-1/4" (107)	Precision Ball	CX-03TPP-125-TL-HK01
3	1-1/4	Anti-Microbial TPR	190	4-5/16" (109)	4-1/4" (107)	Precision Ball	CX-03AMP-125-TL-HK01
3	1-1/4	Polyurethane TPU	220	4-5/16" (109)	4-1/4" (107)	Precision Ball	CX-03PYP-125-TL-HK01
4	1-1/4	Thermoplastic Rubber	240	5-5/16" (135)	4-3/16" (106)	Precision Ball	CX-04TPP-125-TL-HK01
4	1-1/4	Anti-Microbial TPR	240	5-5/16" (135)	4-3/16" (106)	Precision Ball	CX-04AMP-125-TL-HK01
4	1-1/4	Polyurethane TPU	240	5-5/16" (135)	4-3/16" (106)	Precision Ball	CX-04PYP-125-TL-HK01
5	1-1/4	Thermoplastic Rubber	275	6-5/16" (160)	4-5/16" (109)	Precision Ball	CX-05TPP-125-TL-HK01
5	1-1/4	Anti-Microbial TPR	260	6-5/16" (160)	4-5/16" (109)	Precision Ball	CX-05AMP-125-TL-HK01
5	1-1/4	Polyurethane TPU	275	6-5/16" (160)	4-5/16" (109)	Precision Ball	CX-05PYP-125-TL-HK01
6	1-1/4	Thermoplastic Rubber	300	7-9/32" (185)	4-3/4" (119)	Precision Ball	CX-06TPP-125-TL-HK01
6	1-1/4	Anti-Microbial TPR	260	7-9/32" (185)	4-3/4" (119)	Precision Ball	CX-06AMP-125-TL-HK01
6	1-1/4	Polyurethane TPU	300	7-9/32" (185)	4-3/4" (119)	Precision Ball	CX-06PYP-125-TL-HK01



Total Lock
Red pedal.

SWIVEL HOLLOW KINGPIN DIRECTION LOCK MODELS (LOCKS SWIVEL ONLY)

Wheel Diameter (Inches)	Tread Width (Inches)	Wheel Description	Capacity (Lbs)	Load Height Inches (mm)	Swivel Radius Inches (mm)	Wheel Bearing	Model Number
3	1-1/4	Thermoplastic Rubber	220	4-5/16" (109)	4-1/4" (107)	Precision Ball	CX-03TPP-125-DL-HK01
3	1-1/4	Anti-Microbial TPR	190	4-5/16" (109)	4-1/4" (107)	Precision Ball	CX-03AMP-125-DL-HK01
3	1-1/4	Polyurethane TPU	220	4-5/16" (109)	4-1/4" (107)	Precision Ball	CX-03PYP-125-DL-HK01
4	1-1/4	Thermoplastic Rubber	240	5-5/16" (135)	4-3/16" (106)	Precision Ball	CX-04TPP-125-DL-HK01
4	1-1/4	Anti-Microbial TPR	240	5-5/16" (135)	4-3/16" (106)	Precision Ball	CX-04AMP-125-DL-HK01
4	1-1/4	Polyurethane TPU	240	5-5/16" (135)	4-3/16" (106)	Precision Ball	CX-04PYP-125-DL-HK01
5	1-1/4	Thermoplastic Rubber	275	6-5/16" (160)	4-5/16" (109)	Precision Ball	CX-05TPP-125-DL-HK01
5	1-1/4	Anti-Microbial TPR	260	6-5/16" (160)	4-5/16" (109)	Precision Ball	CX-05AMP-125-DL-HK01
5	1-1/4	Polyurethane TPU	275	6-5/16" (160)	4-5/16" (109)	Precision Ball	CX-05PYP-125-DL-HK01
6	1-1/4	Thermoplastic Rubber	300	7-9/32" (185)	4-3/4" (119)	Precision Ball	CX-06TPP-125-DL-HK01
6	1-1/4	Anti-Microbial TPR	260	7-9/32" (185)	4-3/4" (119)	Precision Ball	CX-06AMP-125-DL-HK01
6	1-1/4	Polyurethane TPU	300	7-9/32" (185)	4-3/4" (119)	Precision Ball	CX-06PYP-125-DL-HK01



Direction Lock
Green pedal.

HOLLOW KINGPIN

Caster is **provided assembled**. If you will be using your choice of fitting and would like these casters unassembled, change suffix to **HKU1**. 1/2 I.D.



CHROME HOSPITAL (CX)

THREADED STEM MODELS

FREE SWIVEL • TOTAL LOCK • DIRECTION LOCK

NEW



Polyurethane TPU wheel
CX-05PYP-125-SW-TS02



Anti-microbial TPR wheel with total lock
CX-05AMP-125-TL-TS02

APPLICATIONS

- Food Service
- Case Carts
- Utility Carts
- Hospital Equipment
- Institutional Equipment
- Store Fixtures
- Medical equipment

FEATURES

- Short swivel radius
- Chrome plated finish
- **NEW** double pedal brake design for easy on/off function for both total lock and direction lock casters
- Dual ball heat treated raceways for added strength
- **Total Lock Brake** models lock both swivel and wheel
- Directional lock models lock swivel only (helps with steering)
- Precision ball bearings in wheels for easier rollability
- Wheels have full thread guards for added protection

The CX series brings you chrome plated institutional casters at an affordable price.

THREADED STEM MODELS

Wheel Diameter (Inches)	Tread Width (Inches)	Wheel Description	Capacity (Lbs)	Load Height Inches (mm)	Swivel Radius Inches (mm)	Wheel Bearing	Model Number
3	1-1/4	Thermoplastic Rubber	220	4-5/16" (109)	3-1/4" (83)	Precision Ball	CX-03TPP-125-SW-TS02
3	1-1/4	Anti-Microbial TPR	190	4-5/16" (109)	3-1/4" (83)	Precision Ball	CX-03AMP-125-SW-TS02
3	1-1/4	Polyurethane TPU	220	4-5/16" (109)	3-1/4" (83)	Precision Ball	CX-03PYP-125-SW-TS02
4	1-1/4	Thermoplastic Rubber	240	5-5/16" (135)	3-3/4" (95)	Precision Ball	CX-04TPP-125-SW-TS02
4	1-1/4	Anti-Microbial TPR	240	5-5/16" (135)	3-3/4" (95)	Precision Ball	CX-04AMP-125-SW-TS02
4	1-1/4	Polyurethane TPU	240	5-5/16" (135)	3-3/4" (95)	Precision Ball	CX-04PYP-125-SW-TS02
5	1-1/4	Thermoplastic Rubber	275	6-5/16" (160)	4-1/4" (108)	Precision Ball	CX-05TPP-125-SW-TS02
5	1-1/4	Anti-Microbial TPR	260	6-5/16" (160)	4-1/4" (108)	Precision Ball	CX-05AMP-125-SW-TS02
5	1-1/4	Polyurethane TPU	275	6-5/16" (160)	4-1/4" (108)	Precision Ball	CX-05PYP-125-SW-TS02
6	1-1/4	Thermoplastic Rubber	300	7-9/32" (185)	4-5/8 (117)	Precision Ball	CX-06TPP-125-SW-TS02
6	1-1/4	Anti-Microbial TPR	260	7-9/32" (185)	4-5/8 (117)	Precision Ball	CX-06AMP-125-SW-TS02
6	1-1/4	Polyurethane TPU	300	7-9/32" (185)	4-5/8 (117)	Precision Ball	CX-06PYP-125-SW-TS02



To order chrome thread guard add "CTG" to end of model (Example: CX05TPP-125-SW-TS02-CTG)

THREADED STEM FITTINGS

TS02



See CP Series for casters with protective covers to match your equipment (4" and 5" wheel diameter models).

CHROME HOSPITAL (CX)

THREADED STEM TOTAL LOCK MODELS

(LOCKS WHEEL AND SWIVEL)

Wheel Diameter (Inches)	Tread Width (Inches)	Wheel Description	Capacity (Lbs)	Load Height Inches (mm)	Swivel Radius Inches (mm)	Wheel Bearing	Model Number
3	1-1/4	Thermoplastic Rubber	220	4-5/16" (109)	4-1/4" (107)	Precision Ball	CX-03TPP-125-TL-TS02
3	1-1/4	Anti-Microbial TPR	190	4-5/16" (109)	4-1/4" (107)	Precision Ball	CX-03AMP-125-TL-TS02
3	1-1/4	Polyurethane TPU	220	4-5/16" (109)	4-1/4" (107)	Precision Ball	CX-03PYP-125-TL-TS02
4	1-1/4	Thermoplastic Rubber	240	5-5/16" (135)	4-3/16" (106)	Precision Ball	CX-04TPP-125-TL-TS02
4	1-1/4	Anti-Microbial TPR	240	5-5/16" (135)	4-3/16" (106)	Precision Ball	CX-04AMP-125-TL-TS02
4	1-1/4	Polyurethane TPU	240	5-5/16" (135)	4-3/16" (106)	Precision Ball	CX-04PYP-125-TL-TS02
5	1-1/4	Thermoplastic Rubber	275	6-5/16" (160)	4-5/16" (109)	Precision Ball	CX-05TPP-125-TL-TS02
5	1-1/4	Anti-Microbial TPR	260	6-5/16" (160)	4-5/16" (109)	Precision Ball	CX-05AMP-125-TL-TS02
5	1-1/4	Polyurethane TPU	275	6-5/16" (160)	4-5/16" (109)	Precision Ball	CX-05PYP-125-TL-TS02
6	1-1/4	Thermoplastic Rubber	300	7-9/32" (185)	4-3/4" (119)	Precision Ball	CX-06TPP-125-TL-TS02
6	1-1/4	Anti-Microbial TPR	260	7-9/32" (185)	4-3/4" (119)	Precision Ball	CX-06AMP-125-TL-TS02
6	1-1/4	Polyurethane TPU	300	7-9/32" (185)	4-3/4" (119)	Precision Ball	CX-06PYP-125-TL-TS02



Total Lock
Red pedal.

THREADED STEM DIRECTION LOCK MODELS

(LOCKS SWIVEL ONLY)

Wheel Diameter (Inches)	Tread Width (Inches)	Wheel Description	Capacity (Lbs)	Load Height Inches (mm)	Swivel Radius Inches (mm)	Wheel Bearing	Model Number
3	1-1/4	Thermoplastic Rubber	220	4-5/16" (109)	4-1/4" (107)	Precision Ball	CX-03TPP-125-DL-TS02
3	1-1/4	Anti-Microbial TPR	190	4-5/16" (109)	4-1/4" (107)	Precision Ball	CX-03AMP-125-DL-TS02
3	1-1/4	Polyurethane TPU	220	4-5/16" (109)	4-1/4" (107)	Precision Ball	CX-03PYP-125-DL-TS02
4	1-1/4	Thermoplastic Rubber	240	5-5/16" (135)	4-3/16" (106)	Precision Ball	CX-04TPP-125-DL-TS02
4	1-1/4	Anti-Microbial TPR	240	5-5/16" (135)	4-3/16" (106)	Precision Ball	CX-04AMP-125-DL-TS02
4	1-1/4	Polyurethane TPU	240	5-5/16" (135)	4-3/16" (106)	Precision Ball	CX-04PYP-125-DL-TS02
5	1-1/4	Thermoplastic Rubber	275	6-5/16" (160)	4-5/16" (109)	Precision Ball	CX-05TPP-125-DL-TS02
5	1-1/4	Anti-Microbial TPR	260	6-5/16" (160)	4-5/16" (109)	Precision Ball	CX-05AMP-125-DL-TS02
5	1-1/4	Polyurethane TPU	275	6-5/16" (160)	4-5/16" (109)	Precision Ball	CX-05PYP-125-DL-TS02
6	1-1/4	Thermoplastic Rubber	300	7-9/32" (185)	4-3/4" (119)	Precision Ball	CX-06TPP-125-DL-TS02
6	1-1/4	Anti-Microbial TPR	260	7-9/32" (185)	4-3/4" (119)	Precision Ball	CX-06AMP-125-DL-TS02
6	1-1/4	Polyurethane TPU	300	7-9/32" (185)	4-3/4" (119)	Precision Ball	CX-06PYP-125-DL-TS02



Direction Lock
Green pedal.

Stems ship with a loose bolt for easier alignment of the directional lock.

THREADED STEM FITTINGS

TS02

