

The Next Generation of Castersmiths™



Distributed By:
B & C
INDUSTRIAL
PRODUCTS, INC.

**1120 Fuller Drive
Garrett, IN 46738
Ph: (888) 276-3386
Fax: (260) 357-0889
sales@bandcip.com**



www.algood.com



ISO 9001:2008 **1-888-276-3386**



1



2



3



4



5



6



7

- 1. Lineman's bench
- 2. Cool store display
- 3. Hagen Dasz freezer display
- 4. Apple on Algood

- 5. Dozens of dollies
- 6. Tools on wheels
- 7. Rolling green bins


1-888-276-3386



9



11




12



10



13



14



15

9. Envirothane™ wheels manufactured for precision bearings

10. Textile Caster

11. Sophisticated metal stamping for specialized applications—designed and engineered in house

12. Robotic welding is precise, efficient and improves productivity

13. Algood's totally cost-efficient RollX™ wheels

14. Directional lock for Algood iLock™ total lock casters

15. Custom stems

1-888-276-3386



TABLE OF CONTENTS

INTRODUCTION

	Plate Chart	7-8
	Stem Chart	9-10
	Numbering System.....	11
	Nomenclature	12
	Brake Types	13
	Algood Bearings	14
	Wheel Selection Guide	15
	Chemical Chart	16
	Wheels at a Glance	17-18
	How to Select the Correct Algood Caster & Wheel	19
	Caster Combinations	20

SPECIALTY CASTERS

	Custom Manufactured Casters & Wheels	21-26
	Theatrical Tryke™	27-28
	GSL525 Gate Spring Loaded	29-30
	Gate Spring Loaded	31-32

LIGHT DUTY

	0100/0200	75LBS.....	33
	0300	125LBS.....	34
	0600	75LBS.....	35-36
	0700	75LBS.....	37-38
	0800	95LBS.....	39-40

MEDIUM DUTY

	0900	125LBS.....	41-42
	1000	150LBS.....	43-44
	1900	250LBS.....	45-47
	1900C.....	250LBS.....	Shopping Cart 48
	Wizard.....	270LBS.....	49
	Medical.....	225LBS.....	NEW 50
	2003	275LBS.....	51-53
	2009	275LBS.....	54-56
	2100	275LBS.....	57-58
	4000	300LBS.....	59-61
	5000	350LBS.....	62-64
	5200	300LBS.....	65-66

STAINLESS STEEL

	2009	275LBS.....	54-56
	6809	1,400LBS.....	84-86
	7009.....	900LBS.....	100-102

MEDIUM HEAVY DUTY

	5300	400LBS.....	67-68
	5400	550LBS.....	69-70
	6400	675LBS.....	71-72
	6403	675LBS.....	73-74
	EMaxx™	900LBS.....	75-78
	6800	1,400LBS.....	79-80
	6803	1,400LBS.....	81-83
	6809	1,400LBS.....	84-86
	SL6803	1,500LBS.....	87-89
	eHABS.....	25,000LBS.....	90
	6900	1,600LBS.....	NEW 91-92
	Textile.....	950LBS.....	NEW 93-94
	7000	900LBS.....	95-96
	7003	900LBS.....	97-99
	7009	900LBS.....	100-102
	SL7003	1,000LBS.....	103-105
	iLOCK™	900LBS.....	NEW 106
	HOG™	900LBS.....	107
	SLHOG™	1,500LBS.....	108
	7100	2,200LBS.....	109
	7200	2,500LBS.....	110
	7500	3,200LBS.....	111-112
	7900	450LBS.....	113
	8000	600LBS.....	114
	8300	110LBS.....	115
	8900	800LBS.....	Scaffold 116

HEAVY DUTY KINGPINFREE™

	Tornado	1,200LBS.....	117-119
	Twister	1,800LBS.....	120-122
	Typhoon	3,200LBS.....	123-124
	Monsoon	10,000LBS.....	125-126
	Cyclone	18,000LBS.....	127-128

HEAVY DUTY FORGED

	9100	3,500LBS.....	129-130
	9200	5,500LBS.....	131-132
	9600	17,000LBS.....	133-134
	9800	17,000LBS.....	135-136

BMF

	BMF	27,000LBS.....	137-138
	SLBMF.....	65,000LBS.....	NEW 139


























TABLE OF CONTENTS

algood.com


SPRING LOADED

	SL6803	1,500LBS.....	87-89
	SL7003	1,000LBS.....	103-105
	SLHOG™	1,500LBS.....	108
	SLBMF.....	65,000LBS.....	NEW 139
	Zero Gravity	1,100LBS.....	NEW 140


WHEELS

	ALPrene™ (APR)	250LBS.....	NEW 141
	ALThane™ (ALT)	1,400LBS.....	142
	Balloon Cushion (BARG)	550LBS.....	143
	Freedom™ (FDM)	1,200LBS.....	NEW 144
	Envirothane™ (U)	1,600LBS.....	145-146
	Hard Rubber (HR)	275LBS.....	147
	ICE™ (ICE)	100LBS.....	148
	Lava™ (LV).....	High Temp 1,300LBS.....	NEW 149
	Moldon Alum. Rubber (MAR).....	600LBS.....	150
	Moldon Alum. Urethane (MAU)	1,500LBS.....	151
	Moldon Poly. Urethane (MPU)	1,400LBS.....	152
	Moldon Rubber (MR)	1,600LBS.....	153-154
	Moldon Urethane (UR)	1,400LBS.....	155-157
	Nyroll™ (NYN)	1,800LBS.....	158
	Pneumatic (PN)	620LBS.....	159
	Flat Free (FF).....	500LBS.....	NEW 160
	Phenolic (PH)	4,000LBS.....	161-162
	Polyolefin (PO).....	900LBS.....	163-164
	ProTech™ (PRO)	1,200LBS.....	165-166
	RollX™ (RX)	1,400LBS.....	167-168
	Semi-Pneumatic (SPN)	250LBS.....	169
	Shopping Cart (PLY)	300LBS.....	170
	Soft Rubber (SR)	350LBS.....	171-172
	Steel(SS),Ductile(DI),Forged(FSR).....	20,000LBS.....	173-176
	V Groove (VG)	15,000LBS.....	177-178

HARDWARE

	Bearings	179-180
	Bushings	181-182
	Washers	182
	Axles & Nuts	183-184
	Specialty Hardware	184
	Floor Truck Lock	187
	Quick Change Plate	NEW 187
	Swivel Plates	191


INSERTS

	Inserts.....	185-186
---	--------------	---------

HAND TRUCKS

	Convertible Hand Truck	NEW 188
---	------------------------------	----------------

LL SERIES

	Levelling Caster (LL)	NEW 189
--	-----------------------------	----------------

BALL TRANSFERS

	Ball Transfers	NEW 190
---	----------------------	----------------

SPECIALTY CASTER SHEET

	Specialty Caster Sheet	NEW 192
---	------------------------------	----------------

LIABILITY & WARRANTY

	Liability & Warranty	193
---	----------------------------	-----

PLATE CHART

PLATE CHART Rev.14

THESE DRAWINGS AND SPECIFICATIONS, AND THE DATA CONTAINED THEREIN, ARE THE PROPERTY OF ALGOOD. NO PART OF THIS PUBLICATION IS TO BE REPRODUCED OR TRANSMITTED IN ANY FORM OR BY ANY MEANS, ELECTRONIC OR MECHANICAL, INCLUDING PHOTOCOPYING, RECORDING, OR BY ANY INFORMATION STORAGE AND RETRIEVAL SYSTEM, WITHOUT THE WRITTEN PERMISSION OF ALGOOD. THE MANUFACTURE OF ARTICLES FROM ALGOOD CANNOT BE GUARANTEED TO EXCEED THE SPECIFICATIONS AND DIMENSIONS OF THE ORIGINAL DRAWINGS.

Plate Series (Blue Type Indicates standard plate for series)
A01B 0600
A02B 0600
A03B 6403, 6650, 6500, 7003, 7009, 517003
A04B 1900, 2003, 5000, 5900, 5400
A05B 0600, 0700, 0800
A06B 0600, 0700, 0800
A07B 0600, 0700, 0800
A08B 0600, 0700, 0800
A09B 0600, 0700, 0800
A10B 0600, 0700, 0800
A11B 0600, 0700, 0800
A12B 0600, 0700, 0800
A13B 0600, 0700, 0800
A14B 0600, 0700, 0800
A15B 0600, 0700, 0800
A16B 0600, 0700, 0800
A17B 0600, 0700, 0800
A18B 0600, 0700, 0800
A19B 0600, 0700, 0800
A20B 0600, 0700, 0800
A21B 0600, 0700, 0800
A22B 0600, 0700, 0800
A23B 0600, 0700, 0800
A24B 0600, 0700, 0800
A25B 0600, 0700, 0800
A26B 0600, 0700, 0800
A27B 0600, 0700, 0800
A28B 0600, 0700, 0800
A29B 0600, 0700, 0800
A30B 0600, 0700, 0800
A31B 0600, 0700, 0800
A32B 0600, 0700, 0800
A33B 0600, 0700, 0800
A34B 0600, 0700, 0800
A35B 0600, 0700, 0800
A36B 0600, 0700, 0800
A37B 0600, 0700, 0800
A38B 0600, 0700, 0800
A39B 0600, 0700, 0800
A40B 0600, 0700, 0800
A41B 0600, 0700, 0800
A42B 0600, 0700, 0800
A43B 0600, 0700, 0800
A44B 0600, 0700, 0800
A45B 0600, 0700, 0800
A46B 0600, 0700, 0800
A47B 0600, 0700, 0800
A48B 0600, 0700, 0800
A49B 0600, 0700, 0800
A50B 0600, 0700, 0800
A51B 0600, 0700, 0800
A52B 0600, 0700, 0800
A53B 0600, 0700, 0800
A54B 0600, 0700, 0800
A55B 0600, 0700, 0800
A56B 0600, 0700, 0800
A57B 0600, 0700, 0800
A58B 0600, 0700, 0800
A59B 0600, 0700, 0800
A60B 0600, 0700, 0800
A61B 0600, 0700, 0800
A62B 0600, 0700, 0800
A63B 0600, 0700, 0800
A64B 0600, 0700, 0800
A65B 0600, 0700, 0800
A66B 0600, 0700, 0800
A67B 0600, 0700, 0800
A68B 0600, 0700, 0800
A69B 0600, 0700, 0800
A70B 0600, 0700, 0800
A71B 0600, 0700, 0800
A72B 0600, 0700, 0800
A73B 0600, 0700, 0800
A74B 0600, 0700, 0800
A75B 0600, 0700, 0800
A76B 0600, 0700, 0800
A77B 0600, 0700, 0800
A78B 0600, 0700, 0800
A79B 0600, 0700, 0800
A80B 0600, 0700, 0800
A81B 0600, 0700, 0800
A82B 0600, 0700, 0800
A83B 0600, 0700, 0800
A84B 0600, 0700, 0800
A85B 0600, 0700, 0800
A86B 0600, 0700, 0800
A87B 0600, 0700, 0800
A88B 0600, 0700, 0800
A89B 0600, 0700, 0800
A90B 0600, 0700, 0800
A91B 0600, 0700, 0800
A92B 0600, 0700, 0800
A93B 0600, 0700, 0800
A94B 0600, 0700, 0800
A95B 0600, 0700, 0800
A96B 0600, 0700, 0800
A97B 0600, 0700, 0800
A98B 0600, 0700, 0800
A99B 0600, 0700, 0800
A00B 0600, 0700, 0800

Letter	Nominal Thickness	Steel Gauge
A	3/64"	0.047
B	1/16"	0.059
C	5/64"	0.074
D	3/32"	0.104
E	1/8"	0.134
F	5/32"	0.164
G	3/16"	0.194
H	1/4"	0.250
I	5/16"	0.313
J	3/8"	0.375
K	7/16"	0.438
L	1/2"	0.500
M	5/8"	0.625
N	3/4"	0.750
Z	other	

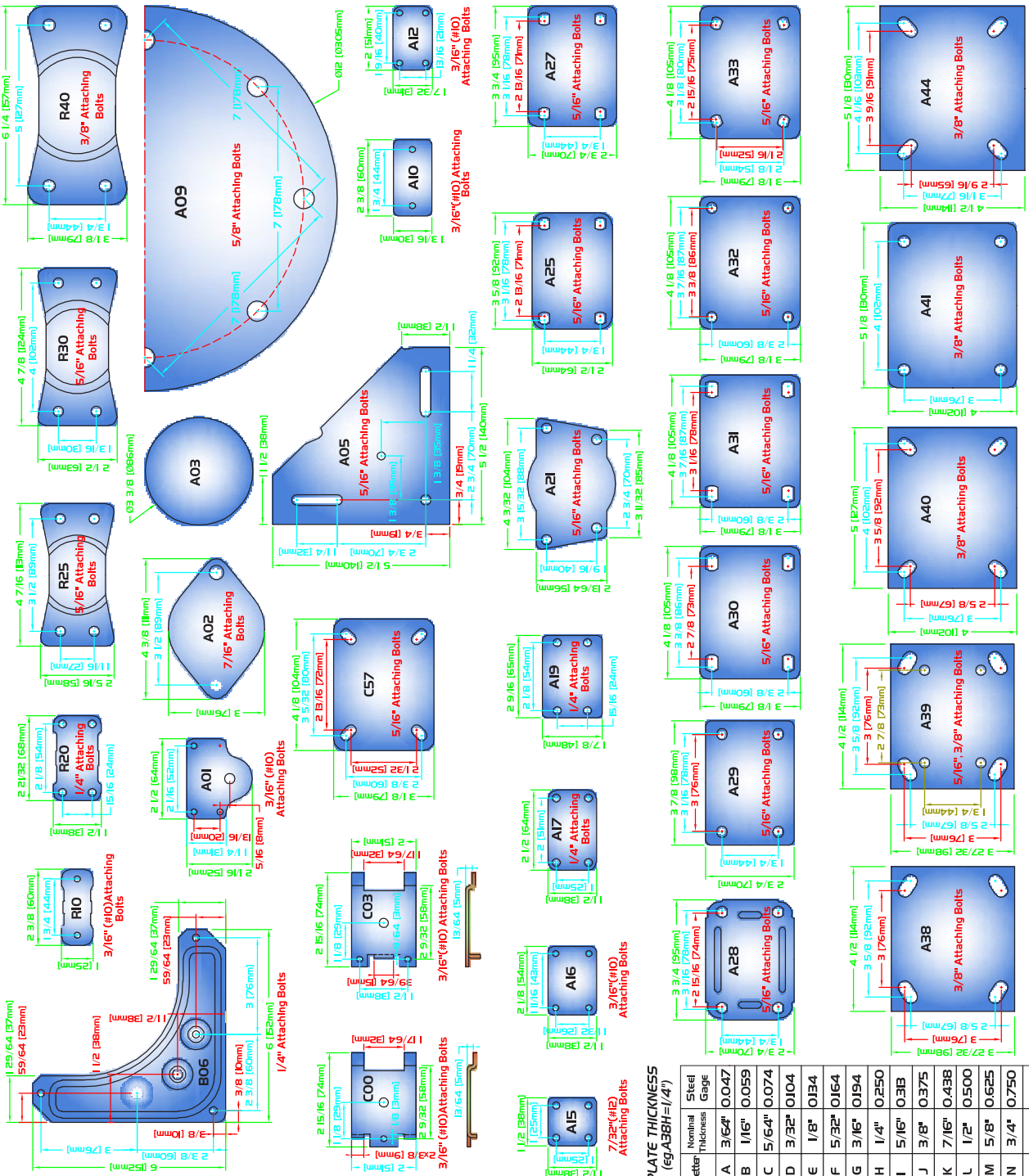
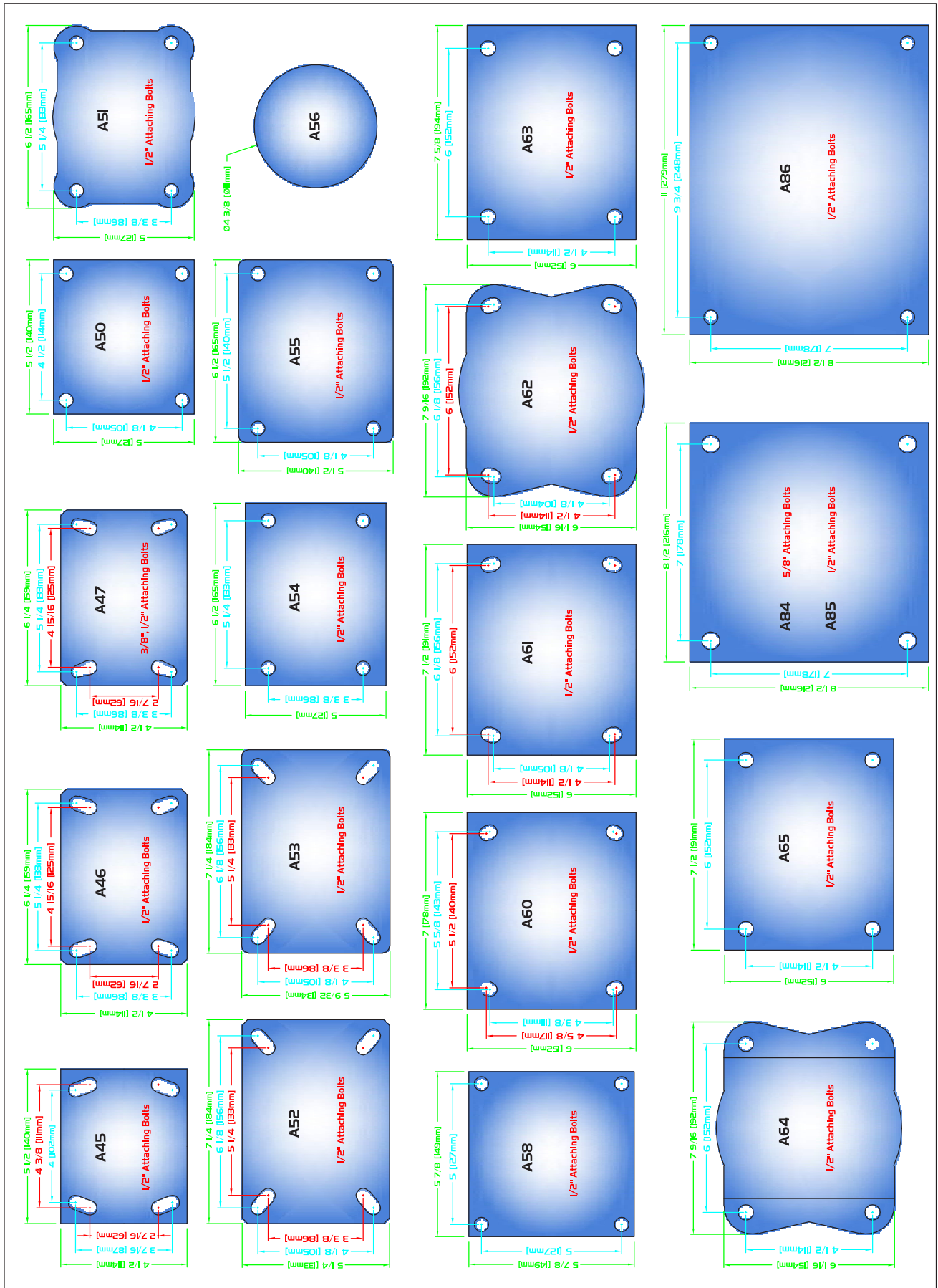


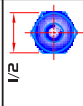
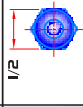
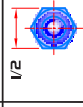
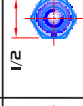
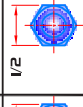
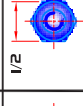
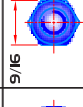
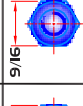
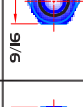
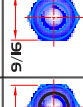
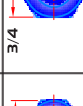
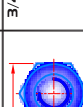
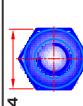
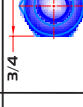

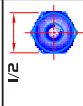
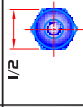
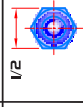
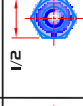
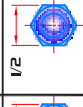
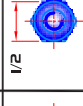
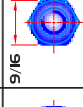
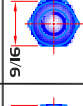
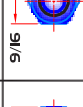
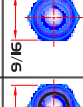
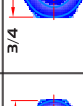
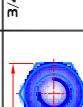
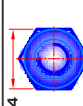
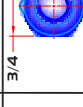

PLATE THICKNESS (eg A38H=1/4")

Letter	Nominal Thickness	Steel Gauge
A	3/64"	0.047
B	1/16"	0.059
C	5/64"	0.074
D	3/32"	0.104
E	1/8"	0.134
F	5/32"	0.164
G	3/16"	0.194
H	1/4"	0.250
I	5/16"	0.313
J	3/8"	0.375
K	7/16"	0.438
L	1/2"	0.500
M	5/8"	0.625
N	3/4"	0.750
Z	other	

PLATE CHART



STEM CHART

STEM #	1/4-20 X3/4HN	1/4-20 XIHN	5/16-18 X3/4HN	5/16-18 X3/4HN	5/16-18 XI/2HN	5/16-18 XIHN	3/8-16 X5/8HN	3/8-16 X3/4HN	3/8-16 XIHN	3/8-16 XI/2HN	1/2-18 X1/2HN	1/2-18 XIHN	1/2-18 XI/2HN	1/2-18 XI 7/8HN	1/2-18 X3 1/2HN
STEM #	1/4-20 X3/4HN	1/4-20 XIHN	5/16-18 X3/4HN	5/16-18 X3/4HN	5/16-18 XI/2HN	5/16-18 XIHN	3/8-16 X5/8HN	3/8-16 X3/4HN	3/8-16 XIHN	3/8-16 XI/2HN	1/2-18 X1/2HN	1/2-18 XIHN	1/2-18 XI/2HN	1/2-18 XI 7/8HN	1/2-18 X3 1/2HN
SERIES	300	300	300,600,700,800	300,600,700,800	300	300,600,700,800	600,700,800	300	300,600,700,800	600,700,800	900,1000,1900	900,1000,1900	900,1000,1900	900,1000,1900,2009,5400,8600	900,1000,1900
STEM															
STEM #	5/16-18 X3/4HN	5/16-18 XIHN	5/16-18 X3/4HN	5/16-18 X3/4HN	5/16-18 XI/2HN	5/16-18 XIHN	3/8-16 X5/8HN	3/8-16 X3/4HN	3/8-16 XIHN	3/8-16 XI/2HN	1/2-18 X1/2HN	1/2-18 XIHN	1/2-18 XI/2HN	1/2-18 XI 7/8HN	1/2-18 X3 1/2HN
SERIES	600,700,800	600,700,800	600,700,800	600,700,800	600,700,800	600,700,800,1000,1900	600,700,800	300,600,700,800	300,600,700,800	600,700,800	900,1000,1900	900,1000,1900	900,1000,1900	900,1000,1900,2009,5400,8600	900,1000,1900
STEM															

FASTENER CHART Rev. 7 July 2016



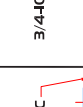
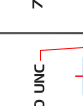

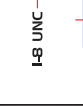
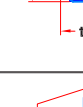
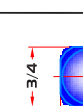
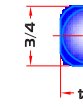
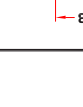
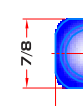
Canada's Largest Manufacturer of Casters and Wheels

ALGOOD.com

110 Delta Park Blvd, Brampton, Ontario, Canada, L6T 5E7
 Tel: 416/749-7743 * 800/254-6633 (800/ALGOOD3)
 Fax: 416/747-5671 * website: <http://www.algood.com>

THESE DRAWINGS AND SPECIFICATIONS, AND THE DATA CONTAINED HEREIN, ARE THE PROPERTY OF ALGOOD. NO PART OF THIS DOCUMENT IS TO BE REPRODUCED, COPIED OR USED FOR ANY PURPOSE WHATSOEVER, EXCEPT THE MANUFACTURE OF ARTICLES FOR ALGOOD CASTER INNOVATIONS.

"You Can Buy Casters Anywhere, But Are They ALGOOD?"

STEM #	1/2-BX4	5/8-11X4	3/4-10X4	7/8-9X4	1-8X4	3/4-50	3/4-50-17/64CD	7/8-50	7/8-50-5/16CD	EXP	BOLT HOLE
STEM #	1/2-BX4	5/8-11X4	3/4-10X4	7/8-9X4	1-8X4	3/4-50	3/4-50-17/64CD	7/8-50	7/8-50-5/16CD	EXP	BOLT HOLE
SERIES	5000,5400,6403,6500,66500,6803,6809,7003,7009,8600, TORNADO	5000,5400,6403,6500,66500,6803,6809,7003,7009,8600, TORNADO	5000,5400,6403,6500,66500,6803,6809,7003,7009,8600, TORNADO	5000,5400,6403,6500,66500,6803,6809,7003,7009,8600, TORNADO	5000,5400,6403,6500,66500,6803,6809,7003,7009,8600, TORNADO	900,1000,1900,2003,2009,8600	900,1000,1900,2003,2009,8600	900,1000,1900,2003,2009,8600	900,1000,1900,2003,2009,8600	900,1000,1900,2003,2009,5400,8600	1900,2003,2009,2100,5000,5400,8600
STEM											

STEM CHART

STEM #	375	375L	375SX1	437X1 7/8	4375X7/8	4375X1	4375X1 5/16	4375X1 7/8	6255	8125	8625	8625-5/16CD	8755
SERIES	100,200,300, 600,700,800	100,200	100,200, 300,600, 700,800	600,700,800, 900,1000,1900, 2003,2009,8600	300	Marathon,Phantom, 100,200,600,700, 800,900,1000, 1900,2003, 2009,8600	Marathon,Phantom, 100,200,600,700, 800,900,1000, 1900,2003, 2009,8600	600,700,800, 900,1000,1900, 2003,2009,8600	900,1000, 1900,2003, 2009,8600	900,1000, 1900,2003, 2009,8600	900,1000, 1900,2003, 2009,8600	900,1000, 1900,2003, 2009,8600	900,1000, 1900,2003, 2009,8600
STEM													
STEM #	9955	10505	500X4	625X4	750X4	875X4	1.000X4	SC(1.375X4)	LC	LC1	LC2	LC3	LC4
SERIES	900,1000, 1900,2003, 2009,8600	900,1000, 1900,2003, 2009,8600	2003, 2009, 5000, 5400, 6403, 6500, 66500, 6803, 6809, 7003, 7009, TORNADO					8900	8300	8300	8300	8300	8300
STEM													
STEM #	3/4RD EXP	7/8RD EXP	1RD EXP	1 1/8RD EXP	1 3/8RD EXP	1 1/2RD EXP	3/450 EXP	7/850 EXP	1 50 EXP	1 1/850 EXP	1 3/850 EXP	1 1/250 EXP	
SERIES	1900,2003,2009,2100,5000,5400,6500,66500,8600	1900,2003,2009,2100,5000,5400,6500,66500,8600	1900,2003,2009,2100,5000,5400,6500,66500,8600										
STEM													



ALGOOD PRODUCT NUMBERING SYSTEM

S1943-A25D-U-SLB

TYPE

- AN = AXLE & NUT
- ANB = AXLE & NUT (BRAKE)
- AND = AXLE & NUT (DRILLED)
- BB = BALL BEARING
- DB = DELRIN BEARING
- FTL = FLOOR TRUCK LOCK
- H = HORN ONLY
- PSW = PLASTIC SIDE WASHER
- R = RIGID
- S = **SWIVEL**
- SB = SPANNER BUSHING
- SSW = STEEL SIDE WASHERS
- W = WHEEL ONLY
- Y = YOKE ONLY
- YAN = YOKE, AXLE & NUT
- YZN = YOKE, ZERK & NUT
- ZNB = ZERK & NUT (BRAKE)

WHEEL SIZE

- 0 = 2"
- 2 = 2 1/2"
- 3 = 3"
- 35 = 3 1/2"
- 4 = 4"
- 5 = 5"
- 6 = 6"
- 8 = 8"
- 10 = 10"
- 12 = 12"
- 13 = 13"
- 16 = 16"

FASTENINGS

A, B, C, R = STANDARD PLATE IDENTIFYING PLATE & BOLT HOLE PATTERN

= PLATE NUMBER

PLATE THICKNESS

- B = 1/16"
- C = 5/64"
- D = 3/32"
- F = 5/32"
- H = 1/4"
- I = 5/16"
- J = 3/8"
- L = 1/2"
- M = 5/8"

STEMS

- 375 = GRIP NECK
- 375L = LARGE GRIP STEM
- 375SX1 = FRICTION RING
- 437X1 7/8 = FRICTION RING
- 437SX7/8 = FRICTION RING
- 437SX1 = FRICTION RING
- 437SX1 5/16 = FRICTION RING
- 437SX1 7/8 = FRICTION RING
- 625S = FRICTION RING
- 812S = FRICTION RING
- 862S = FRICTION RING
- 875S = FRICTION RING
- 995S = FRICTION RING
- 1.050S = FRICTION RING
- 1/4-20X3/4HN = HEX NUT THREADS
- 1/4-20X1HN = HEX NUT THREADS
- 5/16-18X3/4HN = HEX NUT THREADS
- 5/16-18X1HW = HEX WASHER THREADS
- 3/8-16X5/8HN = HEX NUT THREADS
- 3/8-16X3/4HW = HEX WASHER THREADS
- 1/2-13X1HN = HEX NUT THREADS
- 1/2-13X1HW = HEX WASHER THREADS
- 3/4SQ = SQUARE STEMS
- 3/4NPT = PIPE STEMS
- EXP = EXPANDABLE STEMS

SERIES

- 0100/0200
- 0300
- 0600
- 0700
- 0800
- 0900
- 1000
- 1900
- 1900C
- 2003
- 2009
- 2100
- 4000
- 5000
- 5200
- 5300
- 5400
- 6400/6403
- EMAXX
- 6800/6803
- 6809
- SL6800
- 6900
- 7000/7003
- 7009
- SL7000
- 7100
- 7200
- 7500
- 8000
- 8300
- 8900
- TORNADO
- TWISTER
- TYPHOON
- MONSOON
- CYCLONE
- 9100
- 9200
- 9600
- 9800
- BMF

FINISHES

- AB = ANTIQUE BRASS
- AC = ANTIQUE COPPER
- AZ = ANTIQUE BRUSH BRASS
- BC = BRUSH CHROME
- BN = BRUSH NICKEL
- N = SATIN NICKEL
- 1 = BRASS LACQUER
- 2 = CHROME
- 3 = **ZINC**
- 4F = BLACK FLAT
- 4G = BLACK GLOSS
- 4I = BLACK IONIC
- 4Z = BLACK ZINC
- 5 = YELLOW CHROMATE
- 6 = BEIGE
- 7 = GREY
- 8 = BROWN
- 9 = STAINLESS STEEL

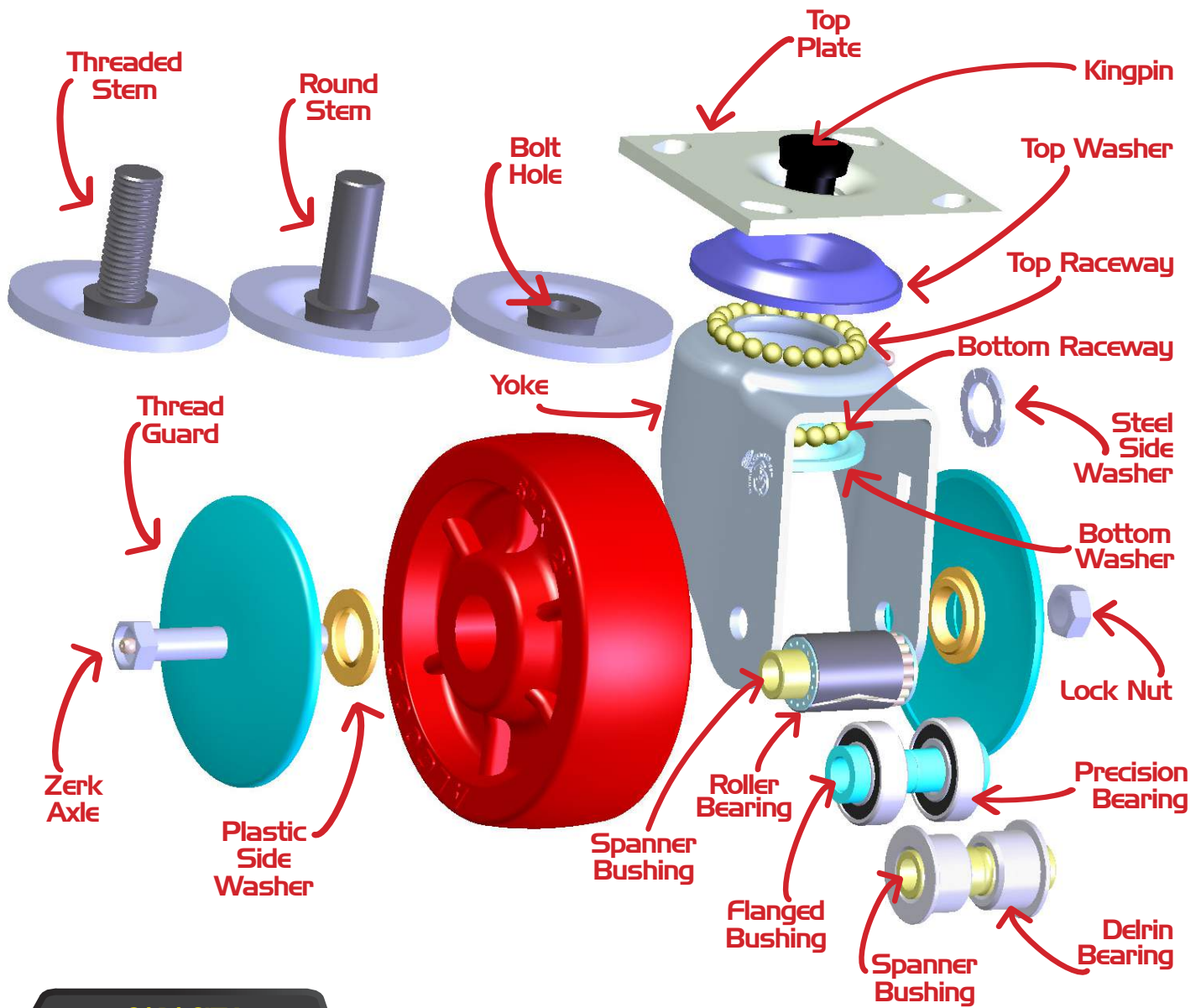
WHEEL TYPE

- APR = ALPRENE™
- ALT = ALTHANE™
- BARG = BALLOON CUSHION RUBBER GREY
- DIC = DUCTILE IRON
- FFC = FLAT FREE
- FDM = FREEDOM™
- HR = HARD RUBBER
- HRG = HARD RUBBER GREY
- HTPH = HIGH-TEMP PHENOLIC
- ICE = ICE™
- LV = LAVA™
- MAR = MOLDON ALUM. RUBBER
- MAU = MOLDON ALUM. URETHANE
- MPU = MOLDON POLY. URETHANE
- MR = MOLDON RUBBER
- NYN = NYROLL™
- PNC = PNEUMATIC
- PO = POLYOLEFIN
- PRO = PROTECH™ CROWN
- PROF = PROTECH™ FLAT
- SR = SOFT RUBBER
- SRG = SOFT RUBBER GREY
- SS = SOLID STEEL
- ST = SEMI STEEL
- U = **ENVIROTHANE™**
- UG = ENVIROTHANE™ GREY
- UR = MOLDON URETHANE
- VG = V GROOVE

OPTIONS

- AB = ANNULAR BEARING
- ALK = ALOCK BRAKE
- BB = BALL BEARING
- DB = DELRIN BEARING
- DLB = DOUBLE LOCKING BRAKE
- iLK = DIRECTIONAL AND WHEEL iLOCK
- iLKW = WHEEL ONLY iLOCK
- iLKS = SWIVEL ONLY iLOCK
- iLK4 = 4 POSITION SWIVEL & WHEEL iLOCK
- PWB = PEDAL WHEEL BRAKE
- PB = PRECISION BALL BEARING
- RB = ROLLER BEARING
- SLB = **SIDE LOCKING BRAKE**
- TB = TAPERED BEARING
- TG = THREAD GUARDS
- TLB = TOP LOCKING BRAKE W/LRG PEDAL
- TLB1 = ALGRIP
- TLB2 = TOP LOCKING BRAKE
- UWB = UNIVERSAL WHEEL BRAKE
- Z = ZERK IN WHEEL

NOMENCLATURE



CAPACITY

The Maximum load a castor or wheel can safely sustain while in use. Capacity of a castor is always based on the component with the lowest capacity. If a wheel is rated at 700 lbs and the castor yoke is rated at 1200 lbs, the capacity of the complete castor is 700 lbs. To determine the capacity needed for an application, divide the expected maximum load by the number of wheels or castors used. When specifying a capacity, always clarify if the desired capacity is per castor or the overall capacity of the application.

1. **Static Load Capacity** a) The load imposed on a castor or wheel while it is stationary.
2. **Dynamic Load Capacity** a) The load imposed on a castor or wheel while rolling. Most capacities of castors & wheels listed in catalogs are this type.

Diameter



Tread Width



Capacity



Swivel Radius



Overall Height



BRAKE TYPES

ALK / ASK / AWL



Alock brake mechanism is engaged by stepping on the toe that securely and positively locks an adjustable rubber grommet to the tread of the wheel and simultaneously locks the swivel raceway in any position. **ALK** has metal construction that will stand up to industrial abuse and is conveniently located in lead position. **ASK** brake mechanism is engaged by stepping on the toe that securely and positively locks the swivel raceway in any position. **AWL** brake mechanism is engaged by stepping on the toe that securely and positively locks an adjustable rubber grommet to the tread of the wheel.

PWB



Pedal Wheel Brake mechanism engages a positive braking action on the tread surface of the wheel. Plastic pedal resists rust and corrosion in wet environments. Available in stainless steel.

DLB



Double Locking Brake mechanism engages a positive braking action on the tread surface of the wheel, while simultaneously locking the swivel raceway in any position. Plastic pedal resists rust and corrosion in wet environments. Available in stainless steel.

SLB



Side Locking Brake is the most economical wheel brake. When the **SLB** is engaged, it compresses the hub of the yoke, creating friction on the hub of the wheel. The larger casters have a large foot pedal that makes engaging brake easy to operate and provides easy access. Available in stainless steel.

iLK



iLOCK™ is a precise eight position directional and wheel lock that provides perfect security. It engages with absolute precision and is available as a customizable one, two, three or four position lock. Engages with as little as 15 lbs of pressure and won't disengage at load with capacity of up to 1200 lbs. Brake pad adds extra security to harder wheel surfaces. Constructed of non-corrosive proprietary engineered thermo plastic. Virtually maintenance free.

TLB




The **Top Locking Brake** creates a positive braking action on the surface of the wheel. **TLB1** comes with an actuator that is coated with a polyurethane coating and gives a greater positive lock on the surface of the wheel. **TLB2** has a larger foot pedal making the brake easier to engage and disengage and provides better foot placement.

eHABS



The **Emergency Hand Activated Braking System** features a multi-position lock attached by a cable to a hand grip that operates as a "dead-man's brake." The braking mechanism is engaged by a piston, ensuring that wheel is completely locked. The **eHABS** is excellent for ergonomically challenging applications and can be engaged with greater speed than foot activated brakes.

TSB



The **Thumb Screw Brake** is engaged manually by turning a rugged screw that engages positively to the wheel hub.

PSL



Position Swivel Lock converts a swivel caster to rigid. **PSL** can be disengaged to neutral position to allow for free swiveling action. The spring loaded plunger is hand operated to fit into slots in the swivel raceway. Can be purchased pre-welded to top plate or with wings that secure **PSL** to plate when mounting bolts to the top plate.

UWB



Universal Wheel Brake is a positive lock brake pre-welded to fork of caster. **UWB** can be customized for angle of operation and for either forward or reverse movement. Fully adjustable including brake force and the location of the braking point on the wheel. The **UWB** is very easy to engage and disengage, requiring as little as 15 lbs. of pressure.

ALGOOD BEARINGS

Delrin Bearings



Delrin, a Dupont™ engineered plastic, is extremely durable under a wide range of temperatures and humid conditions and is resistant to corrosion. Wheels with the Delrin bearings are ideal for applications where brine conditions, steam cleaning and excessive water or liquids are present. Light oil or grease lubrication is always recommended. Delrin Bearing, maximum temperature range is 180°F. High Temperature Delrin Bearing (HT), maximum temperature range is 300°F.

Roller Bearings



The Roller bearing is capable of carrying a greater load than a ball bearing of the same diameter. Generally, it has a heat treated split outer race shell into which the roller assembly is inserted. Standard Algood roller assembly features hardened steel rollers enclosed in a thermoplastic or steel cage on 1 1/2" and 2" tread width wheels. Metal cage roller bearings are optionally available and are standard on wheels with tread widths of 2 1/2" and larger. The spanner bushing is the same hardness as the bearing rollers. Combination seal/thrust retainer washers protects the bearing from dirt, water and chemicals and help absorb thrust friction. Roller Bearing, maximum temperature range is 350°F. / Roller Bearing (Nylon Cage) is 200°F.

Caged Roller Bearings



Caged drawn cup bearings have a steel cage which provides inward retention of the needle rollers. This design provides maximum cage strength consistent with long service life. Maximum temperature range is 400°F.

Annular Ball Bearings



Annular Ball Bearings are machined and have hardened raceways. For applications where maximum rolling ease and quiet operation are needed. Best suited for light to medium duty loads. Bearing is pre-assembled, and the entire unit mounted in the wheel. Maximum temperature range is 250°F.

Precision Sealed Ball Bearings




Precision Ball Bearings are recommended for maximum rolling ease with no maintenance lubrication required. Quiet operation for medium loads. Maximum temperature range is 250°F.

Precision Tapered Roller Bearings



The Tapered Roller Bearing is the most effective bearing for heavy loads. It is capable of absorbing excessive friction when a load tips and can be used where high-speed operation is essential. Tapered roller bearings use conical rollers that run on conical races. Tapered roller bearings support both radial and axial loads and carry higher loads than ball bearings due to greater contact area. Maximum temperature range is 400°F.

Ball Bearings



Ball Bearings are generally heat treated for long lasting use. Raceway is sealed to protect ball and to prevent dirt and dust from entering raceway. No maintenance, lubrication required. Quiet operation for medium loads. Maximum temperature range is 250°F.



WHEEL SELECTION GUIDE

WHEEL TYPE	CAPACITY (LBS EACH)	RANGE (FAHRENHEIT)	FLOOR SURFACES										OPERATING CONDITIONS										DUROMETER RATINGS	PAGE NUMBER					
			CARPET	BRICK	CONCRETE	LINOLEUM	ASPHALT	TERRAZZO	WOOD	SMOOTH STEEL	RIBBED STEEL	TILE	WATER	STEAM	MILD CHEMICALS	OIL GREASE	METAL CHIPS	HIGH HEAT (+250°F)	EXTREME COLD (-45°F)	ANIMAL FATS	NOISE REDUCTION	FLOOR PROTECTION			CUSHION LOAD				
ALPrene (APR)	250 - 650	-22 °F to 300°F	✓	✓	✓	✓	✓	✓	✓	✓	✓	✓	✓	✓	✓	✓	✓	✓	✓	✓	✓	✓	✓	✓	✓	✓	✓	62 (+5) A	141
ALThane (ALT)	750 - 1,400	-45°F to 180°F	✓	✓	✓	✓	✓	✓	✓	✓	✓	✓	✓	✓	✓	✓	✓	✓	✓	✓	✓	✓	✓	✓	✓	✓	✓	65 - 70 D	142
Balloon Cushion (BARG)	350 - 550	-30°F to 180°F	✓	✓	✓	✓	✓	✓	✓	✓	✓	✓	✓	✓	✓	✓	✓	✓	✓	✓	✓	✓	✓	✓	✓	✓	✓	65 - 70 A	143
Envirothane (U)	75 - 1,600	-45°F to 230°F	✓	✓	✓	✓	✓	✓	✓	✓	✓	✓	✓	✓	✓	✓	✓	✓	✓	✓	✓	✓	✓	✓	✓	✓	✓	45 - 65 D	145,146
Hard Rubber (HR)	100 - 275	-45°F to 160°F	✓	✓	✓	✓	✓	✓	✓	✓	✓	✓	✓	✓	✓	✓	✓	✓	✓	✓	✓	✓	✓	✓	✓	✓	✓	70 - 80 D	147
High Temp. Phenolic (HTPH)	200 - 1,100	-40°F to 475°F	✓	✓	✓	✓	✓	✓	✓	✓	✓	✓	✓	✓	✓	✓	✓	✓	✓	✓	✓	✓	✓	✓	✓	✓	✓	102 Rockwell E	161,162
ICE (ICE)	80 - 100	-45°F to 180°F	✓	✓	✓	✓	✓	✓	✓	✓	✓	✓	✓	✓	✓	✓	✓	✓	✓	✓	✓	✓	✓	✓	✓	✓	✓	50 - 60 D	148
Lava (LV)	600 - 1,300	-45°F to 475°F	✓	✓	✓	✓	✓	✓	✓	✓	✓	✓	✓	✓	✓	✓	✓	✓	✓	✓	✓	✓	✓	✓	✓	✓	✓	85 (+/-) D	149
Moldon Aluminum Rubber (MAR)	250 - 600	-45°F to 160°F	✓	✓	✓	✓	✓	✓	✓	✓	✓	✓	✓	✓	✓	✓	✓	✓	✓	✓	✓	✓	✓	✓	✓	✓	✓	95 Shore A	150
Moldon Aluminum Urethane (MAU)	700 - 1,500	-45°F to 180°F	✓	✓	✓	✓	✓	✓	✓	✓	✓	✓	✓	✓	✓	✓	✓	✓	✓	✓	✓	✓	✓	✓	✓	✓	✓	90 - 95 A	151
Moldon Polyolefin Urethane (MPU)	500 - 1,400	-45°F to 180°F	✓	✓	✓	✓	✓	✓	✓	✓	✓	✓	✓	✓	✓	✓	✓	✓	✓	✓	✓	✓	✓	✓	✓	✓	✓	50 - 60 D	152
Moldon Rubber (MR)	250 - 1,600	-40°F to 180°F	✓	✓	✓	✓	✓	✓	✓	✓	✓	✓	✓	✓	✓	✓	✓	✓	✓	✓	✓	✓	✓	✓	✓	✓	✓	95 A	153,154
Moldon Urethane (UR)	600 - 6,600	-20°F to 175°F	✓	✓	✓	✓	✓	✓	✓	✓	✓	✓	✓	✓	✓	✓	✓	✓	✓	✓	✓	✓	✓	✓	✓	✓	✓	92 - 95 A	155,157
Nyroll (NYN)	800 - 1,800	-45°F to 200°F	✓	✓	✓	✓	✓	✓	✓	✓	✓	✓	✓	✓	✓	✓	✓	✓	✓	✓	✓	✓	✓	✓	✓	✓	✓	75 - 85 D	158
Phenolic (PH)	400 - 4,000	-50°F to 250°F	✓	✓	✓	✓	✓	✓	✓	✓	✓	✓	✓	✓	✓	✓	✓	✓	✓	✓	✓	✓	✓	✓	✓	✓	✓	102 Rockwell E	161,162
Pneumatic (PN)	275 - 620	-20°F to 130°F	✓	✓	✓	✓	✓	✓	✓	✓	✓	✓	✓	✓	✓	✓	✓	✓	✓	✓	✓	✓	✓	✓	✓	✓	✓	--	159
Flat Free (FF)	275 - 500	-20°F to 130°F	✓	✓	✓	✓	✓	✓	✓	✓	✓	✓	✓	✓	✓	✓	✓	✓	✓	✓	✓	✓	✓	✓	✓	✓	✓	90 - 98 A	160
Polyolefin (PO)	25 - 900	-20°F to 180°F	✓	✓	✓	✓	✓	✓	✓	✓	✓	✓	✓	✓	✓	✓	✓	✓	✓	✓	✓	✓	✓	✓	✓	✓	✓	65 - 70 D	163,164
ProTech (PRO)	75 - 1,200	-45°F to 180°F	✓	✓	✓	✓	✓	✓	✓	✓	✓	✓	✓	✓	✓	✓	✓	✓	✓	✓	✓	✓	✓	✓	✓	✓	✓	65 - 78 (+/-) A	165,166
RollX (RX)	400 - 1,400	-45°F to 180°F	✓	✓	✓	✓	✓	✓	✓	✓	✓	✓	✓	✓	✓	✓	✓	✓	✓	✓	✓	✓	✓	✓	✓	✓	✓	85 (+/-) D	167,168
Semi-Pneumatic (SPN)	70 - 250	-20°F to 130°F	✓	✓	✓	✓	✓	✓	✓	✓	✓	✓	✓	✓	✓	✓	✓	✓	✓	✓	✓	✓	✓	✓	✓	✓	✓	85 - 90 A	169
Shopping Cart (PLY)	30 - 300	-45°F to 180°F	✓	✓	✓	✓	✓	✓	✓	✓	✓	✓	✓	✓	✓	✓	✓	✓	✓	✓	✓	✓	✓	✓	✓	✓	✓	90 - 95 A	170
Soft Rubber (SR)	80 - 350	-45°F to 160°F	✓	✓	✓	✓	✓	✓	✓	✓	✓	✓	✓	✓	✓	✓	✓	✓	✓	✓	✓	✓	✓	✓	✓	✓	✓	70 - 80 A	171,172
Steel (SS & ST)	125 - 20,000	-45°F to 180°F*		✓		✓		✓		✓		✓		✓		✓		✓		✓		✓		✓		✓	--	173,176	
V Groove (VG)	300 - 15,000	-45°F to 180°F*		✓		✓		✓		✓		✓		✓		✓		✓		✓		✓		✓		✓	--	177,178	

* -45°F - 800°F with Steel Roller bearing & Steel Side washer

CHEMICAL CHART

A = Excellent
B = Good
C = Fair
D = Not recommended

Envirothane™



ProTech™



Rolly™



Alprene™



Acetone	D	B	A	C
Alcohol, butyl	D	B	D	A
Alcohol, ethyl	D	B	A	A
Alcohol, methyl	D	B	B	A
Aniline	D	B	A	D
Benzene	D	C	A	D
Carbon disulfide	D	C	B	D
Carbon tetrachloride	D	C	D	D
Chlorobenzene	C	D	D	D
Chloroform	D	D	A	D
Ethyl acetate	D	D	A	D
Ethylene chloride	C	C	A	C
Ethylene dichloride	C	C	A	D
Ethyl ether	B	D	A	D
Formaldehyde, 37%	D	C	A	B
Gasoline	B	B	A	B
Heptane	D	D	A	B
Methylene Chloride	D	D	C	D
Methyl Ethyl Ketone	D	B	A	D
Naptha	C	C	A	D
Nitrobenzene	C	D	B	D
Phenol	D	D	D	D
Toluene	C	B	A	D
Trichloroethylene	D	A	C	D
Varsol	D	A	C	C
Carbon Dioxide	A	B	A	B
Carbon Monoxide	A	B	A	B
Chlorine, Wet	D	C	D	D
Chlorine, Dry	D	C	D	C
Hydrogen Sulfide	D	B	C	A
Sulfur Dioxide, Wet	D	C	C	B
Sulfur Dioxide, Dry	D	C	B	D
Acetic, Acid 10 - 50%	C	B	D	C
Acetic, Acid Glacial	C	B	B	D
Boric Acid	A	B	B	D
Butyric Acid	D	B	C	D
Chromic Acid	D	C	D	D
Citric Acid	A	B	A	A
Fluoboric Acid	D	B	D	A
Hydrobromic Acid, 20%	C	B	D	D
Hydrochloric Acid, 20%	C	B	D	C
Hydrofluoric Acid, 50%	C	C	D	D
Lactic Acid	D	C	B	A
Nitric Acid, 5%	C	B	D	B
Oleic Acid	C	B	A	C
Oleum Spirit, 25%	C	D	D	D
Oxalic Acid	D	B	B	D
Phosphoric Acid, 85%	D	B	B	B
Sulfuric Acid, 10%+	D	B	D	B
Tannic Acid	A	B	C	A
Tartaric Acid	A	C	B	A
Trichloroacetic Acid			C	D
Ammonium Hydroxide	A	B	A	A
Calcium Hydroxide	A	B	A	A
Potassium hydroxide	B	B	C	B
Sodium Hydroxide 50%	C	B	A	B
Sodium Hydroxide, 80%	C	B	C	B
Neutral Salts	A	B	A	A
Potassium Dichromate	B	A	B	A
Potassium Permanganate	B	D	D	A
Salt Water	B	D	A	B
Sodium Cyanide	C	D	A	A
Sodium Hypochlorite	D	C	D	C
Trisodium Phosphate	B	C	A	A

WHEELS AT A GLANCE

ALTHANE™ 1,400 LBS

(ALT)
Size Range
4"x2"
to
8"x2 1/2"
Pg. 142



The ALThane wheel is light in weight, very economical and high impact strength. Non-marking, non-chipping, oil and chemical resistant, non-absorbent and steam cleanable wheel provides for floor protection.

BALLOON CUSHION 550 LBS

(BARG)
Size Range
5"x2"
to
8"x2 1/4"
Pg. 143



Balloon Cushion non-marking tread with high tensile grey aluminum core and ball bearings for quiet movement, smooth ride and excellent floor protection. High degree of resistance to shock and to rusting.

ENVIROTHANE™ 1,600 LBS

(U)
Size Range
2"x7/8"
to
8"x2 1/2"
Pg. 145



Envirothane™ wheels are used for high load capacities. It protects your floor & does not flat spot under static loads. Envirothane™ is non-corrosive, is non-marking under normal conditions, is excellent for abusive applications such as moist & wet environments and is resistant to most chemicals. Virtually maintenance free! Moisture friendly!

ENVIROTHANE™ CROWNED 1,600 LBS

(UGC)
Size Range
2"x7/8"
to
8"x2 1/2"
Pg. 145



Envirothane™ wheels are used for high load capacities. It protects your floor & does not flat spot under static loads. Envirothane™ is non-corrosive, is excellent for abusive applications such as moist & wet environments and is resistant to most chemicals. Virtually maintenance free! Moisture friendly!

FLAT FREE 500 LBS

(FF)
Size Range
6"x2"
to
16"x4"
Pg. 160



Flat Free tires provide the bounce and load handling characteristics similar to pneumatic tires, except they never lose air. Flat Free are excellent for applications where floor and equipment is vital. The wheel provides for shock absorption, quiet operation and of rolling. Flat Free are light weight, non-marking moulded onto a heavy duty steel rim with high quality sealed ball bearings. For manual operation only.

FREEDOM™ 1,200 LBS

(FDM)
Size Range
4"x2"
to
8"x2"
Pg. 144



Freedom™ wheel the aluminum core envirothane crowned tread (chemically and mechanically bonded) is non-marking with debris-rejecting tread. This wheel allows for an easy, smooth and quiet ride. The Moldon Aluminum Urethane is excellent when looking for a wheel that will give maximum floor protection while carrying light or heavy weight loads. High degree of resistance to shock or vibration and rusting.

HARD RUBBER 275 LBS

(HR)
Size Range
2"x7/8"
to
5"x1 1/4"
Pg. 147



This Solid Hard Rubber wheel is used for higher load capacities than soft rubber. Good floor protection and easier mobility. Will not develop flat spots under standing loads. High resistance to oil, grease and mild or diluted acids.

HIGH TEMPERATURE LAVA™ 1,300 LBS

(LV)
Size Range
3"x1 1/2"
to
8"x2"
Pg. 149



This non-marking wheel features an exclusively developed proprietary nylon material which is excellent for high load capacities. This wheel is extremely ergonomically efficient, as it requires minimum effort to roll & swivel with heavy loads. It resists hard impacts & is resistant to most chemicals, steam cleaning & does not absorb water! This wheel is ideal for industrial and institutional applications. Whl T° = -45°F to 475°F continuously, 525°F intermittently

HIGH TEMPERATURE PHENOLIC/PHENOLIC 4,000 LBS

(HTPH) Size Range
3"x1 1/4"
to
8"x2"
(PH) Size Range
3"x1 1/4"
to
16"x3" / Pg. 161



Made of macerated canvas impregnated with phenolic resin, the Phenolic wheel is resistant to grease, oil and most chemical substances. This wheel is non-marking and provides for high floor protection. While the wheel is very light, it maintains a high load rating.

WHEEL TEMPERATURE:
Regular with Plastic Side Washer - 50°F to 180°F
Regular with Steel Side Washer - 50°F to 250°F
High - 40°F to 475°F continuously, 525°F intermittently

ICE™ 100 LBS

(ICE)
Size Range
2"x7/8"
to
3"x15/16"
Pg. 148



This solid non-marking polyurethane wheel is securely bonded mechanically to its polyolefin core to prevent separation. Top quality wheel provides for good floor protection & will not flat spot under standing loads. Excellent rollability under load provided by precision ball bearings. It is resistant to chemicals and excellent for all floor surfaces.

MOLDON ALUMINUM RUBBER 600 LBS

(MAR)
Size Range
3 1/2"x1 1/4"
to
8"x2"
Pg. 150



Moldon Rubber is secured to aluminum for full floor protection and quiet movement. High degree of resistance to shock or vibration and rusting.

MOLDON ALUMINUM URETHANE 1,500 LBS

(MAU)
Size Range
4"x1 1/2"
to
8"x2"
Pg. 151



Moldon Aluminum Urethane is secured to aluminum core. This wheel allows for an easy, smooth, quiet ride. The Moldon Aluminum Urethane is excellent when looking for a wheel that will give maximum floor protection while carrying heavy loads. The tread is chemically resistant and the core is resistant to rust.

WHEELS AT A GLANCE

MOLDON POLYOLEFIN URETHANE 1,400 LBS

(MPU)
Size Range
4"X1 1/2"
to
12"X3"
Pg. 152



This non-marking Urethane treaded wheel is securely bonded mechanically to its polyolefin core to prevent separation. It is highly resistant to chemicals and excellent for all floor surfaces. This wheel provides for high load capacities and is rust proof. 100% Moisture friendly.

MOLDON RUBBER 1,600 LBS

(MR)
Size Range
4"X1 1/2"
to
16"X4"
Pg. 153



Moldon Rubber is secured to semi steel core for full floor protection and quiet movement. High degree of resistance to shock or vibration. Highly economical rubber tire.

MOLDON URETHANE 10,000 LBS

(UR)
Size Range
4"X1 1/2"
to
12"X6"
Pg. 155



Moldon Urethane tread is secured to semi steel core. This wheel allows for an easy, smooth, quiet ride. The Moldon Urethane provides excellent floor protection while carrying extremely heavy loads. Tread is resistant to most chemicals.

NYROLL™ 1,800 LBS

(NY)
Size Range
4"X1 1/2"
to
8"X2 1/2"
Pg. 158



This non-marking nylon wheel is a low cost alternative while providing high load capacities. The Nyroll™ wheel is resistant to impact abrasion, corrosion & the effect of many chemicals. They are resistant to oils, fats, most alkalis, soaps & detergents but should not be used in contact acids. One of the benefits of nylon is that it is unaffected by water. Its use in wet environments enhances its self-lubricating properties.

PNEUMATIC 620 LBS

(PN)
Size Range
8"X2 1/2"
to
16"X6 1/2"
Pg. 159



Pneumatic wheels are excellent for applications where floor and equipment protection is vital. The air pressure provides for shock absorption, quiet operation and ease of rolling. Excellent for delicate materials and uneven and rough floor surfaces. For manual operation only.

POLYOLEFIN 900 LBS

(PO)
Size Range
2"X7/8"
to
8"X2"
Pg. 163



The Polyolefin wheel is light in weight, very economical and high impact strength. Non-marking, non-chipping, oil and chemical resistant, non-absorbent and steam cleanable wheel provides for floor protection.

PROTECH™ 1,200 LBS

(PRO)
Size Range
2"X7/8"
to
12"X3"
Pg. 165



The ProTech™ treaded wheel is secured to its polyolefin core. It is highly resistant to most chemicals & excellent for all floor surfaces. This wheel provides for medium load capacities, is great for moist and wet environments and is non-marking under normal conditions. Quiet & easy rolling, this wheel is shock absorbing & will reject most floor debris.

ROLLX™ 1,800 LBS

(RX)
Size Range
2 5/8"X1 1/2"
to
8"X2"
Pg. 167



This non-marking wheel features an exclusively developed thermoplastic nylon material which is excellent for high load capacities. The RollX™ wheel is extremely ergonomically efficient, as it requires minimum effort to roll & swivel with heavy loads. The wheel resists hard impacts & is resistant to most chemicals, solvents, gases, acids, steam cleaning & does not absorb water! This wheel is ideal for industrial & institutional applications.

SEMI-PNEUMATIC 250 LBS

(SPNC)
Size Range
6"X1 1/2"
to
10"X2 1/2"
Pg. 169



Soft rubber tread with steel hub and ball bearings for quiet movement. Smooth ride and excellent floor protection.

SOFT RUBBER 350 LBS

(SR)
Size Range
2"X7/8"
to
5"X2"
Pg. 171



Soft Rubber tread with a hard core for quiet movement, smooth ride and excellent floor protection. Used mainly for light loads.

STEEL 20,000 LBS

(SS)
Size Range
2"X15/16"
to
16"X4"
Pg. 173



Cast Iron, Ductile Iron, Forged Steel wheels are toughened for strength & longevity. While the steel wheel is always competitive for its weight, it is mainly used for rugged & concrete floors. This wheel could cause floor wear & it is rather noisy. However, Solid Steel Crowned (SSC) wheels are available for less damage.

V-GROOVE 15,000 LBS

(VG)
Size Range
3"X1 1/4"
to
10"X4"
Pg. 177



V Groove wheels, made of cast iron, are designed to operate on inverted angle iron tracks. This enables heavy loads to be guided along the tracks with complete control instead of possibly doing damage to industrial floors & equipment. It can be used on normal floor surfaces as the tread is flat on the bottom. Available in Stainless Steel upon request.

HOW TO SELECT

THE CORRECT ALGOOD CASTER & WHEEL

It is critical to consider all factors when selecting the proper caster and wheel. Ultimately, each application is unique and must consider the caster and wheel which is most suitable for their particular application. Remember, when in doubt call our Technical Customer Service Department. The following are the most important criteria to consider:

Load Weight



The rollability of a caster is affected by the load weight. Heavier loads require a larger diameter wheel or caster for easier rolling. Bearings are recommended for the loads over 250 pounds. Our catalogue lists the Dynamic or Rolling Load for wheels & casters. Dynamic or Rolling Load is the load or weight imposed on the wheel or caster while in use. Impact or shock load should also be considered. This is the momentary impact or shock when the weight load is dropped on equipment, strikes an obstruction or vibrates.

Floor Conditions



Make sure you consider what type of floor protection is required. Your wheel must be large enough to negotiate your unique floor conditions, such as cracks in the floor, tracks, mouldings or any other foreseen obstacles.

Unusual Conditions



Each wheel has certain characteristics which will give the best results where unusual conditions exist. Check conditions and then select a caster and/or wheel. Be sure to consider unusual environmental conditions such as moisture, extreme heat or cold, exposures to chemicals, blood, fats, oils, salts, etc. Please refer to our Wheel Selection Guide, then move on to select your series.

Rollability



Rollability is the ease with which a caster and wheel is rolled. This is affected by the wheel size, tread width, tread composition and bearings. The larger the wheel, the easier the caster will roll. A hard narrow crowned tread rolls easier than a flat soft tread on a smooth floor, but the wheel may be hard on the floor. Soft tread protects floors and passes over floor obstructions more easily. Use the largest wheel diameter for the best results.

Swivel Radius



The swivel radius is the measured horizontal distance from the vertical centre line of the kingpin to the outside edge of the wheel tread. The swivel radius specifies the minimum clearance required for a mounted caster to swivel 360 degrees. The larger the swivel radius, the easier the caster will rotate.

Extreme Temperatures



Our caster and wheel specifications are designed to operate under normal conditions. Extreme heat or cold will affect the performance of the caster and wheel.

Technical Assistance



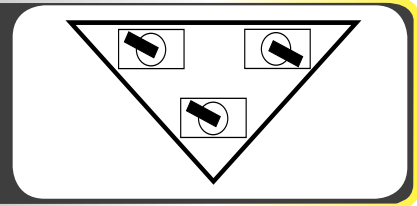
Algood Casters are available from stocking distributors across Canada and the United States, Mexico and beyond. Distributors are caster specialists who can help you select the proper caster to suit your unique requirements. You can call us direct at 1-800-algood-3 (254-6633) or email us at: service@algood.com or visit our web site at www.algood.com.

CASTER COMBINATIONS

Various caster combinations may be used when designing, building, repairing or refurbishing mobile equipment. Below you will find the most popular types of mountings:

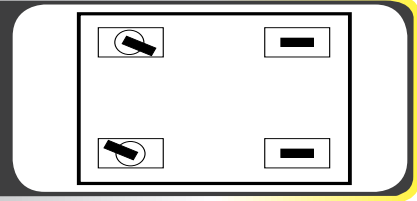
Three Swivel

The **Three Swivel** pattern is found on barrel dollies and small portable machines, which generally require excellent maneuverability. **Use caution when selecting the correct caster** as the load is only distributed over three casters rather than the usual four.



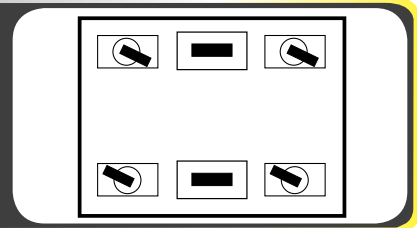
Two Rigid, Two Swivel

Two Rigid, Two Swivel is the most popular pattern generally used. This combination is the most practical and the most economic design, primarily used for straight and/or long distances and can be used for most loads, depending on the total weight capacity.



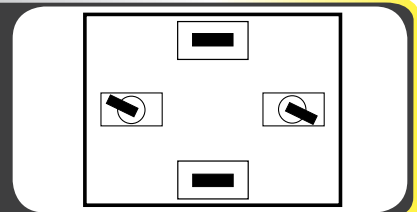
Standard Tilt Mount

The **Standard Tilt Mount** consists of **four swivel & two rigid** and is designed for heavy load and long platform trucks. The two rigid casters are higher than the four swivel casters. The tilt is most effective when the rigid casters are an 1/8" higher than the overall height of the swivel casters. This platform design offers easy maneuverability with higher load capacities.



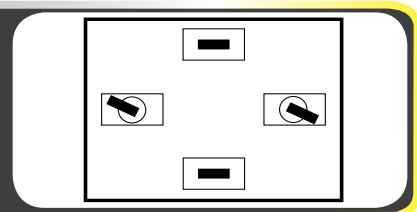
Diamond Tilt Mounting

The **Diamond Tilt Mounting** uses **two swivel and two rigid casters**, and is designed where the rigid casters are set at the sides and the two swivel casters are set at the ends. The tilt is most effective when the rigid casters are an 1/8" higher than the overall height of the swivel casters. This makes the platform highly maneuverable, which turns in its own length. **The capacity is strictly dependent upon the capacity of the casters required.** This mounting pattern is **NOT** recommended for ramps.



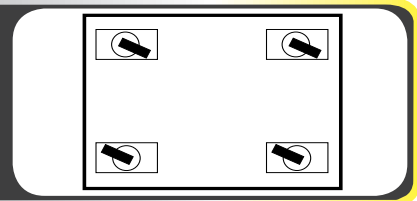
Diamond Mounting

The **Diamond mounting** uses **two swivel and two rigid casters**, however the rigid casters are set at the sides and the two swivel casters are set at the ends. This makes the platform highly maneuverable, which turns in its own length. **The capacity is strictly dependent upon the capacity of the casters required.** This mounting pattern is **NOT** recommended for ramps.



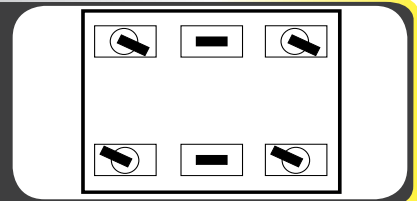
Four Swivel

Four Swivel casters respond instantly to directional change, making limited spaces easy to maneuver. This configuration is recommended for short distances. If the casters are equipped with swivel locks, this mounting pattern will work for long straight travel.



Four Swivel, Two Rigid

This pattern is designed for heavy loads and long platform trucks. The two rigid casters help to distribute and reduce the load on the swivel casters **which maintains good maneuverability and makes steering very easy.**





CUSTOM MANUFACTURED

CASTERS & WHEELS

We are proud to present some of our totally unique caster innovations. Our integrated manufacturing facility allows us to design and develop custom wheels and casters. Every product on these pages was created to meet the needs of our customers and each of them can be modified to suit your specifications. If you don't see what you're looking for, call our customer service department. With almost 50 years as CasterSmiths, we love the challenge of creating new products – and we're damn good at it.

AGV SELF-LOCKING CASTER 500 LBS CAPACITY



This "Hero" of a caster features a precision ball bearing in swivel raceway to provide accuracy and ease in navigation. Comes with auto swivel lock and available with pedal wheel brake. Moisture friendly and requires almost zero maintenance.

2100 SERIES PEDAL



This extra large brake pedal is three times larger than any comparable mechanism. For situations where access is difficult, it provides ease of engagement and disengagement. The pedal is constructed of heavy duty metal and can take all the abuse that comes its way.

CUSTOM SPRING LOADED CASTER 3,200 LBS CAPACITY



Ideal for heavy loads, this caster protects cargo contents, equalizes load distribution, dampens and reduces vibration. Great for noise reduction and extending useable life of carts and other equipment.

ZERO GRAVITY SPRING LOADED SERIES



This heavy-duty kingpin free shock absorbing caster delivers a smooth and quiet ride. Precision ball bearings provide ease of rolling while dual springs prevent shock while taking on uneven surfaces. Protects cargo contents, equalizes load distribution and extends lifespan of equipment. Customizable spring deflection and wheel type/size can be customized.

TEXTILE CASTER 950 LBS CAPACITY



Unique assembly minimizes threads entangled in axle. Thread guards prevent debris from accumulating on wheel bearings, retain lubricants and keep out contaminants. Featuring 950 lb. capacity and corrosion resistant bright zinc finish, available with a wide range of wheel types/sizes, top plates as well as many other options.

iLOCK™ BRAKE



Precise eight position directional and wheel lock with brake pads provide perfect security. Engages with absolute precision and available as a customizable one, two, three or four position lock. Built for the eMaxx™ series, iLock is made out of RollIX™ material and is moisture friendly, resistant to most chemicals, solvents, gases, acids, and steam.

CUSTOM MANUFACTURED

CASTERS & WHEELS

algood.com

GATE SPRING LOADED



Custom heavy duty Gate Spring Loaded created for extremely heavy metal gate. Gate housing is structurally reinforced to tolerate abusive and demanding application.

These unique casters are mounted on a door or gate and deflect to meet uneven surfaces while maintaining the integrity of the door. With a wide deflection range and capacity to 500 lbs, the GSL can meet varied conditions. In stainless steel it is ideal for bacteria free environments, rust resistant, moisture friendly and virtually maintenance free.

GATE SPRING LOADED STAINLESS STEEL



20,000 LBS BMF



This swivel caster with 2-position lock and dual Presson rubber wheels is designed to move extreme loads effortlessly. All dimensions custom engineered upon request.

This uniquely designed 10"x4" heavy duty Kingpinfree caster was created to be easily mounted & demounted on 8"x10" I-Beams. For complete maneuverability, a steering bar is welded on one side of the leg.

10" X 4" CYCLONE




CYCLONE DUAL CASTER 18,000 LBS CAPACITY



The Cyclone series is a rugged Kingpinfree design that accommodates wheels from 6" to 18" in diameter, with single, dual or other configurations. Comes with a wide variety of top plates. Special overall heights, Universal Wheel Brakes and four position swivel lock options are available. Comes with a resilient black matte powder coating.

This high-precision, engineered caster was manufactured with four 6" X 2 1/2" Envirothane™ wheels and precision bearings to enable a smooth and even ride for the most sensitive applications. Each wheel correctly deflects and/or cautiously supports with a heavy-duty die spring. It is equipped with a 4PSL and the UWB locks all 4 wheels simultaneously.

QUAD MONSOON SPRING LOADED



16" PNEUMATIC



Designed to move large loads across flat roofs while preventing damage to the roof's membrane. May be used on soft surfaces.

This Kingpinfree caster is spring loaded and built to accommodate 5,000 lbs. The deflection prevents vibration from traveling to the mobile unit, protecting vital product during transport. High temperature wheels are ideal for heat-intense applications. Four-position swivel lock converts swivel to rigid caster.

DUAL MONSOON SPRING LOADED



CUSTOM MANUFACTURED

CASTERS & WHEELS

8" DUAL PNEUMATIC



Algood's 8" Dual Pneumatic caster with a 3" diameter X 12" long pipe is uniquely designed to move scaffolds and platforms on uneven floor surfaces.

This caster has an extra high safety factor for maximum accident prevention. High quality dual locking system that engages wheel tread and swivel section. Comes with a wide variety of wheels.

SCAFFOLD CASTER 800 LBS CAPACITY



HOG™



The HOG™ has a uniquely patented design that offers the visual beauty and total functionality expected in a high quality caster. With a 900 lb. capacity, it is available as a swivel with Universal Wheel Brake and exceptional positive lock. A variety of top plates and stems are available. All 6"X2" wheels can be accommodated.

With a spring loaded option, the HOG™ has a capacity of 1750 lbs. Along with its bright chrome finish and distinctive hub cap design, the HOG™ is ideal for store fixtures, display cases and custom applications.

HOG™ SPRING LOADED



ACME THREADS



These stem threads provide accurate overall height and a secure hold. With the convenience of being used with a power screw, they are strong and durable.

This 10" x 2-1/2" Kingpinfree Typhoon caster is designed to travel in the lead position and steer enabling the caster to be pulled at the front of the unit. Capacity is 950lbs.

STEERING CASTER



TORNADO HEAD



This heavy capacity, low profile caster is ideal for rack moving equipment. It has been uniquely engineered with a 3"X3" steel wheel, a 1"-8x4" treaded stem and a 2500 lb. capacity.

6X2 PNEUMATIC MAXX™



This 6"X2" pneumatic wheel fits in the Maxx™, EMaxx™ and 7000 series. The pneumatic cushion is excellent for applications where floor and equipment protection are vital. Quiet ride and ease of rolling are provided by air pressure. Excellent for delicate materials and uneven rough floor surfaces.

CUSTOM MANUFACTURED CASTERS & WHEELS

EMAXX™ w/OFFSET PLATE



Designed to provide greater offset allow acceptable clearance from the bottom of any manufactured unit or cart. Plates are offset to the furthest possible point.

SWIVEL PLATES



Heavy duty rotating plates are ideal for turntables, wagons or any application that requires two surfaces to rotate on a strong base. Full 360° rotation in a lubricated raceway. Available with various bolt hole sizes/positions. Capacity up to 3500 lbs.

JACKING CASTER



This unique caster product is mounted vertically to the unit and is effortlessly elevated by manual crank to the desired position. Custom designed to accommodate any weight capacity and application. Customized mounting bracket available.

RIMS



Algood was the first caster company to ever introduce hub caps. We offer a variety of customized rims on 2" treaded casters. All of these wheels are manufactured with Algood's RollX™ material.

BALL TRANSFERS



Omni-directional swiveling action allows for ease of movement in a variety of applications. Available in nylon and stainless steel.

HAND TRUCK



Light weight aluminum frame balanced to assure easier wheel. Quick kick release converts in seconds from two wheel hand truck to four wheel platform truck.

LL SERIES



This die-cast, aluminum leveling caster allows for moving heavy equipment and keeping it perfectly level. Once the equipment is in place, there is an adjustment knob in the back that is turned which brings down the foot or pad, lifting the wheel off the ground to prevent rolling. The foot is raised until the unit is level. Comes with a attractive powder coated ivory finish.

AIR FORCE CASTER



A uniquely designed and engineered caster featuring special overall height with a 6"X2" Envirothane™ wheel and thread guards. Two specially placed 4 position swivel locks, lock the swivel and the plate in position in a cargo container for transferring of sensitive components and material.

CUSTOM MANUFACTURED

CASTERS & WHEELS

algood.com

LIGHT-DUTY SPRING LOADED



Specifically designed for equipment that must be protected from shock and vibration while achieving noise reduction. The design gives vertical deflection in response to a light load. This caster will provide a smooth ride if dropped or subjected to a sudden impact and will not suddenly bottom out. Algood's Spring Loaded Indicator is included, enabling user to estimate weight load on product.

TUBE CASTER



Originally designed to be mounted on a table leg to accommodate tubing. Four position swivel lock converts swivel caster to rigid by engaging plunger. A Lock™ is engaged to lock wheel.

WIZARD CASTERS



The Wizard series is exclusively developed out of reinforced thermoplastic nylon material. The Wizard is extremely ergonomically efficient. The ALTech wheel is non-marking, secured to the polyolefin core and is ideal for bacteria free environments. The ALTech has a precision ball bearing that allows the to roll effortlessly.

SIDE-MOUNT LADDER CASTER



Our 1900 series offers two models of the Ladder Spring Loaded casters. Available in a left or right sided version, these casters are excellent for inside/outside use, especially where rolling surface is uneven. This side mountable caster is excellent as a gate caster. Excellent for low clearance requirements. This unit has a low 8.1" overall height.

RETRACTABLE CASTER



Retractable caster designed to move stationary merchandise at a push of a foot. By engaging the foot pedal, the unit rises off the permanent unit feet to ride on the casters. Excellent for kiosks and display tables.

THEATRICAL TRYKE™



Provides smooth, uninterrupted swivel with three casters mounted to a triangular top plate. Minimal force is required to maneuver from the lead to the trail position and more weight can be moved with less effort. Fully customizable with a variety of casters and wheels and capacity of up to 20,000 lbs. Ideal for film and theatre sets.

SQUARE CUP STEM



This 1-1/2" x 1 1/2" I.D. square cup stem is available in our 5000 & 5300 series. The stem comes pre-drilled on 3 sides to accept wood or metal legs.

J CASTER



This creatively designed 65mm nylon caster is available with all stems & fastenings, including translucent wheels. Pedal wheel lock is available. Custom colours available upon request. Capacity is 125lbs.

CUSTOM MANUFACTURED

CASTERS & WHEELS

algood.com

ICE™ WHEELS



Cool ICE™ wheels are manufactured with a polyolefin core and polyurethane tread in a variety of vibrant colours. ICE™ wheels fit in a variety of series and come standard with precision ball bearings. Available in 2", 2 -1/2" and 3" diameters, with capacity of up to 90lbs.

DUAL 5000 SERIES



Dual ICE™ wheels are inserted in the 5000 series caster to enhance capacity and provide a dynamic visual effect.

CASTERBOOT



The Casterboot™ is a revolutionary system created to save time and money. It converts virtually any table from rolling to stationary in seconds. The Casterboot is designed to simply work as a boot. Slip it on and turn the knob. It's that easy! No more complex installations and broken parts. Many sizes available.

CORELESS TWIN WHEEL



65mm nylon twin wheels with polyurethane tread specially designed with a unique configuration. The wheel rotates on small ball bearings in the hub. A variety of stems, plates & colours are available upon request. Capacity is 125lbs.

B06D PLATE



This custom designed plate was engineered to protect a heavy unit so that point load is not transferred directly onto the unit. It's unique embossed plate design, allows for shock distribution. This progressive plate is very competitively priced, while preventing application failures.

ADJUSTABLE HEIGHT CASTER




Designed to accommodate uneven floors and various overall heights where accurate and on site leveling are critical. This caster evolves from our swivel 2003 series with 5/8" bolt hole, 3/4-10 x 5 threaded stem securely locks the swivel and the brake.

EGOOL™



Egool™ is ideal for store fixtures as well as institutional and food service equipment. Egool™ is available in a standard silver finish, with a 67mm diameter Polyolefin wheel and a 43Sx7/8 friction stem. It is available in swivel only, no brake. Capacity is 75lbs.

MINI MAXX™ KEYCHAIN



Algood's stainless steel keychain caster is an excellent promotional gift. This miniature replica of our Maxx™ series has an overall height of 7/8" with a ball bearing swivel square plate. An authentic Envirothane™ wheel measures 3/4" diameter x 1/4" tread width. Excellent for prototypes.



THEATRICAL TRYKE™ SERIES

2,700 LBS

THEATRICAL TRYKE™



EXCELLENT FOR:

- Hospital supply industry
- Film and entertainment industry
- Research and development labs
- Specialized store fixtures
- Test facilities
- Staging equipment
- Ergonomical requirements

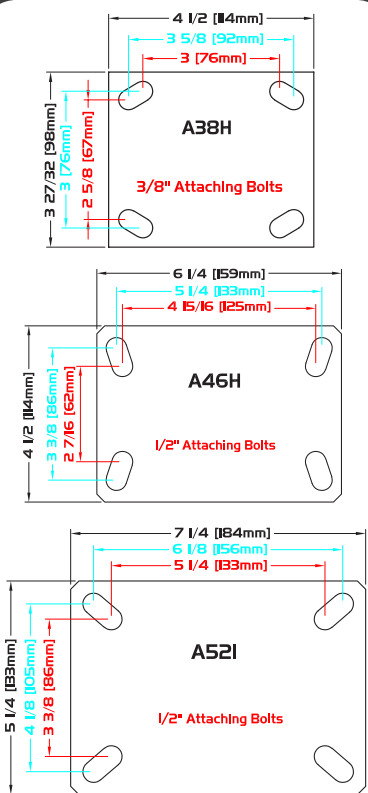
WHEEL

CASTER

PART NUMBER

Diameter	Tread Width	Capacity Lbs.	Dimension "A"	Swivel Radius	Overall Height	Head Type	Standard Top Plate	Swivel	Caster Weight (lbs)
1900 Series - see pages 45-47									
2" Dual Wheel	7/8"	up to 750	7 5/8"	6 3/4"	4 3/8"	Thrust Bearing	A38H	STC-3XS1923-D80Z-WHEEL TYPE	Caster X 3 + 5.00
		up to 750	7 5/8"	6 3/4"	4 7/16"	Twister	A46H	STC-3XS1923-D81Z-WHEEL TYPE	Caster X 3 + 10.00
		up to 750	7 5/8"	6 3/4"	4 23/32"	Typhoon	A52I	STC-3XS1923-D82Z-WHEEL TYPE	Caster X 3 + 14.00
3"	1 1/4"	up to 750	7 5/8"	7 1/16"	5 5/16"	Thrust Bearing	A38H	STC-3XS1933-D80Z-WHEEL TYPE	Caster X 3 + 5.00
		up to 750	7 5/8"	7 1/16"	5 3/8"	Twister	A46H	STC-3XS1933-D81Z-WHEEL TYPE	Caster X 3 + 10.00
		up to 750	7 5/8"	7 1/16"	5 21/32"	Typhoon	A52I	STC-3XS1933-D82Z-WHEEL TYPE	Caster X 3 + 14.00
4"	1 1/4"	up to 750	7 5/8"	7 9/16"	6 3/8"	Thrust Bearing	A38H	STC-3XS1943-D80Z-WHEEL TYPE	Caster X 3 + 5.00
		up to 750	7 5/8"	7 9/16"	6 7/16"	Twister	A46H	STC-3XS1943-D81Z-WHEEL TYPE	Caster X 3 + 10.00
		up to 750	7 5/8"	7 9/16"	6 23/32"	Typhoon	A52I	STC-3XS1943-D82Z-WHEEL TYPE	Caster X 3 + 14.00
5"	1 1/4"	up to 750	7 5/8"	8"	7 1/4"	Thrust Bearing	A38H	STC-3XS1953-D80Z-WHEEL TYPE	Caster X 3 + 5.00
		up to 750	7 5/8"	8"	7 5/16"	Twister	A46H	STC-3XS1953-D81Z-WHEEL TYPE	Caster X 3 + 10.00
		up to 750	7 5/8"	8"	7 19/32"	Typhoon	A52I	STC-3XS1953-D82Z-WHEEL TYPE	Caster X 3 + 14.00
5400 Series - see pages 69-70									
2 5/8"	1 1/2"	up to 1,200	7 5/8"	7"	4 7/8"	Thrust Bearing	A38H	STC-3XS54263-D80Z-WHEEL TYPE	Caster X 3 + 5.00
		up to 1,200	7 5/8"	7"	4 15/16"	Twister	A46H	STC-3XS54263-D81Z-WHEEL TYPE	Caster X 3 + 10.00
		up to 1,200	7 5/8"	7"	5 7/32"	Typhoon	A52I	STC-3XS54263-D82Z-WHEEL TYPE	Caster X 3 + 14.00
3"	1 1/2"	up to 1,200	7 5/8"	7 5/16"	5 9/16"	Thrust Bearing	A38H	STC-3XS5433-D80Z-WHEEL TYPE	Caster X 3 + 5.00
		up to 1,650	7 5/8"	7 5/16"	5 5/8"	Twister	A46H	STC-3XS5433-D81Z-WHEEL TYPE	Caster X 3 + 10.00
		up to 1,650	7 5/8"	7 5/16"	5 29/32"	Typhoon	A52I	STC-3XS5433-D82Z-WHEEL TYPE	Caster X 3 + 14.00
4"	1 1/2"	up to 1,200	7 5/8"	7 3/4"	6 9/16"	Thrust Bearing	A38H	STC-3XS5443-D80Z-WHEEL TYPE	Caster X 3 + 5.00
		up to 1,650	7 5/8"	7 3/4"	6 5/8"	Twister	A46H	STC-3XS5443-D81Z-WHEEL TYPE	Caster X 3 + 10.00
		up to 1,650	7 5/8"	7 3/4"	6 29/32"	Typhoon	A52I	STC-3XS5443-D82Z-WHEEL TYPE	Caster X 3 + 14.00
5"	1 1/2"	up to 1,200	10 3/16"	10"	7 9/16"	Thrust Bearing	A38H	STC-3XS5453-D83Z-WHEEL TYPE	Caster X 3 + 6.00
		up to 1,650	10 3/16"	10"	7 5/8"	Twister	A46H	STC-3XS5453-D84Z-WHEEL TYPE	Caster X 3 + 14.00
		up to 1,650	10 3/16"	10"	7 29/32"	Typhoon	A52I	STC-3XS5453-D85Z-WHEEL TYPE	Caster X 3 + 20.00
6"	1 1/2"	up to 1,200	10 3/16"	10 3/8"	8 1/2"	Thrust Bearing	A38H	STC-3XS5463-D83Z-WHEEL TYPE	Caster X 3 + 6.00
		up to 1,650	10 3/16"	10 3/8"	8 9/16"	Twister	A46H	STC-3XS5463-D84Z-WHEEL TYPE	Caster X 3 + 14.00
		up to 1,650	10 3/16"	10 3/8"	8 27/32"	Typhoon	A52I	STC-3XS5463-D85Z-WHEEL TYPE	Caster X 3 + 20.00

PLATE DIAGRAMS

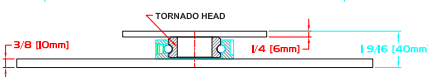
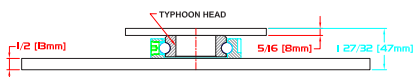
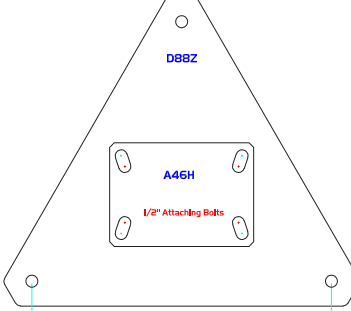
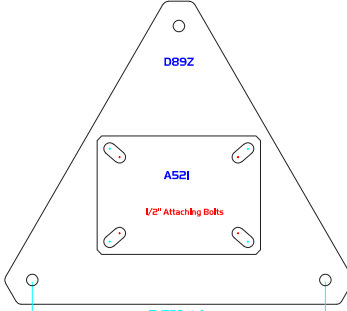
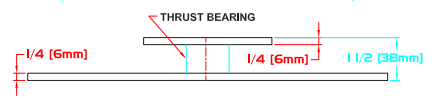
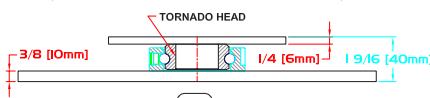
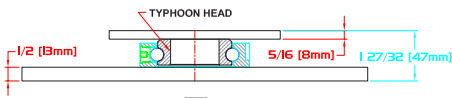
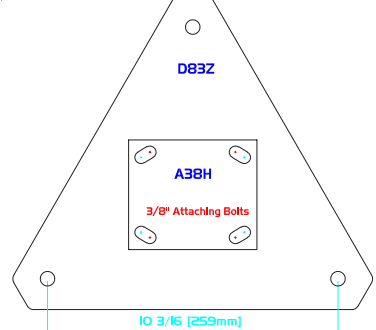
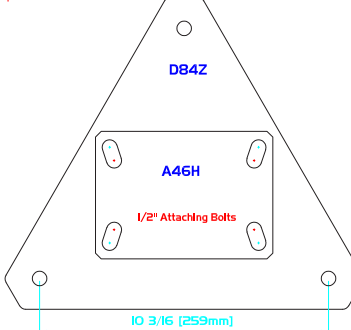
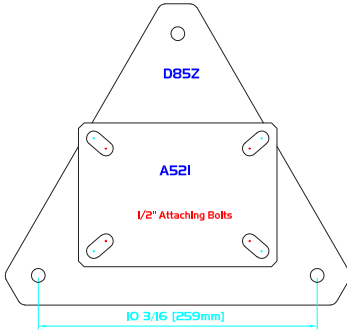
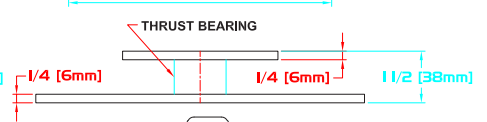
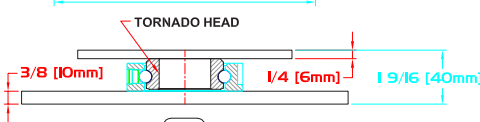
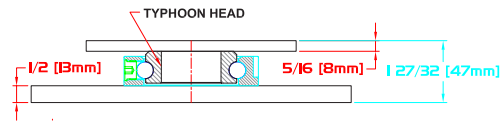
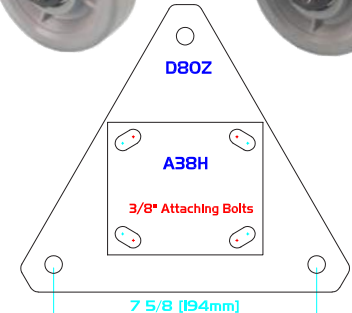
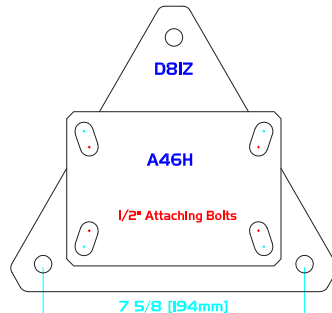
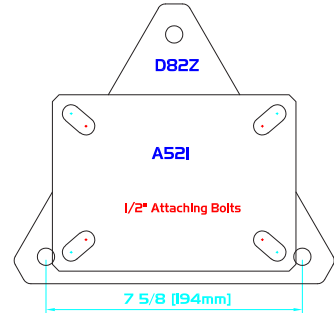
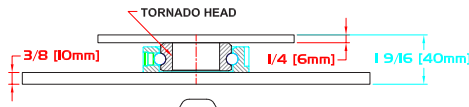
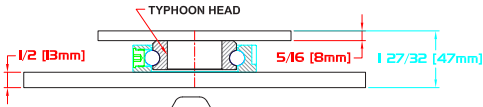
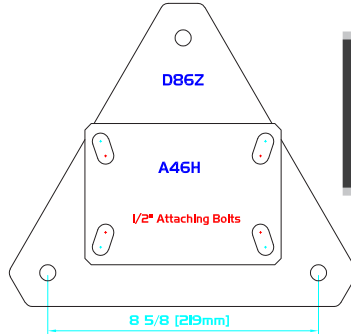
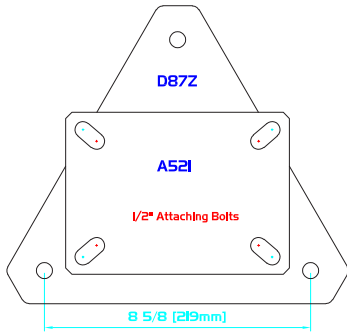


E6500 Series - see pages 75-78									
4"	2"	up to 1,200	8 5/8"	8 11/16"	7 3/16"	Twister	A46H	STC-3XS6543-D86Z-WHEEL TYPE	Caster X 3 + 12.00
		up to 2,700	8 5/8"	8 11/16"	7 15/32"	Typhoon	A52I	STC-3XS6543-D87Z-WHEEL TYPE	Caster X 3 + 16.80
5"	2"	up to 1,650	10 3/16"	10 3/16"	8 1/16"	Twister	A46H	STC-3XS6553-D84Z-WHEEL TYPE	Caster X 3 + 14.00
		up to 2,700	10 3/16"	10 3/16"	8 11/32"	Typhoon	A52I	STC-3XS6553-D85Z-WHEEL TYPE	Caster X 3 + 20.00
6"	2"	up to 1,650	13"	12 1/2"	9 1/16"	Twister	A46H	STC-3XS6563-D88Z-WHEEL TYPE	Caster X 3 + 18.50
		up to 2,700	13"	12 1/2"	9 11/32"	Typhoon	A52I	STC-3XS6563-D89Z-WHEEL TYPE	Caster X 3 + 26.00
8"	2"	up to 1,650	13"	13 1/2"	11 1/16"	Twister	A46H	STC-3XS6583-D88Z-WHEEL TYPE	Caster X 3 + 18.75
		up to 2,700	13"	13 1/2"	11 11/32"	Typhoon	A52I	STC-3XS6583-D89Z-WHEEL TYPE	Caster X 3 + 26.00



PLATE DIAGRAMS

THEATRICAL TRYKE™
SERIES PLATES





GSL525

95LBS

GATE SPRING LOADED 0800-0900-1000-1900 SERIES



GATE SPRING LOADED

TEMPERATURE: -45°F to 230°F
 COLOURS: Black/Grey
 DUROMETER: 45-65 (+/-) D scale

FINISH: Corrosion resistant bright zinc finish
 DESCRIPTION: New Gate Spring Loaded Bracket

CUSTOM SPRING LOADED PLATES



ENVIROTHANE™



ENVIROTHANE™
GREY



SOFT RUBBER

EXCELLENT FOR:

- Residential or industrial gates
- Sliding or rotating industrial doors
- Heavy duty panels
- Test facilities
- Low profile side mounted applications

FINISHES:

Inquiries on other finishes welcome

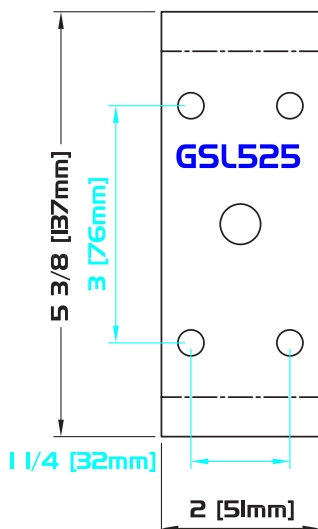
SPECIAL:

Works with any 437SX1 5/16" stem

WHEEL		CASTER				PART NUMBER		Caster Weight (lbs)
Diameter	Tread Width	Capacity Lbs.	Bracket Offset	Swivel Radius	Overall Height	Swivel		
			"BO"					
0800 Series - SEE PAGES 39-40								
2"	7/8"	0800 Series	2 1/2"	1 3/4"	2 9/16"	S0803-GSL525-WHEEL TYPE	Caster + 2.73	
3"	7/8"	0800 Series	2 1/2"	2 3/8"	3 9/16"	S0833-GSL525-WHEEL TYPE	Caster + 2.73	

PLATE DIAGRAMS

5/16" Attaching Bolts



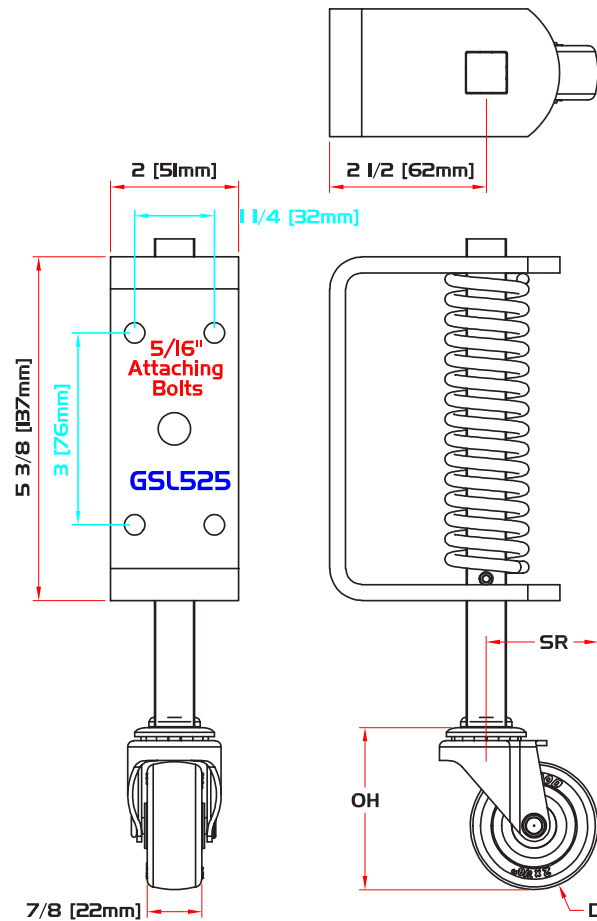
STANDARD PLATE: **GSL525**

DEFLECTION CHARACTERISTICS

STANDARD DEFLECTION CHARACTERISTICS: 0800 Series

STANDARD DEFLECTION CHARACTERISTICS: 0800

- Maximum Deflection: 1 3/4"
- Maximum Load Capacity: 95 Lbs.







GATE SPRING LOADED

2003 & E6500 SERIES

700 LBS

GATE SPRING LOADED

CUSTOM SPRING LOADED PLATES



EXCELLENT FOR:

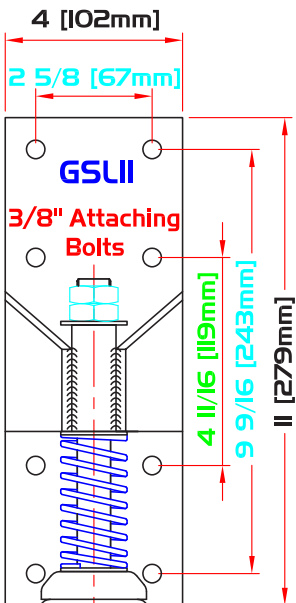
- Residential or industrial gates
- Sliding or rotating industrial doors
- Heavy duty panels
- Test facilities
- Low profile side mounted applications

FINISHES:

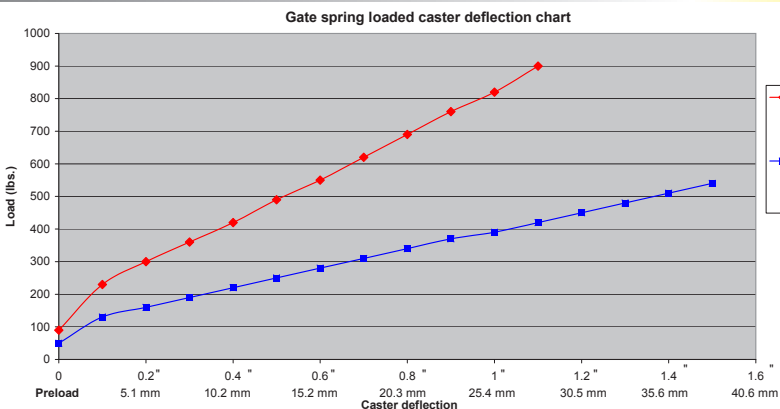
Inquiries on other finishes welcome

WHEEL		CASTER				PART NUMBER	
Diameter	Tread Width	Capacity Lbs.	Bracket Offset	Swivel Radius	Overall Height	Swivel	Caster Weight (lbs)
			"BO"				
2003 Series - SEE PAGES 51-53							
3"	1 1/4"	2003 Series	5 3/16"	2 3/4"	4 5/8"	S2033-GSL11-WHEEL TYPE	Caster + 6.75
4"	1 1/4"	2003 Series	5 3/16"	3 3/16"	5 1/2"	S2043-GSL11-WHEEL TYPE	Caster + 6.75
5"	1 1/4"	2003 Series	5 3/16"	3 5/8"	6 7/16"	S2053-GSL11-WHEEL TYPE	Caster + 6.75
E6500 Series - SEE PAGES 75-78							
4"	2"	up to 500 lbs max. 700 lbs max.	5 3/16" 5 3/16"	3 11/16" 3 11/16"	5 5/8" 5 5/8"	SE6543-GSL11-WHEEL TYPE-BEARING TYPE-TG SE6543-GSL11A-WHEEL TYPE-BEARING TYPE-TG	Caster + 6.25 Caster + 6.25
5"	2"	up to 500 lbs max. 700 lbs max.	5 3/16" 5 3/16"	4 5/16" 4 5/16"	6 1/2" 6 1/2"	SE6553-GSL11-WHEEL TYPE-BEARING TYPE-TG SE6553-GSL11A-WHEEL TYPE-BEARING TYPE-TG	Caster + 6.25 Caster + 6.25
6"	2"	up to 500 lbs max. 700 lbs max.	5 3/16" 5 3/16"	5" 5"	7 1/2" 7 1/2"	SE6563-GSL11-WHEEL TYPE-BEARING TYPE-TG SE6563-GSL11A-WHEEL TYPE-BEARING TYPE-TG	Caster + 6.25 Caster + 6.25
8"	2"	up to 500 lbs max. 700 lbs max.	6 1/2" 6 1/2"	6" 6"	9 1/2" 9 1/2"	SE6583-GSL11-WHEEL TYPE-BEARING TYPE-TG SE6583-GSL11A-WHEEL TYPE-BEARING TYPE-TG	Caster + 7.00 Caster + 7.00

PLATE DIAGRAMS



STANDARD PLATE: GSL11



Maximum deflection @ 700 lbs for GSL11A spring is : 0.8 Inch (20.3 mm)
Maximum deflection @ 500 lbs for GSL11 spring is : 1.35 Inch (34.3 mm)

GATE SPRING LOADED

2003 & E6500 SERIES

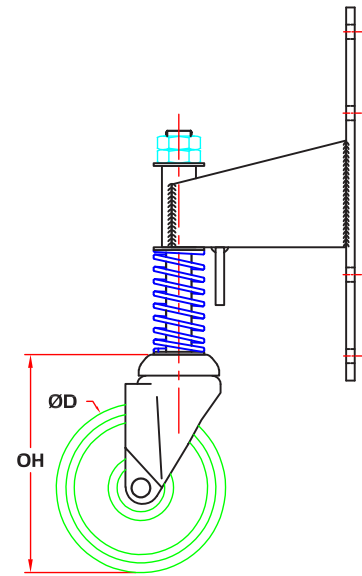
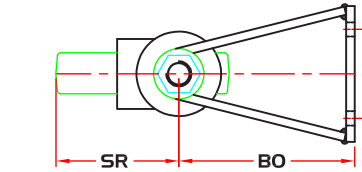
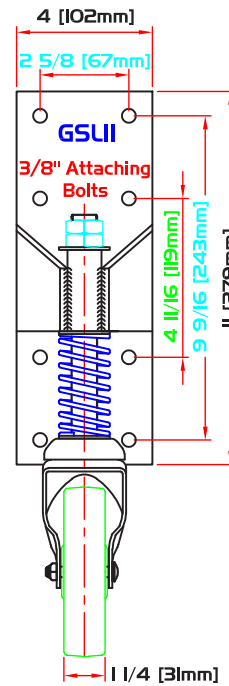
DEFLECTION CHARACTERISTICS

STANDARD DEFLECTION CHARACTERISTICS:
STANDARD DEFLECTION CHARACTERISTICS:

2003 Series
E6500 Series

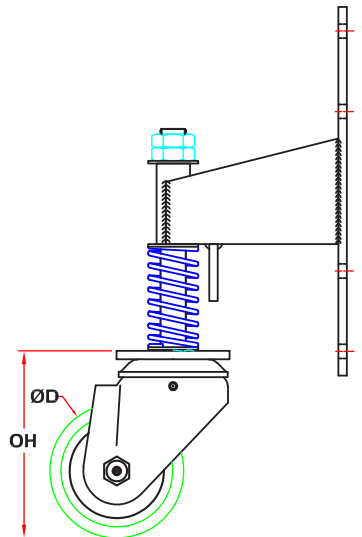
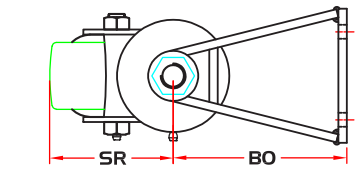
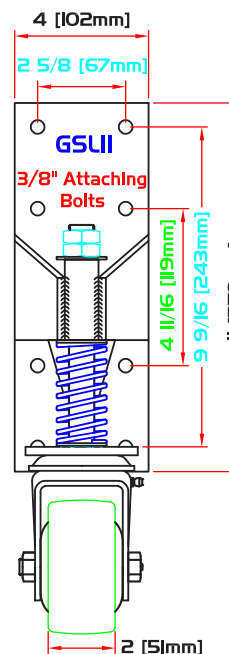
STANDARD DEFLECTION CHARACTERISTICS: 2003

- Deflection Begins: 180 Lbs.
- Deflection At Capacity (300 Lbs.) 5/16"
- Deflection Characteristics Can Be Customized To Any Requirements Up To 300 Lbs.



STANDARD DEFLECTION CHARACTERISTICS: E6500

- Deflection Begins: 180 Lbs.
- Maximum Deflection: 7/8" At 500 Lbs.
- Deflection Characteristics Can Be Customized To Any Requirements Up To 1,100 Lbs.





0100/0200 SERIES

75LBS

FEATURES

KINGPIN: 5/16" rivet, 1/4" rivet (for 0203)
BUSHING: Plain, Nylon
AXLE&NUT: 1/4" (for 0123 and 0153), 3/16" (for 0163), 1/8" (for 0203)

FINISH: Corrosion resistant bright zinc finish
LEG SPACING: 1 7/8" (for 0123), 1" (for 0153), 13/16" (for 0163), 37/64" (for 0203)



EXCELLENT FOR:

- Bed frames
- Cribs
- Television & stereo stands
- Light duty furniture

OPTIONS:

SLB Side Lock Brake (0123 and 0153 only)

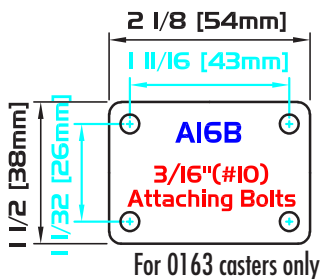
FINISHES:

Inquiries on other finishes welcome

WHEEL		CASTER				PART NUMBER		
Diameter	Tread Width	Capacity Lbs.	Bearing Type	Swivel Radius	Overall Height	Wheel Type	Swivel	Caster Weight (lbs)
2" Dual Wheel	7/8"	75	Plain	1 1/4"	2 3/8"	Polyolefin	0123-375-PO	0.33
		75	Plain			Polyolefin	0123-375L-PO	0.33
		75	Plain			Polyolefin	0123-375SX1-PO	0.33
		75	Plain			Polyolefin	0123-437SX1-PO	0.33
		75	Plain			Polyolefin	0123-437SX1 5/16-PO	0.35
2"	7/8"	75	Steel	1 5/8"	2 1/4"	Conductive Soft Rubber	0153-***-CSR	0.31
		75	Plain			Polyolefin	0153-***-PO	0.25
		75	Plain			ProTech™ Flat	0153-***-PROF	0.26
		75	Steel			Soft Rubber	0153-***-SR	0.31
		75	Steel			Soft Rubber Grey	0153-***-SRG	0.31
		75	Nylon			Envirothane™	0153-***-U	0.31
		75	Nylon			Envirothane™ Grey	0153-***-UG	0.31
		75	Nylon			Envirothane™ Tapered	0153-***-UT	0.28
1 5/8"	11/16"	30	Plain	1 1/4"	2"	Polyolefin	0163-375-PO	0.11
		30	Plain			Polyolefin	0163-375L-PO	0.13
		30	Plain			Polyolefin	0163-437SX1-PO	0.15
		30	Plain			Polyolefin	0163-437SX1 5/16-PO	0.14
		30	Plain			Polyolefin	S0163-A16B-PO	0.20
		30	Plain			Polyolefin	R0163-A16B-PO	0.14
2"	15/32"	25	Plain	1 1/2"	2 1/8"	Polyolefin	0203-375-PO	0.10
		25	Plain			Polyolefin Clear	0203-375-POC	0.10
		25	Plain			Polyolefin White	0203-375-POW	0.10

* Caster weight for 0153 casters based on 437SX1 5/16 stem

PLATE DIAGRAMS



STANDARD PLATE: **A16B**

Plate Thickness: 1/16"

STEMS

ROUND STEMS

***	DIAMETER	LENGTH	TYPE
375	5/16"	1 9/16"	Grip Neck
375L	3/8"	1 5/8"	Grip Neck
375SX1	3/8"	1"	Friction Ring
437SX1	7/16"	1"	Friction Ring
437SX1 5/16	7/16"	1 5/16"	Friction Ring





0300 SERIES

125LBS



FEATURES

FINISH: SPECIAL:

Black
Twin wheel casters are manufactured with the highest quality nylon material. Twin wheel casters are BIFMA approved. BIFMA approved designs must be specified when ordering.

NOTE:

Many different base style casters available with a variety of size collars and wheel diameters. Inquiries are welcome.

EXCELLENT FOR:

- Office furniture
- Chairs
- Television & stereo stands
- BIFMA approved

OPTIONS:

- B Brake (03T4 Series and 03U4)
- 03U4 Unhooded models by special order

FINISHES:

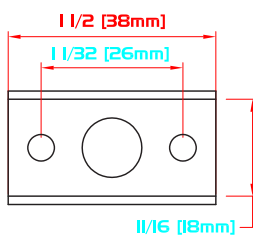
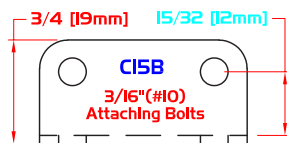
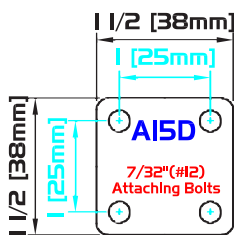
- 03T2 Chrome
- 03T4 Black
- 03T6 Beige
- 03T7 Grey
- 03T8 Brown
- 03TW White

Inquiries on other finishes welcome

WHEEL		CASTER			PART NUMBER	
Diameter	Capacity Lbs.	Swivel Radius	Overall Height	Wheel Type	Swivel	Caster Weight (lbs)
1 1/2" (40mm)	65	1 1/2"	2"	Extra Strength Nylon - Regular Style	03T4-040-***	0.17
2" (50mm)	75	2"	2 5/8"	Extra Strength Nylon - Base Style	03J4-38/50-***	0.20
	75			Extra Strength Nylon - Base Style	03J4-45/50-***	0.25
	75			Extra Strength Nylon - Regular Style	03T4-050-***	0.21
	75			Nylon (Chrome Hood) - Regular Style	03T2-050-***	0.22
2 3/8" (60mm)	125	2 1/4"	2 7/8"	Extra Strength Nylon - Regular Style	03T4-060-***	0.32

* Caster weight based on 437SX1 5/16 stem

PLATE DIAGRAMS



STANDARD PLATE: **A15D**

Plate Thickness: 3/32"

STEMS

ROUND STEMS

***	DIAMETER	LENGTH	TYPE
375SX1	3/8"	1"	Friction Ring
375	5/16"	1 9/16"	Grip Neck
437SX7/8	7/16"	7/8"	Friction Ring
437SX1 5/16	7/16"	1 5/16"	Friction Ring



THREADED STEMS HEX NUT

***	DIAMETER	LENGTH	TYPE
1/4-20X3/4HN	1/4"	3/4"	NC
1/4-20X1HN	1/4"	1"	NC
5/16-18X1/2HN	5/16"	1/2"	NC
5/16-18X3/4HN	5/16"	3/4"	NC
5/16-18X1HN	5/16"	1"	NC
5/16-18X1 1/2HN	5/16"	1 1/2"	NC
3/8-16X3/4HN	3/8"	3/4"	NC
3/8-16X1HN	3/8"	1"	NC





0600 SERIES

75LBS

FEATURES

KINGPIN: 5/16" rivet
RACEWAY: 3/16" diameter single race; hardened steel load bearings
BUSHING: Nylon
AXLE&NUT: 1/4" riveted axle
FINISH: Bright chrome

HARDENED: Washers
SPECIAL: Only the highest quality of bright cold rolled steel is used. 602 & 652 Series are BIFMA approved. For BIFMA approved casters, please specify.
LEG SPACING: 0602 - 1 3/4", 0652 - 2", 0672 - 2"



EXCELLENT FOR:

- Office furniture
- Institutional equipment
- Hospital environment



ENVIROTHANE™



ENVIROTHANE™ GREY



POLYOLEFIN

OPTIONS:

- SLB Side Locking Brake
 (for S0652 and S0672 only)
 HT Heat Treated Yoke
 (for S0652 and S0672 only)

FINISHES:

- 6?A Antique
 6?N Nickel
 6?1 Brass
 6?2 Chrome
 6?4 Black
 Inquiries on other finishes welcome

WHEEL		CASTER			PART NUMBER			Caster Weight (lbs)
Diameter	Capacity Lbs.	Bearing Type	Swivel Radius	Overall Height	Wheel Type	Swivel		
1 3/4"	75	Ball	1 13/16"	2 1/2"	Polyolefin	S0602-***-PO	0.44	
	75	Ball			Envirothane™	S0602-***-U	0.44	
	75	Ball			Envirothane™ Grey	S0602-***-UG	0.44	
2"	75	Ball	1 7/8"	2 3/4"	Polyolefin	S0652-***-PO	0.46	
	75	Ball			Envirothane™	S0652-***-U	0.51	
	75	Ball			Envirothane™ Grey	S0652-***-UG	0.51	
2"	75	Ball	1 7/8"	2 3/4"	Polyolefin	S0672-***-PO	0.43	
	75	Ball			Envirothane™	S0672-***-U	0.48	
	75	Ball			Envirothane™ Grey	S0672-***-UG	0.48	

Caster weight based on Standard Plate

SPECIAL:

Urethane wheels are hard enough for carpeted floors and soft enough for tiled floors


BIFMA approved (for S0602 & S0652 only)

PLATE DIAGRAMS

STANDARD PLATE:

A12D

Plate Thickness: 3/32"



THREADED STEMS HEX WASHER

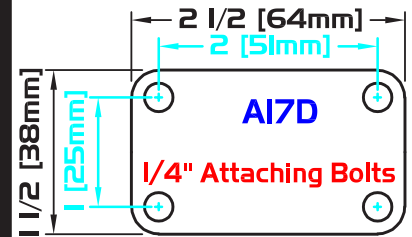
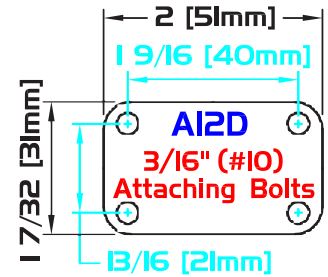
***	DIAMETER	LENGTH	TYPE
5/16-18X13/16HW	5/16"	13/16"	NC
5/16-18X1HW	5/16"	1"	NC
3/8-16X1/2HW	3/8"	1/2"	NC
3/8-16X3/4HW	3/8"	3/4"	NC
3/8-16X1HW	3/8"	1"	NC
3/8-16X1 1/2HW	3/8"	1 1/2"	NC

THREADED STEMS HEX NUT

***	DIAMETER	LENGTH	TYPE
5/16-18X3/4HN	5/16"	3/4"	NC
5/16-18X1HN	5/16"	1"	NC
3/8-16X5/8HN	3/8"	5/8"	NC
3/8-16X1HN	3/8"	1"	NC
3/8-16X1 1/2HN	3/8"	1 1/2"	NC

ROUND STEMS

***	DIAMETER	LENGTH	TYPE
375SX1	3/8"	1"	Friction Ring
375	5/16"	1 9/16"	Grip Neck
437X1 7/8	7/16"	1 7/8"	Plain
437SX1	7/16"	1"	Friction Ring
437SX1 5/16	7/16"	1 5/16"	Friction Ring
437SX1 7/8	7/16"	1 7/8"	Friction Ring





0700 SERIES

75LBS



FEATURES

KINGPIN: 5/16" rivet
RACEWAY: 3/16" diameter over and under race; hardened steel load bearings
BUSHING: Nylon, steel or ball bearings
AXLE&NUT: 1/4" riveted axle

FINISH: Bright chrome finish
HARDENED: Washer
SPECIAL: Wide selection of specialty stems and plates
LEG SPACING: 1"



EXCELLENT FOR:

- Office furniture
- Institutional equipment
- Hospital environment

OPTIONS:

- AN Axle and Nut
 BB Ball Bearings (Envirothane™ Tapered Wheel Only)
 C Raceway Seal (not avail. w/ HW)
 PB Precision Bearing (Ice Wheels Only)

FINISHES:

- 7?A Antique
 7?N Nickel
 7?1 Brass
 7?2 Chrome
 7?4 Black
 Inquiries on other finishes welcome

SPECIAL:

Urethane wheels are hard enough for carpeted floors and soft enough for tiled floors

BIFMA approved

WHEEL		CASTER				PART NUMBER		Caster Weight (lbs)
Diameter	Tread Width	Capacity Lbs.	Bearing Type	Swivel Radius	Overall Height	Wheel Type	Swivel	
2"	7/8"	75	Steel	2"	2 5/8"	Conductive Soft Rubber	S0702-***-CSR	0.43
		75	Plain			Polyolefin	S0702-***-PO	0.47
		75	Plain			ProTech™ Flat	S0702-***-PROF	0.37
		75	Nylon			Envirothane™	S0702-***-U	0.38
		75	Nylon			Envirothane™ Grey	S0702-***-UG	0.43
		75	Nylon			Envirothane™ Tapered	S0702-***-UT	0.43
		75	Ball			Envirothane™ Tapered	S0702-***-UT-BB	0.53
2"	7/8"	75	Steel	2 1/8"	2 15/16"	Conductive Soft Rubber	S0722-***-2CSR	0.44
		75	Precision			Ice	S0722-***-2ICE-PB	0.48
		75	Plain			Polyolefin	S0722-***-2PO	0.44
		75	Plain			ProTech™ Flat	S0722-***-2PROF	0.39
		75	Steel			Soft Rubber	S0722-***-2SR	0.44
		75	Steel			Soft Rubber Grey	S0722-***-2SRG	0.44
		75	Nylon			Envirothane™	S0722-***-2U	0.44
		75	Nylon			Envirothane™ Grey	S0722-***-2UG	0.44
		75	Nylon			Envirothane™ Tapered	S0722-***-2UT	0.41
		75	Ball			Envirothane™ Tapered	S0722-***-2UT-BB	0.54
2 1/2"	7/8"	75	Nylon	2 3/16"	3 3/16"	Conductive Soft Rubber	S0722-***-CSR	0.52
		75	Precision			Ice	S0722-***-ICE-PB	0.48
		75	Plain			Polyolefin	S0722-***-PO	0.43
		75	Plain			ProTech™ Flat	S0722-***-PROF	0.42
		75	Nylon			Soft Rubber	S0722-***-SR	0.52
		75	Nylon			Envirothane™	S0722-***-U	0.47
		75	Nylon			Envirothane™ Grey	S0722-***-UG	0.47
		75	Nylon			Envirothane™ Tapered	S0722-***-UT	0.48
75	Ball	Envirothane™ Tapered BB	S0722-***-UT-BB	0.59				

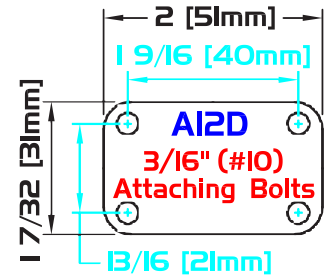

Caster weight based on Standard Plate

PLATE DIAGRAMS

STANDARD PLATE:

A12D

Plate Thickness: 3/32"



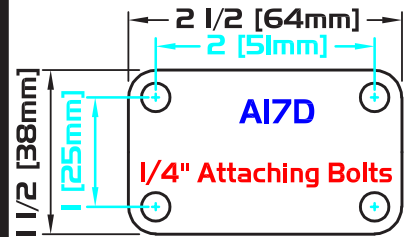
**THREADED STEMS
HEX WASHER**

***	DIAMETER	LENGTH	TYPE
5/16-18X13/16HW	5/16"	13/16"	NC
5/16-18X1HW	5/16"	1"	NC
3/8-16X1/2HW	3/8"	1/2"	NC
3/8-16X3/4HW	3/8"	3/4"	NC
3/8-16X1HW	3/8"	1"	NC
3/8-16X1 1/2HW	3/8"	1 1/2"	NC

ICE WHEEL COLOURS

+Actual colours may vary

COLOUR	PART NUMBER	SIZE AVAILABILITY	
CLEAR	ICE	2" * 2 5/16" * 3"	
BLUE	ICEB	2" * 2 5/16" * 3"	
BLACK	ICEBL	2"	
GREEN*	ICEG*	2"* * 2 5/16" * 3"	
ORANGE*	ICEO*	3"*	
PURPLE*	ICEP*	3"*	
PINK	ICEPI	3"	
RED*	ICER*	2" * 2 5/16"* * 3"	



**THREADED STEMS
HEX NUT**

***	DIAMETER	LENGTH	TYPE
5/16-18X3/4HN	5/16"	3/4"	NC
5/16-18X1HN	5/16"	1"	NC
3/8-16X5/8HN	3/8"	5/8"	NC
3/8-16X1HN	3/8"	1"	NC
3/8-16X1 1/2HN	3/8"	1 1/2"	NC

ROUND STEMS

***	DIAMETER	LENGTH	TYPE
375SX1	3/8"	1"	Friction Ring
375	5/16"	1 9/16"	Grip Neck
437X1 7/8	7/16"	1 7/8"	Plain
437SX1	7/16"	1"	Friction Ring
437SX1 5/16	7/16"	1 5/16"	Friction Ring
437SX1 7/8	7/16"	1 7/8"	Friction Ring

* Custom order run 2,500 pieces minimum. Call for availability



0800 SERIES

95LBS

FEATURES

KINGPIN: 5/16" rivet
RACEWAY: 3/16" diameter single race; hardened steel load bearings
BUSHING: Nylon, precision, steel or ball bearings
AXLE&NUT: 1/4" riveted axle

FINISH: Corrosion resistant bright zinc finish
HARDENED: Yoke and washers
SPECIAL: Wide selection of specialty stems and plates
LEG SPACING: 1"



EXCELLENT FOR:

- Office furniture
- Institutional equipment
- Hospital environment

OPTIONS:

- TLB Top Locking Brake (3" swivel only)
- SLB Side Locking Brake (SLB will not work with BB or PB)
- AN Axle and Nut
- C Raceway Seal (not avail. w/HW)
- BB Ball Bearings (2" and 2 1/2" Urethane Tapered Wheel Only)
- PB Precision Bearing (Ice Wheel Only)
- TG Thread Guards (2 1/2" and 3")

FINISHES:

- 08?A Antique
 - 08?N Nickel
 - 08?1 Brass
 - 08?2 Chrome
 - 08?4 Black
- Inquiries on other finishes welcome

WHEEL		CASTER				PART NUMBER				
Diameter	Tread Width	Capacity Lbs.	Bearing Type	Swivel Radius	Overall Height	Wheel Type	Swivel	Caster Weight (lbs)	Rigid	Caster Weight (lbs)
2"	7/8"	75	Plain	1 3/4"	2 5/8"	ProTech™ Flat	S0803-***-PROF	0.35	R0803-***-PROF	0.25
		80	Steel			Conductive Soft Rubber	S0803-***-CSR	0.41	R0803-***-CSR	0.30
		80	Precision			ICE™	S0803-***-ICE-PB	0.45	R0803-***-ICE-PB	0.35
		80	Steel			Soft Rubber	S0803-***-SR	0.41	R0803-***-SR	0.30
		80	Steel			Soft Rubber Grey	S0803-***-SRG	0.41	R0803-***-SRG	0.30
		95	Plain			Polyolefin	S0803-***-PO	0.34	R0803-***-PO	0.24
		95	Plain			Semi Steel	S0803-***-ST	0.79	R0803-***-ST	0.68
		95	Nylon			Envirothane™	S0803-***-U	0.41	R0803-***-U	0.30
		95	Nylon			Envirothane™ Grey	S0803-***-UG	0.41	R0803-***-UG	0.30
		95	Nylon			Envirothane™ Tapered	S0803-***-UT	0.38	R0803-***-UT	0.27
		95	Ball			Envirothane™ Tapered BB	S0803-***-UT-BB	0.51	R0803-***-UT-BB	0.40
		2 1/2"	7/8"			75	Plain	2 1/8"	3 3/16"	ProTech™ Flat
80	Nylon			Conductive Soft Rubber	S0823-***-CSR	0.51	R0823-***-CSR			0.41
80	Precision			ICE™	S0823-***-ICE-PB	0.47	R0823-***-ICE-PB			0.37
80	Nylon			Soft Rubber	S0823-***-SR	0.51	R0823-***-SR			0.41
95	Plain			Polyolefin	S0823-***-PO	0.51	R0823-***-PO			0.32
95	Nylon			Envirothane™	S0823-***-U	0.46	R0823-***-U			0.36
95	Nylon			Envirothane™ Grey	S0823-***-UG	0.46	R0823-***-UG			0.36
95	Nylon			Envirothane™ Tapered	S0823-***-UT	0.47	R0823-***-UT			0.37
95	Ball			Envirothane™ Tapered BB	S0823-***-UT-BB	0.58	R0823-***-UT-BB			0.48
3"	7/8"	75	Plain	2 3/8"	3 11/16"	ProTech™ Flat	S0833-***-PROF	0.48	R0833-***-PROF	0.36
		95	Steel			Conductive Soft Rubber	S0833-***-CSR	0.62	R0833-***-CSR	0.50
		95	Precision			ICE™	S0833-***-ICE-PB	0.59	R0833-***-ICE-PB	0.47
		95	Plain			Polyolefin	S0833-***-PO	0.48	R0833-***-PO	0.36
		95	Steel			Soft Rubber	S0833-***-SR	0.62	R0833-***-SR	0.50
		95	Steel			Soft Rubber Grey	S0833-***-SRG	0.62	R0833-***-SRG	0.50
		95	Nylon			Envirothane™	S0833-***-U	0.54	R0833-***-U	0.42
		95	Nylon			Envirothane™ Grey	S0833-***-UG	0.54	R0833-***-UG	0.42

* Caster weight based on Standard Plate

SPECIAL:


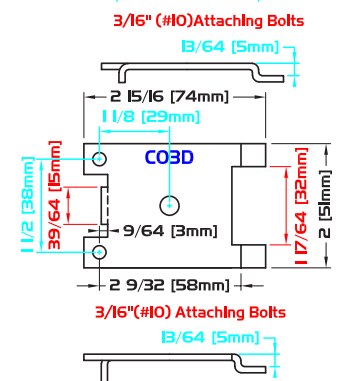
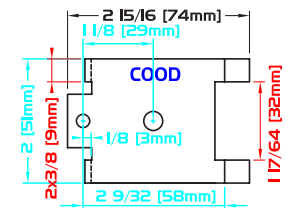
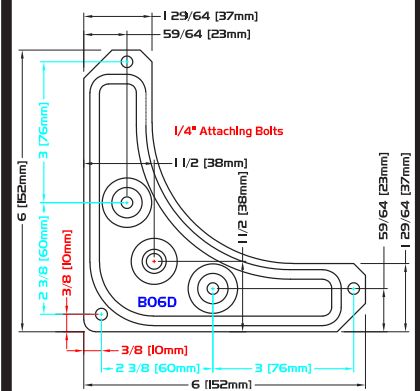
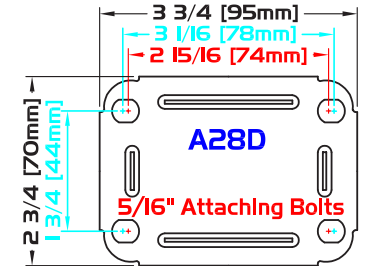
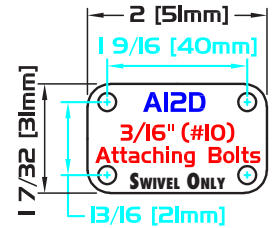
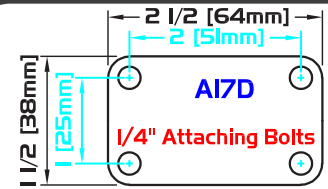
Urethane wheels are hard enough for carpeted floors and soft enough for tiled floors

BIFMA approved

STANDARD PLATE: A17D

Plate Thickness: 3/32"

PLATE DIAGRAMS



THREADED STEMS HEX WASHER

***	DIAMETER	LENGTH	TYPE
5/16-18X13/16HW	5/16"	13/16"	NC
5/16-18X1HW	5/16"	1"	NC
3/8-16X1/2HW	3/8"	1/2"	NC
3/8-16X3/4HW	3/8"	3/4"	NC
3/8-16X1HW	3/8"	1"	NC
3/8-16X1 1/2HW	3/8"	1 1/2"	NC

THREADED STEMS HEX NUT

***	DIAMETER	LENGTH	TYPE
5/16-18X3/4HN	5/16"	3/4"	NC
5/16-18X1HN	5/16"	1"	NC
3/8-16X5/8HN	3/8"	5/8"	NC
3/8-16X1HN	3/8"	1"	NC
3/8-16X1 1/2HN	3/8"	1 1/2"	NC

ICE WHEEL COLOURS

+Actual colours may vary

COLOUR	PART NUMBER	SIZE AVAILABILITY
CLEAR	ICE	2" * 2 5/16" * 3"
BLUE	ICEB	2" * 2 5/16" * 3"
BLACK	ICEBL	2"
GREEN*	ICEG*	2" * 2 5/16" * 3"
ORANGE*	ICEO*	3"
PURPLE*	ICEP*	3"
PINK	ICEPI	3"
RED*	ICER*	2" * 2 5/16" * 3"

ROUND STEMS

***	DIAMETER	LENGTH	TYPE
375SX1	3/8"	1"	Friction Ring
375	5/16"	1 9/16"	Grip Neck
437X1 7/8	7/16"	1 7/8"	Plain
437SX1	7/16"	1"	Friction Ring
437SX1 5/16	7/16"	1 5/16"	Friction Ring
437SX1 7/8	7/16"	1 7/8"	Friction Ring

* Custom order run 2,500 pieces minimum. Call for availability



0900 SERIES

125LBS



FEATURES

KINGPIN: 7/16" rivet
RACEWAY: 7/32" diameter upper and lower race; hardened steel load bearings
BUSHING: Nylon or steel
AXLE&NUT: 1/4" axle and lock nut
FINISH: Corrosion resistant bright zinc finish

HARDENED: Yoke and washers
SPECIAL: Most stems available for swivel and rigid casters. Upper and lower diameter race is equal for added performance and strength
LEG SPACING: 1"

EXCELLENT FOR:

- Institutional furniture
- Hospitals
- Food service equipment
- Tool boxes
- Store fixtures



OPTIONS:

- TLB Top Locking Brake (swivel only)
- SLB Side Locking Brake (SLB will not work with PB or TG)
- AR Riveted Axle
- CD Cross Drilled holes
- TG Thread Guards

FINISHES:

- 0932 Chrome
 - 0934 Black
 - 0935 Yellow Chromate
- Inquiries on other finishes welcome

WHEEL		CASTER				PART NUMBER				
Diameter	Tread Width	Capacity Lbs.	Bearing Type	Swivel Radius	Overall Height	Wheel Type	Swivel	Caster Weight (lbs)	Rigid	Caster Weight (lbs)
3"	7/8"	75	Plain	2 3/8"	3 7/8"	ProTech™ Flat	S0933-***-PROF	0.88	R0933-***-PROF	0.71
		100	Steel			Conductive Soft Rubber	S0933-***-CSR	1.02	R0933-***-CSR	0.85
		100	Precision			Ice	S0933-***-ICE-PB	1.00	R0933-***-ICE-PB	0.83
		100	Steel			Soft Rubber	S0933-***-SR	1.02	R0933-***-SR	0.85
		100	Steel			Soft Rubber Grey	S0933-***-SRG	1.02	R0933-***-SRG	0.85
		125	Plain			Polyolefin	S0933-***-PO	0.88	R0933-***-PO	0.72
		125	Nylon			Envirothane™	S0933-***-U	0.94	R0933-***-U	0.77
125	Nylon	Envirothane™ Grey	S0933-***-UG	0.94	R0933-***-UG	0.77				

* Caster weight based on Standard Plate

ICE WHEEL COLOURS +Actual colours may vary

COLOUR	PART NUMBER	SIZE AVAILABILITY	
CLEAR	ICE	2" * 2 5/16" * 3"	
BLUE	ICEB	2" * 2 5/16" * 3"	
BLACK	ICEBL	2"	
GREEN*	ICEG*	2"* * 2 5/16" * 3"	
ORANGE*	ICEO*	3"*	
PURPLE*	ICEP*	3"*	
PINK	ICEPI	3"	
RED*	ICER*	2" * 2 5/16"* * 3"	

* Custom order run 2,500 pieces minimum. Call for availability


PLATE DIAGRAMS

STANDARD PLATE: A28D

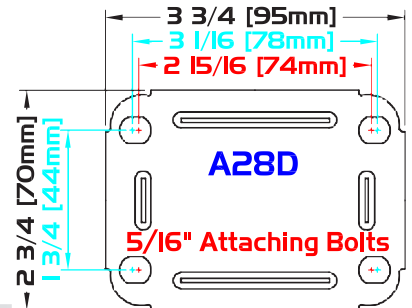
Plate Thickness: 3/32"



Threaded Stem HW



Threaded Stem HN



THREADED STEMS HEX WASHER


***	DIAMETER	LENGTH	TYPE
3/8-16X1HW	3/8"	1"	NC
1/2-13X1HW	1/2"	1"	NC
1/2-13X1 1/2HW	1/2"	1 1/2"	NC
1/2-13X2 1/4HW	1/2"	2 1/4"	NC

THREADED STEMS HEX NUT

***	DIAMETER	LENGTH	TYPE
1/2-13X1HN	1/2"	1"	NC
1/2-13X1 7/8HN	1/2"	1 7/8"	NC
1/2-13X3 1/2HN	1/2"	3 1/2"	NC

ROUND STEMS

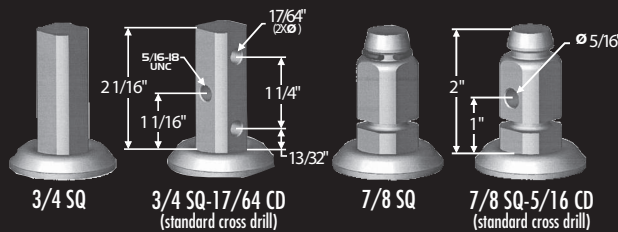
***	DIAMETER	LENGTH	TYPE
437X1 7/8	7/16"	1 7/8"	Plain
437SX1	7/16"	1"	Friction Ring
437SX1 5/16	7/16"	1 5/16"	Friction Ring
437SX1 7/8	7/16"	1 7/8"	Friction Ring
625S	5/8"	1 5/8"	Friction Ring
812S	13/16"	2"	Friction Ring
862S	.862"	2"	Friction Ring
875S	7/8"	2"	Friction Ring
995S	.995"	2 1/2"	Friction Ring
1.050S	1 3/64"	2 1/2"	Friction Ring



* Tapped holes upon request.
 ** Special CD hole locations upon request.
 *** Friction rings not applied with cross drill

SQUARE STEMS


***	DIAMETER	LENGTH
3/4SQ	3/4"	2"
7/8SQ	7/8"	2"



* Tapped holes upon request.
 ** Special CD hole locations upon request.
 *** Friction rings not applied with cross drill

SPECIAL STEMS

***	DIAMETER	LENGTH
3/4NPT	1"	3/4"
EXP	1 1/2"	3 1/2"



1000 SERIES

150 LBS



FEATURES

KINGPIN: 7/16" rivet
RACEWAY: 7/32" diameter upper race; 7/32" diameter lower race; hardened steel load bearings
BUSHING: Nylon, steel or ball bearing
AXLE&NUT: 5/16" axle and lock nut
FINISH: Corrosion resistant bright zinc

HARDENED: Yoke and washers
SPECIAL: Most stems available for swivel and rigid casters. Rigid TLB available. Upper and lower race diameter is equal for added performance and strength
LEG SPACING: 1 1/4" (standard), 1 7/16" (for 1 1/4" tread wheels)

EXCELLENT FOR:

- Institutional furniture
- Hospitals
- Food service equipment
- Tool boxes
- Store fixtures
- Audio & Visual Aid equipment



OPTIONS:

- TLB** Top Locking Brake (swivel and rigid) (for 1" tread wheels only)
- SLB** Side Locking Brake (swivel and rigid)
*SLB will not work with BB or TG
- AR** Riveted Axle
- BB** Sealed Ball Bearings (U and UG wheels only)
*BB will not work with 1 1/4" tread wheels
- CD** Cross Drilled holes
- TG** Thread Guards
- Z** Zerk Axle and Lock Nut

FINISHES:

- 10?2 Chrome
 - 10?4 Black
 - 10?5 Yellow Chromate
- Inquiries on other finishes welcome

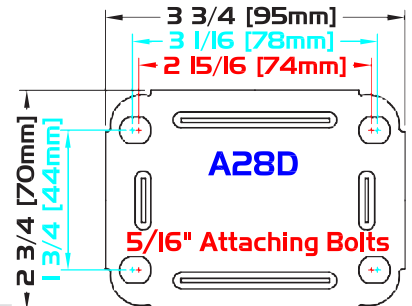
WHEEL		CASTER				PART NUMBER									
Diameter	Tread Width	Capacity Lbs.	Bearing Type	Swivel Radius	Overall Height	Wheel Type	Swivel	Caster Weight (lbs)	Rigid	Caster Weight (lbs)					
3"	1"	150	Nylon	2 9/16"	3 13/16"	Soft Rubber	S1033-***-SR	1.10	R1033-***-SR	0.86					
		150	Nylon			Envirothane™	S1033-***-U	1.06	R1033-***-U	0.82					
		150	Nylon			Envirothane™ Grey	S1033-***-UG	1.06	R1033-***-UG	0.82					
	1 1/4"	150	Steel	2 9/16"	3 13/16"	Hard Rubber	S1033-***-1 1/4HR	1.31	R1033-***-1 1/4HR	1.06					
			Steel			Hard Rubber Grey	S1033-***-1 1/4HRG	1.35	R1033-***-1 1/4HRG	1.10					
			Steel			High Temp Phenolic (475°)	S1033-***-1 1/4HTPH	1.29	R1033-***-1 1/4HTPH	1.04					
			Steel			Phenolic	S1033-***-1 1/4PH	1.18	R1033-***-1 1/4PH	0.93					
			Plain			Polyolefin	S1033-***-1 1/4PO	0.95	R1033-***-1 1/4PO	0.70					
			Nylon			ProTech™ Flat	S1033-***-1 1/4PROF	1.03	R1033-***-1 1/4PROF	0.78					
			Nylon			ProTech™ Flat Blue	S1033-***-1 1/4PROFB	1.03	R1033-***-1 1/4PROFB	0.78					
			Steel			Soft Rubber	S1033-***-1 1/4SR	1.23	R1033-***-1 1/4SR	0.98					
			Steel			Soft Rubber Grey	S1033-***-1 1/4SRG	1.23	R1033-***-1 1/4SRG	0.98					
Nylon	Envirothane™	S1033-***-1 1/4U	1.12	R1033-***-1 1/4U	0.87										
Nylon	Envirothane™ Grey	S1033-***-1 1/4UG	1.12	R1033-***-1 1/4UG	0.87										
4"	1"	150	Plain	3 3/16"	4 13/16"	Polyolefin	S1043-***-PO	1.06	R1043-***-PO	0.83					
		150	Nylon			Soft Rubber	S1043-***-SR	1.55	R1043-***-SR	1.32					
		150	Steel			Soft Rubber Grey	S1043-***-SRG	1.61	R1043-***-SRG	1.39					
		150	Nylon			Envirothane™	S1043-***-U	1.30	R1043-***-U	1.08					
		150	Nylon			Envirothane™ Grey	S1043-***-UG	1.30	R1043-***-UG	1.08					
	1 1/4"	150	Steel	3 3/16"	4 13/16"	Hard Rubber	S1043-***-1 1/4HR	1.72	R1043-***-1 1/4HR	1.50					
			Steel			Hard Rubber Grey	S1043-***-1 1/4HRG	1.79	R1043-***-1 1/4HRG	1.57					
			Steel			High Temp Phenolic (475°)	S1043-***-1 1/4HTPH	1.80	R1043-***-1 1/4HTPH	1.58					
			Steel			Phenolic	S1043-***-1 1/4PH	1.59	R1043-***-1 1/4PH	1.37					
			Nylon			ProTech™ Flat	S1043-***-1 1/4PROF	1.26	R1043-***-1 1/4PROF	1.03					
			Nylon			ProTech™ Flat Blue	S1043-***-1 1/4PROFB	1.26	R1043-***-1 1/4PROFB	1.04					
			Steel			Soft Rubber	S1043-***-1 1/4SR	1.60	R1043-***-1 1/4SR	1.38					
			Steel			Soft Rubber Grey	S1043-***-1 1/4SRG	1.60	R1043-***-1 1/4SRG	1.38					
			Nylon			Envirothane™	S1043-***-1 1/4U	1.39	R1043-***-1 1/4U	1.17					
			Nylon			Envirothane™ Grey	S1043-***-1 1/4UG	1.39	R1043-***-1 1/4UG	1.17					
			5"			1"	150	Plain	3 3/4"	5 13/16"	Polyolefin	S1053-***-PO	1.12	R1053-***-PO	0.90
							150	Nylon			Soft Rubber	S1053-***-SR	1.73	R1053-***-SR	1.51
							150	Steel			Soft Rubber Grey	S1053-***-SRG	1.76	R1053-***-SRG	1.55
150	Nylon	Envirothane™		S1053-***-U	1.54		R1053-***-U	1.32							
150	Nylon	Envirothane™ Grey		S1053-***-UG	1.54		R1053-***-UG	1.32							
1 1/4"	150	Steel		3 3/4"	5 13/16"	Hard Rubber	S1053-***-1 1/4HR	2.21	R1053-***-1 1/4HR	2.00					
		Steel				High Temp Phenolic (475°)	S1053-***-1 1/4HTPH	2.38	R1053-***-1 1/4HTPH	2.17					
		Steel				Phenolic	S1053-***-1 1/4PH	2.03	R1053-***-1 1/4PH	1.82					
		Plain				Polyolefin	S1053-***-1 1/4PO	1.28	R1053-***-1 1/4PO	1.07					
		Steel				Soft Rubber	S1053-***-1 1/4SR	2.13	R1053-***-1 1/4SR	1.92					
		Steel				Soft Rubber Grey	S1053-***-1 1/4SRG	2.13	R1053-***-1 1/4SRG	1.92					
		Nylon				Envirothane™	S1053-***-1 1/4U	1.66	R1053-***-1 1/4U	1.45					
		Nylon				Envirothane™ Grey	S1053-***-1 1/4UG	1.66	R1053-***-1 1/4UG	1.45					

* Caster weight based on Standard Plate

PLATE DIAGRAMS

STANDARD PLATE: **A28D**

Plate Thickness: 3/32"



THREADED STEMS HEX WASHER

***	DIAMETER	LENGTH	TYPE
3/8-16X1HW *	3/8"	1"	NC
1/2-13X1HW	1/2"	1"	NC
1/2-13X1 1/2HW	1/2"	1 1/2"	NC
1/2-13X2 1/4HW	1/2"	2 1/4"	NC

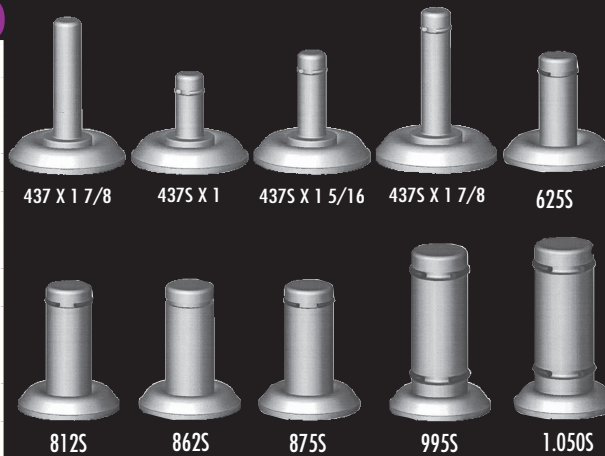
* Weight capacity of caster is 125lbs

THREADED STEMS HEX NUT

***	DIAMETER	LENGTH	TYPE
1/2-13X1HN	1/2"	1"	NC
1/2-13X1 7/8HN	1/2"	1 7/8"	NC
1/2-13X3 1/2HN	1/2"	3 1/2"	NC

ROUND STEMS

***	DIAMETER	LENGTH	TYPE
437X1 7/8	7/16"	1 7/8"	Plain
437SX1	7/16"	1"	Friction Ring
437SX1 5/16	7/16"	1 5/16"	Friction Ring
437SX1 7/8	7/16"	1 7/8"	Friction Ring
625S	5/8"	1 5/8"	Friction Ring
812S	13/16"	2"	Friction Ring
862S	.862"	2"	Friction Ring
875S	7/8"	2"	Friction Ring
995S	.995"	2 1/2"	Friction Ring
1.050S	1 3/64"	2 1/2"	Friction Ring

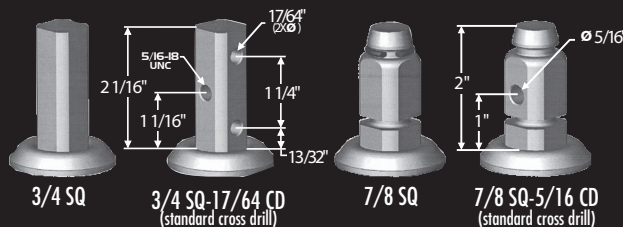


* Tapped holes upon request.
** Special CD hole locations upon request.
*** Friction rings not applied with cross drill

SQUARE STEMS


***	DIAMETER	LENGTH
3/4SQ	3/4"	2"
7/8SQ	7/8"	2"

* Tapped holes upon request.
** Special CD hole locations upon request.
*** Friction rings not applied with cross drill



SPECIAL STEMS

***	DIAMETER	LENGTH
3/4NPT	1"	3/4"
EXP	1 1/2"	3 1/2"



1900 SERIES

250 LBS



FEATURES

KINGPIN: 7/16" diameter coined rivet
RACEWAY: 7/32" diameter upper race; 7/32" diameter lower race; hardened steel load bearings
BUSHING: Nylon, steel or ball bearing

AXLE&NUT: 5/16" axle and lock nut; 3/8" for S1923
FINISH: Corrosion resistant bright zinc finish
HARDENED: Yoke and washers
LEG SPACING: 1 7/16" (standard); 1 5/8" (all with PWB, some with BB)

EXCELLENT FOR:

- Institutional furniture
- Hospital supply industry
- Food service equipment
- Textile
- Dollies
- Store fixtures
- Bakery Equipment



OPTIONS:

- TLB Top Locking Brake
- SLB Side Locking Brake
- PWB Pedal Wheel Brake (swivel only)
- AR Riveted Axle
- BB Ball Bearing (PLY, PROF, SR, SRG, U and UG)
- C Raceway Seal
- CD Cross Drilled holes
- DC Dust Cap for raceway
- EXP Expandable stems
- HO Bolt Hole (for threaded stems)
- RB Roller Bearing (for 1 1/2" tread wheels)
- TG Thread Guards
- Z Zerk Axle

FINISHES:

- 1922 Chrome
 - 1924 Black
 - 1925 Yellow Chromate
- Inquiries on other finishes welcome

SPECIAL:

- Most stems available for swivel and rigid casters
- Rigid TLB brake available
- Expandable stems available
- Hard Rubber, Soft Rubber and Urethane
- Wheels available in Grey

WHEEL CASTER PART NUMBER

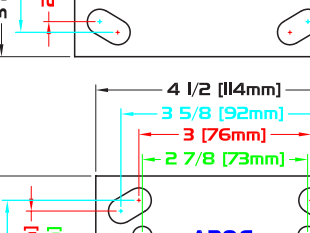
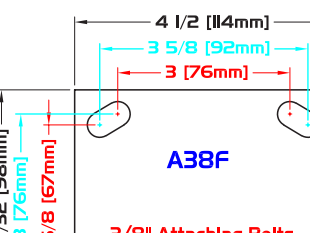
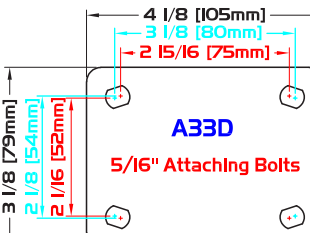
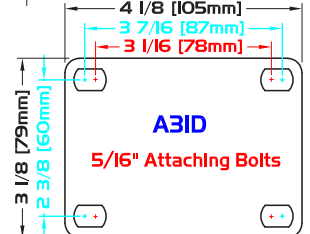
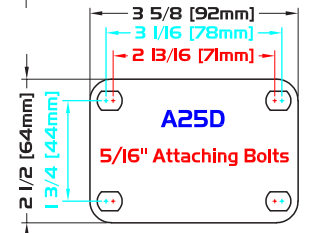
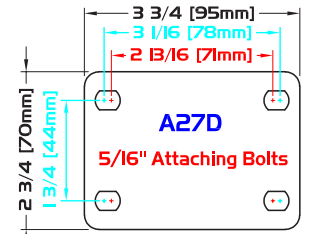
Diameter	Tread Width	Capacity Lbs.	Bearing Type	Swivel Radius	Overall Height	Wheel Type	Swivel	Caster Weight (lbs)	Rigid	Caster Weight (lbs)
2" Dual Wheel	7/8"	150	Plain	2 5/16"	3 3/16"	ProTech™ Flat	S1923-***-PROFX2	0.86	Not Available	
		200	Plain			Polyolefin	S1923-***-POX2	0.85		
		250	Nylon			Envirothane™	S1923-***-UX2	1.02		
		250	Nylon			Envirothane™ Grey	S1923-***-UGX2	1.02		
3"	1 1/4"	200	Steel	2 5/8"	4 1/8"	High Temp Phenolic (475°)	S1933-***-HTPH	1.55	R1933-***-HTPH	1.10
		225	Nylon			ProTech™ Flat	S1933-***-PROF	1.29	R1933-***-PROF	0.84
		225	Ball			ProTech™ Flat	S1933-***-PROF-BB	1.46	R1933-***-PROF-BB	1.01
		225	Ball			ProTech™ Flat Blue	S1933-***-PROFB-BB	1.46	R1933-***-PROFB-BB	1.01
		250	Steel			Hard Rubber	S1933-***-HR	1.57	R1933-***-HR	1.12
		250	Steel			Hard Rubber Grey	S1933-***-HRG	1.61	R1933-***-HRG	1.16
		250	Steel			Lava™	S1933-***-1 1/2LV	1.54	R1933-***-1 1/2LV	1.09
		250	Steel			Phenolic	S1933-***-PH	1.44	R1933-***-PH	0.99
		250	Plain			Polyolefin	S1933-***-PO	1.20	R1933-***-PO	0.76
		250	Steel			RollX™	S1933-***-1 1/2RX	1.54	R1933-***-1 1/2RX	1.09
		250	Steel			Soft Rubber	S1933-***-SR	1.49	R1933-***-SR	1.04
		250	Steel			Soft Rubber Grey	S1933-***-SRG	1.49	R1933-***-SRG	1.04
		250	Steel			Solid Steel	S1933-***-SS	2.07	R1933-***-SS	1.62
		250	Nylon			Envirothane™	S1933-***-U	1.38	R1933-***-U	0.93
		250	Nylon			Envirothane™ Grey	S1933-***-UG	1.38	R1933-***-UG	0.93
		250	Steel			V Groove	S1933-***-VG	2.37	R1933-***-VG	1.92
4"	1 1/4"	250	Steel	3 1/8"	5 1/8"	Hard Rubber	S1943-***-HR	1.92	R1943-***-HR	1.53
		250	Steel			Hard Rubber Grey	S1943-***-HRG	2.00	R1943-***-HRG	1.60
		250	Steel			High Temp Phenolic (475°)	S1943-***-HTPH	2.00	R1943-***-HTPH	1.61
		250	Steel			Lava™	S1943-***-1 1/2LV	1.83	R1943-***-1 1/2LV	1.43
		250	Annular			Moldon Alum. Rubber	S1943-***-MAR-AB	1.86	R1943-***-MAR-AB	1.47
		250	Steel			Phenolic	S1943-***-PH	1.79	R1943-***-PH	1.40
		250	Ball			Moldon Poly. Urethane	S1943-***-PLY-BB-TG	1.65	R1943-***-PLY-BB-TG	1.26
		250	Steel			Polyolefin	S1943-***-1 1/2PO	1.38	R1943-***-1 1/2PO	1.00
		250	Nylon			ProTech™ Flat	S1943-***-PROF	1.47	R1943-***-PROF	1.07
		250	Ball			ProTech™ Flat	S1943-***-PROF-BB	1.64	R1943-***-PROF-BB	1.25
		250	Ball			ProTech™ Flat Blue	S1943-***-PROFB-BB	1.64	R1943-***-PROFB-BB	1.25
		250	Steel			RollX™	S1943-***-1 1/2RX	1.83	R1943-***-1 1/2RX	1.43
		250	Steel			Soft Rubber	S1943-***-SR	1.80	R1943-***-SR	1.41
		250	Steel			Soft Rubber Grey	S1943-***-SRG	1.80	R1943-***-SRG	1.41
		250	Steel			Solid Steel	S1943-***-SS	3.02	R1943-***-SS	2.63
		250	Nylon			Envirothane™	S1943-***-U	1.59	R1943-***-U	1.20
250	Nylon	Envirothane™ Grey	S1943-***-UG	1.59	R1943-***-UG	1.20				

DUAL WHEEL



STANDARD PLATE: **A27D** D - Plate Thickness: 3/32"

PLATE DIAGRAMS



WHEEL		CASTER		PART NUMBER							
Diameter	Tread Width	Capacity Lbs.	Bearing Type	Swivel Radius	Overall Height	Wheel Type	Swivel	Caster Weight (lbs)	Rigid	Caster Weight (lbs)	
5"	1 1/4"	250	Steel	3 9/16"	6 1/8"	Hard Rubber	S1953-***-HR	2.51	R1953-***-HR	2.04	
		250	Steel			High Temp Phenolic (475°)	S1953-***-HTPH	2.68	R1953-***-HTPH	2.21	
		250	Steel			Lava™	S1953-***-1 1/2LV	2.19	R1953-***-1 1/2LV	1.72	
		250	Annular			Moldon Alum. Rubber	S1953-***-MAR-AB	2.21	R1953-***-MAR-AB	1.74	
		250	Steel			Phenolic	S1953-***-PH	2.33	R1953-***-PH	1.86	
		250	Ball			Moldon Poly. Urethane	S1953-***-PLY-BB-TG	1.93	R1953-***-PLY-BB-TG	1.46	
		250	Plain			Polyolefin	S1953-***-PO	1.58	R1953-***-PO	1.11	
		250	Nylon			ProTech™ Flat	S1953-***-PROF	1.68	R1953-***-PROF	1.21	
		250	Ball			ProTech™ Flat	S1953-***-PROF-BB	1.87	R1953-***-PROF-BB	1.40	
		250	Ball			ProTech™ Flat Blue	S1953-***-PROFB-BB	1.87	R1953-***-PROFB-BB	1.40	
		250	Steel			RollX™	S1953-***-1 1/2RX	2.19	R1953-***-1 1/2RX	1.72	
		250	Steel			Soft Rubber	S1953-***-SR	2.43	R1953-***-SR	1.96	
		250	Steel			Soft Rubber Grey	S1953-***-SRG	2.43	R1953-***-SRG	1.96	
		250	Steel			Solid Steel	S1953-***-SS	3.32	R1953-***-SS	2.85	
		250	Nylon			Envirothane™	S1953-***-U	1.96	R1953-***-U	1.49	
250	Nylon	Envirothane™ Grey	S1953-***-UG	1.96	R1953-***-UG	1.49					

* Caster weight based on Standard Plate

STEMS

THREADED STEMS HEX WASHER

***	DIAMETER	LENGTH	TYPE
3/8-16X1HW *	3/8"	1"	NC
1/2-13X1HW	1/2"	1"	NC
1/2-13X1 1/2HW	1/2"	1 1/2"	NC
1/2-13X2 1/4HW	1/2"	2 1/4"	NC

* Weight capacity of caster is 125lbs


THREADED STEMS HEX NUT

***	DIAMETER	LENGTH	TYPE
1/2-13X1HN	1/2"	1"	NC
1/2-13X1 7/8HN	1/2"	1 7/8"	NC
1/2-13X3 1/2HN	1/2"	3 1/2"	NC



ROUND STEMS

***	DIAMETER	LENGTH	TYPE
437X1 7/8	7/16"	1 7/8"	Plain
437SX1	7/16"	1"	Friction Ring
437SX1 5/16	7/16"	1 5/16"	Friction Ring
437SX1 7/8	7/16"	1 7/8"	Friction Ring
625S	5/8"	1 5/8"	Friction Ring
812S	13/16"	2"	Friction Ring
862S	.862"	2"	Friction Ring
875S	7/8"	2"	Friction Ring
995S	.995"	2 1/2"	Friction Ring
1.050S	1 3/64"	2 1/2"	Friction Ring



* Tapped holes upon request.
** Special CD hole locations upon request.
*** Friction rings not applied with cross drill

STEMS

HW AND HN THREADED LENGTH: vary
 ROUND LENGTH: vary
 EXPANDABLE LENGTH: vary

SQUARE LENGTH: 2"
 SPECIAL THREADS LENGTH: vary
 SPECIAL LENGTH: vary



RD EXP Stem



SQ EXP Stem

EXPANDABLE ROUND STEMS

***	DIAMETER	LENGTH	TYPE
3/4RDEXP	3/4"	3 1/8"	Rubber
7/8RDEXP	7/8"	3 1/8"	Rubber
1RDEXP	1"	4 1/4"	Rubber
1 1/8RDEXP	1 1/8"	4 1/4"	Rubber
1 3/8RDEXP	1 3/8"	4 1/4"	Rubber
1 1/2RDEXP	1 1/2"	4 1/4"	Rubber


EXPANDABLE SQUARE STEMS

***	DIAMETER	LENGTH	TYPE
3/4SQEXP	3/4"	3 1/8"	Rubber
7/8SQEXP	7/8"	3 1/8"	Rubber
1SQEXP	1"	4 1/4"	Rubber
1 1/8SQEXP	1 1/8"	4 1/4"	Rubber
1 3/8SQEXP	1 3/8"	4 1/4"	Rubber
1 1/2SQEXP	1 1/2"	4 1/4"	Rubber

SQUARE STEMS

***	DIAMETER	LENGTH
3/4SQ	3/4"	2"
7/8SQ	7/8"	2"

* Tapped holes upon request.
 ** Special CD hole locations upon request.
 *** Friction rings not applied with cross drill



SPECIAL THREADS

***	DIAMETER	LENGTH
5/16-***X length HO	5/16"	ANY
3/8-***X length HO	3/8"	ANY
1/2-***X length HO	1/2"	ANY



Special Thread

SPECIAL STEMS

***	DIAMETER	LENGTH
3/4NPT	1"	3/4"
EXP	1 1/2"	3 1/2"



3/4 NPT Stem



EXP Stem

BOLT HOLES

***	DIAMETER
5/16HOLE	5/16"
3/8HOLE	3/8"
1/2HOLE	1/2"



Bolt Hole

*Specialty diameter threaded stems and lengths available for bolt hole casters.



1900C SHOPPING CART CASTERS 250LBS

SERIES



FEATURES

- KINGPIN:** 5/16" diameter rivet (for 0800 series); 7/16" diameter rivet (for 1000 and 1900 series)
- RACEWAY:** 3/16" diameter upper and lower race (for 0800 series); 7/32" diameter upper and lower race (for 1000 and 1900 series)
- BUSHING:** Nylon, steel or ball bearing
- AXLE&NUT:** 1/4" riveted (for 0800 series)
5/16" axle and lock nut (for 1000 and 1900 series)
- FINISH:** Corrosion resistant bright zinc finish
- HARDENED:** Yoke and washers
- LEG SPACING:** 1" (for 0800); 1 7/16" (for 1000); 1 5/8" (for 1900)

EXCELLENT FOR:

- Shopping carts
- Food service equipment
- Airports
- Mobile stock shelves
- Bakery Equipment



MOLDON POLY. URETHANE (PLY)



ENVIROTHANE™

OPTIONS:

- TLB Top Locking Brake (swivel only)
(not available with 0820 series)
- AN Axle and Nut (0800 series)
- AR Riveted Axle (1000 and 1900 series)
- C Seal (0800 and 1900 series)
- CD Cross Drilled Holes
- TG Thread Guards

FINISHES:

- 1922 Chrome
- 1924 Black
- 1925 Yellow Chromate
- Inquiries on other finishes welcome

SPECIAL:

Non-removable protective ball bearings and seal



H1950



H1950C

Quality raceway seals,
made exclusively by Algood



YOKE WITH
1/2-13X1 KEYWAY STEM



1/2-13X1KW

WHEEL		CASTER				PART NUMBER		
Diameter	Tread Width	Capacity Lbs.	Bearing Type	Swivel Radius	Overall Height	Wheel Type	Swivel	Caster Weight (lbs)
2 1/2"	7/8"	85	Nylon	2 1/8"	3"	Envirothane™	S0823-3/8-16X3/4HW-U	0.38
		85	-			-	Y-S0823-3/8-16X3/4HW	0.22
		85	-			-	H0820 (Horn Only)	0.11
3"	7/8"	95	Nylon	2 3/8"	3 1/2"	Envirothane™	S0833-3/8-16X3/4HW-U	0.46
		95	-			-	Y-S0833-3/8-16X3/4HW	0.24
		95	-			-	H0830 (Horn Only)	0.15
4"	1"	150	Ball	3 3/16"	4 13/16"	Envirothane™	S1043-1/2-13X1KW-U-BB-TG	1.29
		150	-			-	Y-S1043-1/2-13X1KW-TLB-W	0.59
		150	-			-	H1040 (Horn Only)	0.32
4"	1 1/4"	250	Ball	3 1/8"	4 7/8"	Moldon Poly. Urethane	S1943C-1/2-13X1KW-PLY-BB-TG	1.31
		250	Ball			-	S1943C-1/2-13X1KW-U-BB-TG	1.44
		250	-			-	Y-S1943C-1/2-13X1KW	0.64
		250	-			-	H1940 (Horn Only)	0.32
5"	1"	150	Ball	3 3/4"	5 13/16"	Envirothane™	S1053-1/2-13X1KW-U-BB-TG	1.53
		150	-			-	Y-S1053-1/2-13X1KW-TLB-W	0.58
		150	-			-	H1050 (Horn Only)	0.32
5"	1 1/4"	250	Ball	3 15/16"	5 15/16"	Moldon Poly. Urethane	S1953C-1/2-13X1KW-PLY-BB-TG	1.66
		250	Ball			-	S1953C-1/2-13X1KW-U-BB-TG	1.86
		250	-			-	Y-S1953C-1/2-13X1KW	0.80
		250	-			-	H1950 (Horn Only)	0.38
		250	-			-	H1950C (Horn Only)	0.71

WHEEL		PART NUMBER					
Diameter	Tread Width	Capacity Lbs.	Hub Length	Standard Bore	Bearing Type	Part Number	Wheel Weight (lbs)
2 1/2"	7/8"	125	1"	1/4"	Nylon	W-0820-U-1/4	0.15
3"	7/8"	125	1"	1/4"	Nylon	W-0830-U-1/4	0.20
4"	1"	150	1 7/16"	5/16"	Ball	W-1040-U-BB-TG-5/16	0.65
	1 1/4"	300	1 9/16"	5/16"	Ball	W-1940-PLY-BB-TG-5/16	0.60
350		1 5/8"	5/16"	Ball	W-1940-U-BB-TG-5/16	0.73	
5"	1"	150	1 7/16"	5/16"	Ball	W-1050-U-BB-TG-5/16	0.89
	1 1/4"	300	1 9/16"	5/16"	Ball	W-1950-PLY-BB-TG-5/16	0.80
350		1 5/8"	5/16"	Ball	W-1950-U-BB-TG-5/16	1.00	



WIZARD SERIES

Available in Stainless Steel

270 LBS



FEATURES

KINGPIN: 17mm
RACEWAY: 6003Z Bearing
BUSHING: Precision bearing
AXLE&NUT: 5/16" axle and lock nut
FINISH: Thermoplastic Nylon
LEG SPACING: 1 9/16"

SPECIAL:

The Wizard Series is exclusively developed out of reinforced thermoplastic nylon material. The Wizard is extremely ergonomically efficient. This wheel is ideal for bacteria free environments. The ALTech wheel is non-marking and secured to the polyolefin core. The ALTech has a precision ball bearing in the wheel which rolls effortlessly. Nut and bolt axle have a plastic shield.



ALTech

EXCELLENT FOR:

- Bacteria-Free Environments
- Hospitals
- Food Service Equipment
- Food Processing Machinery
- Pharmaceutical Equipment

OPTIONS:

- DLB Double Locking Brake
 4PSL 4 Position Swivel Lock (special order)
 HO Bolt Hole (for threaded stems)

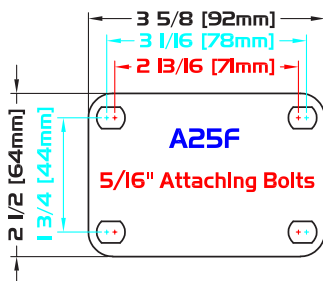
SPECIAL:

- Moisture Friendly
 All Stems Available in Stainless Steel (upon request)
 Non-Marking
 Available in Stainless Steel

WHEEL		CASTER				PART NUMBER		
Diameter	Tread Width	Capacity Lbs.	Bearing Type	Swivel Radius	Overall Height	Wheel Type	Swivel	Caster Weight (lbs)
4"	1 1/4"	230	Precision	3 3/8"	5 5/8"	ALTech	SWZ47-A25F-TPR-PB-TG	1.28
		230	Precision			ALTech	SWZ47-A25F-TPR-PB-TG-DLB	1.45
		230	Precision	4 7/8"	5 7/16"	ALTech	SWZ47-1/2HOLE-TPR-PB-TG	0.92
		230	Precision			ALTech	SWZ47-1/2HOLE-TPR-PB-TG-DLB	1.09
5"	1 1/4"	270	Precision	4 1/4"	6 11/16"	ALTech	SWZ57-A25F-TPR-PB-TG	1.50
		270	Precision			ALTech	SWZ57-A25F-TPR-PB-TG-DLB	1.70
		270	Precision	5 3/8"	6 1/2"	ALTech	SWZ57-1/2HOLE-TPR-PB-TG	1.33
		270	Precision			ALTech	SWZ57-1/2HOLE-TPR-PB-TG-DLB	1.53

* Caster weight based on Standard Plate

PLATE DIAGRAMS



STANDARD PLATE: A25F

Plate Thickness: 3/32"



MEDICAL SERIES

220LBS



FEATURES

KINGPIN: 13mm
RACEWAY: 6002 Precision bearing
AXLE&NUT: 10mm
FINISH: Nylon 6 plus envirothane

SPECIAL:

The Medical Series caster developed with a very Soft Polyurethane Tread rolls quietly with ease without marking expensive floors. The polurethane tread is securely fastened to the nylon core and comes with precision bearings. Because of the precision bearings, Medical Caster is extremely ergonomically efficient, moving expensive equipment effortlessly. The Double Locking Brake securely locks, protecting valuable cargo.

EXCELLENT FOR:

- Medical and Diagnostic Equipment
- X-Ray Equipment
- Food Service Equipment
- Pharmaceutical Equipment

OPTIONS:

DLB Double Locking Brake

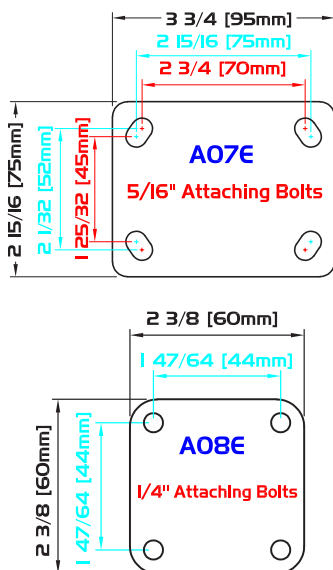
SPECIAL:

Moisture Friendly
 Non-Marking
 Quiet
 Soft Polyurethane Tread

WHEEL		CASTER			PART NUMBER			Caster Weight (lbs)
Diameter	Capacity Lbs.	Bearing Type	Swivel Radius	Overall Height	Wheel Type	Swivel		
4" (100mm)	175	Precision	3" (2.95mm)	4 15/16" (125mm)	Envirothane™ Grey	MD100W-A07E-UG-PB	1.79	
	175	Precision			Envirothane™ Grey	MD100W-A07E-UG-PB-DLB	1.88	
	175	Precision			Envirothane™ Grey	MD100W-M10-1.5DT-UG-PB	1.44	
	175	Precision			Envirothane™ Grey	MD100W-M10-1.5DT-UG-PB-DLB	1.52	
	175	Precision			Envirothane™ Grey	MD100W-M12-1.75X1HN-UG-PB	1.44	
	175	Precision			Envirothane™ Grey	MD100W-M12-1.75X1HN-UG-PB-DLB	1.52	
5" (125mm)	220	Precision	3 3/4" (3.73mm)	5 25/32" (147mm)	Envirothane™ Grey	MD125W-A07E-UG-PB	2.14	
	220	Precision			Envirothane™ Grey	MD125W-A07E-UG-PB-DLB	2.25	
	220	Precision			Envirothane™ Grey	MD125W-M12-1.75X1HN-UG-PB	1.79	
	220	Precision			Envirothane™ Grey	MD125W-M12-1.75X1HN-UG-PB-DLB	1.89	
	220	Precision			Envirothane™ Grey	MD125W-M16-2.0X1HN-UG-PB	1.88	
	220	Precision			Envirothane™ Grey	MD125W-M16-2.0X1HN-UG-PB-DLB	1.99	

* Caster weight based on Standard Plate

PLATE DIAGRAMS



STANDARD PLATE: A07E

Plate Thickness: 1/8"

STEMS

METRIC STEMS

***	DIAMETER	THREAD SIZE	LENGTH
M12-1.75X1HN	12mm	1.75	1
M16-2.0X1HN <small>only available in the 5" (125mm)</small>	16mm	2.0	1



HOLES

TAPPED HOLES

***	DIAMETER	MIN. DEPTH	PITCH
M10-1.5DT <small>only available in the 4" (100mm)</small>	M10	1	1.5



2003 SERIES

275LBS



FEATURES

KINGPIN: 9/16" diameter coined rivet
RACEWAY: 1/4" diameter upper race; 1/4" diameter lower race; hardened steel load bearings
BUSHING: Nylon, steel or ball bearing
AXLE&NUT: 5/16" axle and lock nut
FINISH: Corrosion resistant bright zinc finish

SPECIAL: Bolt hole allows for up to 5/8" diameter threaded stem with any special length and thread type. Double brake locks wheel & swivel in any direction. Swivel lock ONLY is also available. Many expandable stem sizes available.

LEG SPACING: 1 5/8"



EXCELLENT FOR:

- Institutional furniture
- Hospital supply industry
- Food service equipment
- Food processing machinery
- Metal fabrications
- Schools
- Libraries
- Audio & visual aid equipment

OPTIONS:

- DLB Double Locking Brake (swivel only)
- DLB1 DLB with Cast Aluminum Pedal (for high-temp applications)
- PWB Pedal Wheel Brake
- SWLB Swivel Locking Brake (swivel only)
- BB Ball Bearing (PROF, SR, SRG, U and UG)
- C Raceway Seal
- CD Cross Drilled holes
- EXP Expandable stems
- HO Bolt Hole (for threaded stems)
- TG Thread Guards
- Z Zerk Axle

FINISHES:

- 2024 Black
- Inquiries on other finishes welcome

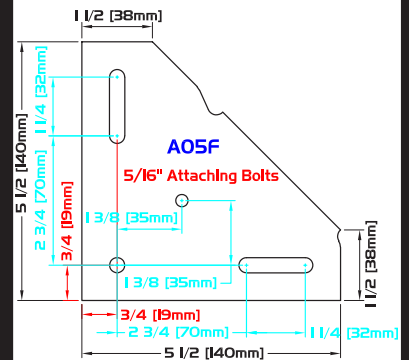
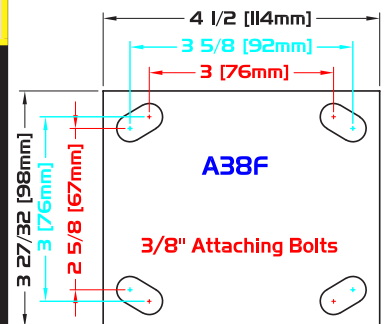
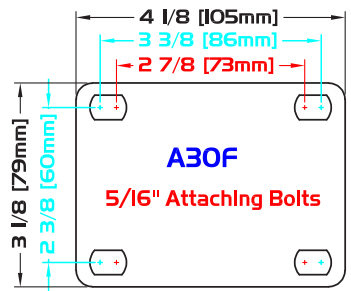
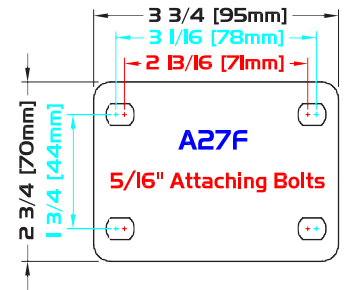


WHEEL		CASTER				PART NUMBER				
Diameter	Tread Width	Capacity Lbs.	Bearing Type	Swivel Radius	Overall Height	Wheel Type	Swivel	Caster Weight (lbs)	Rigid	Caster Weight (lbs)
3"	1 1/4"	200	Steel	2 3/4"	4 3/4"	High Temp Phenolic (475°)	S2033-***-HTPH	1.85	R2033-***-HTPH	1.55
		225	Nylon			ProTech™ Flat	S2033-***-PROF	1.61	R2033-***-PROF	1.31
		225	Ball			ProTech™ Flat - BB	S2033-***-PROF-BB	1.77	R2033-***-PROF-BB	1.47
		225	Ball			ProTech™ Flat Blue - BB	S2033-***-PROFB-BB	1.77	R2033-***-PROFB-BB	1.47
		250	Steel			Hard Rubber	S2033-***-HR	1.88	R2033-***-HR	1.58
		250	Steel			Hard Rubber Grey	S2033-***-HRG	1.91	R2033-***-HRG	1.61
		250	Plain			Polyolefin	S2033-***-PO	1.51	R2033-***-PO	1.21
		250	Steel			Soft Rubber	S2033-***-SR	1.80	R2033-***-SR	1.50
		250	Steel			Soft Rubber Grey	S2033-***-SRG	1.80	R2033-***-SRG	1.50
		275	Steel			Lava™	S2033-***-1 1/2LV	1.80	R2033-***-1 1/2LV	1.50
		275	Steel			Phenolic	S2033-***-PH	1.74	R2033-***-PH	1.44
		275	Steel			RollX™	S2033-***-1 1/2RX	1.80	R2033-***-1 1/2RX	1.50
		275	Steel			Solid Steel	S2033-***-SS	2.38	R2033-***-SS	2.08
		275	Nylon			Envirothane™	S2033-***-U	1.70	R2033-***-U	1.40
275	Nylon	Envirothane™ Grey	S2033-***-UG	1.70	R2033-***-UG	1.40				
4"	1 1/4"	250	Steel	3 3/16"	5 5/8"	Hard Rubber	S2043-***-HR	2.22	R2043-***-HR	2.07
		250	Steel			Hard Rubber Grey	S2043-***-HRG	2.28	R2043-***-HRG	2.13
		250	Steel			High Temp Phenolic (475°)	S2043-***-HTPH	2.29	R2043-***-HTPH	2.14
		250	Annular			Moldon Alum. Rubber	S2043-***-MAR-AB	2.16	R2043-***-MAR-AB	2.01
		250	Steel			Polyolefin	S2043-***-1 1/2PO	1.68	R2043-***-1 1/2PO	1.53
		250	Steel			Soft Rubber	S2043-***-SR	2.10	R2043-***-SR	1.95
		250	Steel			Soft Rubber Grey	S2043-***-SRG	2.10	R2043-***-SRG	1.95
		275	Steel			Lava™	S2043-***-1 1/2LV	2.12	R2043-***-1 1/2LV	1.97
		275	Steel			Phenolic	S2043-***-PH	2.08	R2043-***-PH	1.93
		275	Ball			Moldon Poly. Urethane	S2043-***-PLY-BB-TG	1.95	R2043-***-PLY-BB-TG	1.80
		275	Nylon			ProTech™ Flat	S2043-***-PROF	1.77	R2043-***-PROF	1.62
		275	Ball			ProTech™ Flat - BB	S2043-***-PROF-BB	1.94	R2043-***-PROF-BB	1.79
		275	Ball			ProTech™ Flat Blue - BB	S2043-***-PROFB-BB	1.94	R2043-***-PROFB-BB	1.79
		275	Steel			RollX™	S2043-***-1 1/2RX	2.12	R2043-***-1 1/2RX	1.97
		275	Steel			Solid Steel	S2043-***-SS	3.32	R2043-***-SS	3.17
		275	Nylon			Envirothane™	S2043-***-U	1.89	R2043-***-U	1.74
275	Nylon	Envirothane™ Grey	S2043-***-UG	1.89	R2043-***-UG	1.74				

STANDARD PLATE: **A27F**

F - Plate Thickness: 5/32"

PLATE DIAGRAMS



WHEEL

CASTER

PART NUMBER

Diameter	Tread Width	Capacity Lbs.	Bearing Type	Swivel Radius	Overall Height	Wheel Type	Swivel	Caster Weight (lbs)	Rigid	Caster Weight (lbs)
5"	1 1/4"	250	Steel	3 5/8"	6 9/16"	Hard Rubber	S2053-***-HR	2.79	R2053-***-HR	2.55
		250	Plain			Polyolefin	S2053-***-PO	1.86	R2053-***-PO	1.62
		250	Steel			Soft Rubber	S2053-***-SR	2.71	R2053-***-SR	2.47
		250	Steel			Soft Rubber Grey	S2053-***-SRG	2.71	R2053-***-SRG	2.47
		275	Steel			High Temp Phenolic (475°)	S2053-***-HTPH	2.95	R2053-***-HTPH	2.71
		275	Steel			Lava™	S2053-***-1 1/2LV	2.50	R2053-***-1 1/2LV	2.26
		275	Annular			Moldon Alum. Rubber	S2053-***-MAR-AB	2.49	R2053-***-MAR-AB	2.25
		275	Steel			Phenolic	S2053-***-PH	2.60	R2053-***-PH	2.36
		275	Ball			Moldon Poly. Urethane	S2053-***-PLY-BB-TG	2.21	R2053-***-PLY-BB-TG	1.97
		275	Nylon			ProTech™ Flat	S2053-***-PROF	1.97	R2053-***-PROF	1.73
		275	Ball			ProTech™ Flat - BB	S2053-***-PROF-BB	2.15	R2053-***-PROF-BB	1.91
		275	Ball			ProTech™ Flat Blue - BB	S2053-***-PROFB-BB	2.15	R2053-***-PROFB-BB	1.91
		275	Steel			RollX™	S2053-***-1 1/2RX	2.50	R2053-***-1 1/2RX	2.26
		275	Steel			Solid Steel	S2053-***-SS	3.60	R2053-***-SS	3.36
		275	Nylon			Envirothane™	S2053-***-U	2.22	R2053-***-U	1.98
		275	Nylon			Envirothane™ Grey	S2053-***-UG	2.22	R2053-***-UG	1.98

* Caster weight based on Standard Plate

STEMS


SPECIAL THREADS

***	DIAMETER	LENGTH
3/8-***X length HO	3/8"	ANY
7/16-***X length HO	7/16"	ANY
1/2-***X length HO	1/2"	ANY
5/8-***X length HO	5/8"	ANY
3/4-***X length HO	3/4"	ANY



ROUND STEMS

***	DIAMETER	LENGTH	TYPE
437X1 7/8	7/16"	1 7/8"	Plain
437SX1	7/16"	1"	Friction Ring
437SX1 5/16	7/16"	1 5/16"	Friction Ring
437SX1 7/8	7/16"	1 7/8"	Friction Ring
625S	5/8"	1 5/8"	Friction Ring
812S	13/16"	2"	Friction Ring
862S	.862"	2"	Friction Ring
875S	7/8"	2"	Friction Ring
995S	.995"	2 1/2"	Friction Ring
1.050S	1 3/64"	2 1/2"	Friction Ring



* Tapped holes upon request.
** Special CD hole locations upon request.
*** Friction rings not applied with cross drill

STEMS

ROUND LENGTH:
EXPANDABLE LENGTH:
SQUARE LENGTH:

vary
vary
2"

SPECIAL THREADS LENGTH:
SPECIAL LENGTH:
BOLT HOLES:

vary
vary
vary



RD EXP Stem



SQ EXP Stem

EXPANDABLE ROUND STEMS

***	DIAMETER	LENGTH	TYPE
3/4RDEXP	3/4"	3 1/8"	Rubber
7/8RDEXP	7/8"	3 1/8"	Rubber
1RDEXP	1"	4 1/4"	Rubber
1 1/8RDEXP	1 1/8"	4 1/4"	Rubber
1 3/8RDEXP	1 3/8"	4 1/4"	Rubber
1 1/2RDEXP	1 1/2"	4 1/4"	Rubber

EXPANDABLE SQUARE STEMS

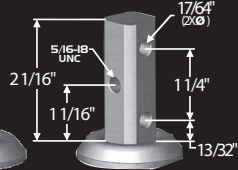
***	DIAMETER	LENGTH	TYPE
3/4SQEXP	3/4"	3 1/8"	Rubber
7/8SQEXP	7/8"	3 1/8"	Rubber
1SQEXP	1"	4 1/4"	Rubber
1 1/8SQEXP	1 1/8"	4 1/4"	Rubber
1 3/8SQEXP	1 3/8"	4 1/4"	Rubber
1 1/2SQEXP	1 1/2"	4 1/4"	Rubber

SQUARE STEMS

***	DIAMETER	LENGTH
3/4SQ	3/4"	2"
7/8SQ	7/8"	2"



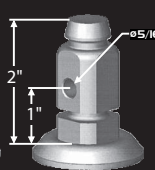
3/4 SQ



3/4 SQ-17/64 CD
(standard cross drill)



7/8 SQ



7/8 SQ-5/16 CD
(standard cross drill)

* Tapped holes upon request.
** Special CD hole locations upon request.
*** Friction rings not applied with cross drill

SPECIAL STEMS

***	DIAMETER	LENGTH
3/4NPT	1"	3/4"
EXP	1 1/2"	3 1/2"



3/4 NPT Stem



EXP Stem

BOLT HOLES

BOLT HOLES

***	DIAMETER
3/8HOLE	3/8"
7/16HOLE	7/16"
1/2HOLE	1/2"
5/8HOLE	5/8"



Bolt Hole


*Specialty diameter threaded stems and lengths available for bolt hole casters.



2009 SERIES

STAINLESS STEEL

275LBS



FEATURES

KINGPIN: 5/8" diameter coined rivet
RACEWAY: 1/4" diameter upper race; 1/4" diameter lower race; hardened steel load bearings
BUSHING: Nylon, delrin, steel or ball bearing
AXLE&NUT: 5/16" axle and lock nut
FINISH: Corrosion resistant Stainless Steel Polished

SPECIAL: Complete stainless steel caster including DLB. Double brake locks wheel and swivel in any direction. 100% Moisture Friendly.
MATERIAL: 304 Stainless steel
LEG SPACING: 1 5/8"

EXCELLENT FOR:

- Bacteria-free environments
- Hospitals
- Food service equipment
- Food processing machinery
- Pharmaceutical equipment



OPTIONS:

- DLB Double Locking Brake (swivel only)
- DLB1 DLB with Cast Aluminum Pedal (for high-temp applications)
- PWB Pedal Wheel Brake
- SWLB Swivel Locking Brake (swivel only)
- BB Ball Bearing (PROF, SR, SRG, U and UG)
- BBSS Stainless Steel Ball Bearing
- C Raceway Seal - Standard (except with HTPH and LV wheels)
- CD Cross Drilled holes
- EXP Expandable stems
- HO Bolt Hole (for threaded stems)
- TG Thread Guards (not stainless steel)
- Z Zerk in Axle

SPECIAL:

Moisture Friendly
 All stems available in stainless steel upon request
 Die Cast Pedal available for high temp applications

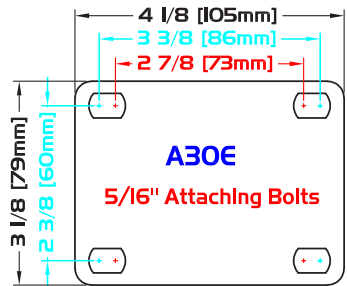
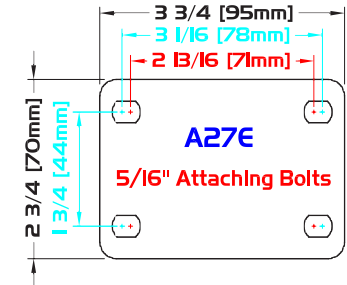


WHEEL		CASTER				PART NUMBER				
Diameter	Tread Width	Capacity Lbs.	Bearing Type	Swivel Radius	Overall Height	Wheel Type	Swivel	Caster Weight (lbs)	Rigid	Caster Weight (lbs)
3"	1 1/4"	200	Stainless	2 3/4"	4 3/4"	High Temp Phenolic (475°)	S2039-***-HTPH	1.78	R2039-***-HTPH	1.43
		225	Nylon			ProTech™ Flat	S2039-***-PROF	1.55	R2039-***-PROF	1.20
		225	Ball			ProTech™ Flat - BB	S2039-***-PROF-BB	1.70	R2039-***-PROF-BB	1.35
		225	Ball			ProTech™ Flat Blue - BB	S2039-***-PROFB-BB	1.70	R2039-***-PROFB-BB	1.35
		250	Steel			Hard Rubber	S2039-***-HR	1.90	R2039-***-HR	1.55
		250	Steel			Hard Rubber Grey	S2039-***-HRG	1.85	R2039-***-HRG	1.50
		250	Plain			Polyolefin	S2039-***-PO	1.45	R2039-***-PO	1.10
		250	Steel			Soft Rubber	S2039-***-SR	1.72	R2039-***-SR	1.37
		250	Steel			Soft Rubber Grey	S2039-***-SRG	1.81	R2039-***-SRG	1.46
		275	Stainless			Lava™	S2039-***-1 1/2LV	1.74	R2039-***-1 1/2LV	1.39
		275	Stainless			Phenolic	S2039-***-PH	1.68	R2039-***-PH	1.33
		275	Stainless			RollX™	S2039-***-1 1/2RX	1.75	R2039-***-1 1/2RX	1.40
		275	Steel			Solid Steel	S2039-***-SS	2.31	R2039-***-SS	1.96
		275	Nylon			Envirothane™	S2039-***-U	1.63	R2039-***-U	1.28
		275	Nylon			Envirothane™ Grey	S2039-***-UG	1.63	R2039-***-UG	1.28
		4"	1 1/4"			250	Steel	3 3/16"	5 5/8"	Hard Rubber
250	Steel			Hard Rubber Grey	S2049-***-HRG	2.25	R2049-***-HRG			1.90
250	Stainless			High Temp Phenolic (475°)	S2049-***-HTPH	2.25	R2049-***-HTPH			1.90
250	Annular			Moldon Alum. Rubber	S2049-***-MAR-AB	2.12	R2049-***-MAR-AB			1.77
250	Stainless			Polyolefin	S2049-***-1 1/2PO	1.68	R2049-***-1 1/2PO			1.33
250	Steel			Soft Rubber	S2049-***-SR	2.09	R2049-***-SR			1.74
250	Steel			Soft Rubber Grey	S2049-***-SRG	2.09	R2049-***-SRG			1.74
275	Stainless			Lava™	S2049-***-1 1/2LV	2.09	R2049-***-1 1/2LV			1.74
275	Stainless			Phenolic	S2049-***-PH	2.04	R2049-***-PH			1.69
275	Ball			Moldon Poly. Urethane	S2049-***-PLY-BB-TG	1.91	R2049-***-PLY-BB-TG			1.56
275	Nylon			ProTech™ Flat	S2049-***-PROF	1.74	R2049-***-PROF			1.39
275	Ball			ProTech™ Flat - BB	S2049-***-PROF-BB	1.90	R2049-***-PROF-BB			1.55
275	Ball			ProTech™ Flat Blue - BB	S2049-***-PROFB-BB	1.90	R2049-***-PROFB-BB			1.55
275	Stainless			RollX™	S2049-***-1 1/2RX	2.10	R2049-***-1 1/2RX			1.75
275	Steel			Solid Steel	S2049-***-SS	3.28	R2049-***-SS			2.93
275	Nylon			Envirothane™	S2049-***-U	1.86	R2049-***-U			1.51
275	Nylon	Envirothane™ Grey	S2049-***-UG	1.86	R2049-***-UG	1.51				

STANDARD PLATE: A27E

E - Plate Thickness: 1/8"

PLATE DIAGRAMS



WHEEL

CASTER

PART NUMBER

Diameter	Tread Width	Capacity Lbs.	Bearing Type	Swivel Radius	Overall Height	Wheel Type	Swivel	Caster Weight (lbs)	Rigid	Caster Weight (lbs)
5"	1 1/4"	250	Steel	3 5/8"	6 9/16"	Hard Rubber	S2059-***-HR	2.73	R2059-***-HR	2.39
		250	Plain			Polyolefin	S2059-***-PO	1.80	R2059-***-PO	1.46
		250	Steel			Soft Rubber	S2059-***-SR	2.70	R2059-***-SR	2.36
		250	Steel			Soft Rubber Grey	S2059-***-SRG	2.70	R2059-***-SRG	2.36
		275	Stainless			High Temp Phenolic (475°)	S2059-***-HTPH	2.90	R2059-***-HTPH	2.56
		275	Stainless			Lava™	S2059-***-1 1/2LV	2.46	R2059-***-1 1/2LV	2.12
		275	Annular			Moldon Alum. Rubber	S2059-***-MAR-AB	2.44	R2059-***-MAR-AB	2.10
		275	Stainless			Phenolic	S2059-***-PH	2.56	R2059-***-PH	2.22
		275	Ball			Moldon Poly. Urethane	S2059-***-PLY-BB-TG	2.16	R2059-***-PLY-BB-TG	1.82
		275	Nylon			ProTech™ Flat	S2059-***-PROF	1.93	R2059-***-PROF	1.59
		275	Ball			ProTech™ Flat - BB	S2059-***-PROF-BB	2.10	R2059-***-PROF-BB	1.76
		275	Ball			ProTech™ Flat Blue - BB	S2059-***-PROFB-BB	2.10	R2059-***-PROFB-BB	1.76
		275	Stainless			RollX™	S2059-***-1 1/2RX	2.47	R2059-***-1 1/2RX	2.13
		275	Steel			Solid Steel	S2059-***-SS	3.55	R2059-***-SS	3.21
		275	Nylon			Envirothane™	S2059-***-U	2.18	R2059-***-U	1.84
		275	Nylon			Envirothane™ Grey	S2059-***-UG	2.18	R2059-***-UG	1.84

STEMS

(All Stems are NOT stainless unless otherwise specified)

* Caster weight based on Standard Plate


SPECIAL THREADS

***	DIAMETER	LENGTH
3/8-***X length HO	3/8"	ANY
7/16-***X length HO	7/16"	ANY
1/2-***X length HO	1/2"	ANY
5/8-***X length HO	5/8"	ANY
3/4-***X length HO	3/4"	ANY



ROUND STEMS

***	DIAMETER	LENGTH	TYPE
437X1 7/8	7/16"	1 7/8"	Plain
437SX1	7/16"	1"	Friction Ring
437SX1 5/16	7/16"	1 5/16"	Friction Ring
437SX1 7/8	7/16"	1 7/8"	Friction Ring
625S	5/8"	1 5/8"	Friction Ring
812S	13/16"	2"	Friction Ring
862S	.862"	2"	Friction Ring
875S	7/8"	2"	Friction Ring
995S	.995"	2 1/2"	Friction Ring
1.050S	1 3/64"	2 1/2"	Friction Ring



* Tapped holes upon request.
 ** Special CD hole locations upon request.
 *** Friction rings not applied with cross drill

STEMS

ROUND LENGTH: vary
EXPANDABLE LENGTH: vary
SQUARE LENGTH: 2"

SPECIAL THREADS LENGTH: vary
SPECIAL LENGTH: vary
BOLT HOLES: vary

* Stainless Steel Stems available upon request.



RD EXP Stem



SQ EXP Stem

EXPANDABLE ROUND STEMS

***	DIAMETER	LENGTH	TYPE
3/4RDEXP	3/4"	3 1/8"	Rubber
7/8RDEXP	7/8"	3 1/8"	Rubber
1RDEXP	1"	4 1/4"	Rubber
1 1/8RDEXP	1 1/8"	4 1/4"	Rubber
1 3/8RDEXP	1 3/8"	4 1/4"	Rubber
1 1/2RDEXP	1 1/2"	4 1/4"	Rubber


EXPANDABLE SQUARE STEMS

***	DIAMETER	LENGTH	TYPE
3/4SQEXP	3/4"	3 1/8"	Rubber
7/8SQEXP	7/8"	3 1/8"	Rubber
1SQEXP	1"	4 1/4"	Rubber
1 1/8SQEXP	1 1/8"	4 1/4"	Rubber
1 3/8SQEXP	1 3/8"	4 1/4"	Rubber
1 1/2SQEXP	1 1/2"	4 1/4"	Rubber



SQUARE STEMS


***	DIAMETER	LENGTH
3/4SQ	3/4"	2"
7/8SQ	7/8"	2"



* Tapped holes upon request.
** Special CD hole locations upon request.
*** Friction rings not applied with cross drill

SPECIAL STEMS

***	DIAMETER	LENGTH
3/4NPT	1"	3/4"
EXP	1 1/2"	3 1/2"



BOLT HOLES

BOLT HOLES

***	DIAMETER
3/8HOLE	3/8"
7/16HOLE	7/16"
1/2HOLE	1/2"
5/8HOLE	5/8"



Bolt Hole

*Specialty diameter threaded stems and lengths available for bolt hole casters.



2100 SERIES

275LBS



FEATURES

KINGPIN: 1/2" diameter coined rivet
RACEWAY: 1/4" diameter upper race; 3/16" diameter lower race; hardened steel load bearings
BUSHING: Nylon, steel or ball bearing
AXLE&NUT: 3/8" axle and lock nut
FINISH: Corrosion resistant bright zinc finish

SPECIAL: DLB system simultaneously locks wheel and swivel head. One step on cast metal pedal instantly locks entire caster holding equipment firmly in place. One step on the release pedal releases the swivel and wheel.
LEG SPACING: 1 5/8"

EXCELLENT FOR:

- Hospital equipment
- Schools
- Libraries
- Audio and visual aid equipment
- Food processing machinery
- Food equipment
- Metal fabrications



OPTIONS:


- DLB Double Locking Brake (swivel only)
- BB Ball Bearing (PROF, SR, SRG, U and UG)
- C Raceway Seal (standard)
- EXP Expandable stems
- HO Bolt Hole (for threaded stems)
- RB Roller Bearings (for 1 1/2" tread wheels)
- TG Thread Guards
- Z Zerk Axle

FINISHES:

- 2174 Black
- Inquiries on other finishes welcome

WHEEL CASTER PART NUMBER

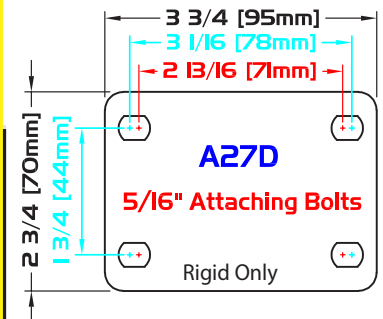
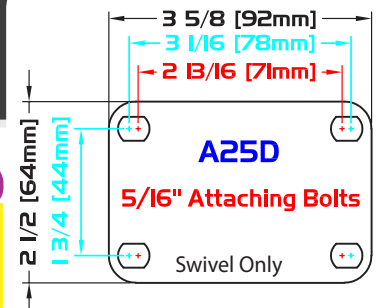
Diameter	Tread Width	Capacity Lbs.	Bearing Type	Swivel Radius	Overall Height	Wheel Type	Swivel	Caster Weight (lbs)	Rigid	Caster Weight (lbs)
3"	1 1/4"	200	Steel	2 3/4"	4 1/4"	High Temp Phenolic (475°)	S2103-***-HTPH	1.60	R2103-***-HTPH	1.11
		200	Nylon			Soft Rubber	S2103-***-SR	1.59	R2103-***-SR	1.10
		225	Nylon			ProTech™ Flat	S2103-***-PROF	1.37	R2103-***-PROF	0.88
		225	Ball			ProTech™ Flat - BB	S2103-***-PROF-BB	1.51	R2103-***-PROF-BB	1.02
		250	Ball			ProTech™ Flat Blue - BB	S2103-***-PROFB-BB	1.51	R2103-***-PROFB-BB	1.02
		250	Steel			Hard Rubber	S2103-***-HR	1.59	R2103-***-HR	1.10
		250	Steel			Hard Rubber Grey	S2103-***-HRG	1.66	R2103-***-HRG	1.17
		250	Plain			Polyolefin	S2103-***-PO	1.27	R2103-***-PO	0.78
		250	Nylon			Soft Rubber Grey	S2103-***-SRG	1.63	R2103-***-SRG	1.14
		275	Steel			Lava™	S2103-***-1 1/2LV	1.59	R2103-***-1 1/2LV	1.10
		275	Steel			Phenolic	S2103-***-PH	1.49	R2103-***-PH	1.00
		275	Steel			RollX™	S2103-***-1 1/2RX	1.59	R2103-***-1 1/2RX	1.10
		275	Nylon			Envirothane™	S2103-***-U	1.45	R2103-***-U	0.96
		275	Nylon			Envirothane™ Grey	S2103-***-UG	1.45	R2103-***-UG	0.96
4"	1 1/4"	250	Steel	3 3/16"	5 3/16"	Hard Rubber	S2104-***-HR	2.04	R2104-***-HR	1.56
		250	Steel			Hard Rubber Grey	S2104-***-HRG	2.04	R2104-***-HRG	1.56
		250	Annular			Moldon Alum. Rubber	S2104-***-MAR-AB	1.91	R2104-***-MAR-AB	1.43
		250	Plain			Polyolefin	S2104-***-1 1/2PO	1.43	R2104-***-1 1/2PO	0.95
		250	Nylon			Soft Rubber	S2104-***-SR	1.89	R2104-***-SR	1.41
		250	Nylon			Soft Rubber Grey	S2104-***-SRG	1.89	R2104-***-SRG	1.41
		275	Steel			High Temp Phenolic (475°)	S2104-***-HTPH	2.05	R2104-***-HTPH	1.57
		275	Steel			Lava™	S2104-***-1 1/2LV	1.87	R2104-***-1 1/2LV	1.39
		275	Steel			Phenolic	S2104-***-PH	1.84	R2104-***-PH	1.36
		275	Ball			Moldon Poly. Urethane	S2104-***-PLY-BB-TG	1.71	R2104-***-PLY-BB-TG	1.23
		275	Nylon			ProTech™ Flat	S2104-***-PROF	1.54	R2104-***-PROF	1.06
		275	Ball			ProTech™ Flat - BB	S2104-***-PROF-BB	1.69	R2104-***-PROF-BB	1.21
		275	Ball			ProTech™ Flat Blue - BB	S2104-***-PROFB-BB	1.69	R2104-***-PROFB-BB	1.21
		275	Steel			RollX™	S2104-***-1 1/2RX	1.87	R2104-***-1 1/2RX	1.39
275	Nylon	Envirothane™	S2104-***-U	1.66	R2104-***-U	1.18				
275	Nylon	Envirothane™ Grey	S2104-***-UG	1.66	R2104-***-UG	1.18				



STANDARD SWIVEL PLATE: **A25D**
 STANDARD RIGID PLATE: **A27D**

D - Plate Thickness: 3/32"
 D - Plate Thickness: 3/32"

PLATE DIAGRAMS



WHEEL		CASTER				PART NUMBER				
Diameter	Tread Width	Capacity Lbs.	Bearing Type	Swivel Radius	Overall Height	Wheel Type	Swivel	Caster Weight (lbs)	Rigid	Caster Weight (lbs)
5"	1 1/4"	250	Steel	3 3/4"	6 3/16"	Hard Rubber	S2105-***-HR	2.51	R2105-***-HR	2.03
		250	Plain			Polyolefin	S2105-***-PO	1.63	R2105-***-PO	1.15
		250	Nylon			Soft Rubber	S2105-***-SR	2.52	R2105-***-SR	2.04
		250	Nylon			Soft Rubber Grey	S2105-***-SRG	2.52	R2105-***-SRG	2.04
		275	Steel			High Temp Phenolic (475°)	S2105-***-HTPH	2.72	R2105-***-HTPH	2.24
		275	Plain			Lava™	S2105-***-1 1/2LV	2.24	R2105-***-1 1/2LV	1.76
		275	Annular			Moldon Alum. Rubber	S2105-***-MAR-AB	2.25	R2105-***-MAR-AB	1.77
		275	Steel			Phenolic	S2105-***-PH	2.37	R2105-***-PH	1.89
		275	Ball			Moldon Poly. Urethane	S2105-***-PLY-BB-TG	1.98	R2105-***-PLY-BB-TG	1.50
		275	Nylon			ProTech™ Flat	S2105-***-PROF	1.75	R2105-***-PROF	1.27
		275	Ball			ProTech™ Flat - BB	S2105-***-PROF-BB	1.91	R2105-***-PROF-BB	1.43
		275	Ball			ProTech™ Flat Blue - BB	S2105-***-PROFB-BB	1.91	R2105-***-PROFB-BB	1.43
		275	Plain			RollX™	S2105-***-1 1/2RX	2.24	R2105-***-1 1/2RX	1.76
		275	Nylon			Envirothane™	S2105-***-U	2.00	R2105-***-U	1.52
		275	Nylon			Envirothane™ Grey	S2105-***-UG	2.00	R2105-***-UG	1.52

* Caster weight based on Standard Plate

STEMS

EXPANDABLE ROUND STEMS

***	DIAMETER	LENGTH	TYPE
3/4RDEXP	3/4"	3 1/8"	Rubber
7/8RDEXP	7/8"	3 1/8"	Rubber
1RDEXP	1"	4 1/4"	Rubber
1 1/8RDEXP	1 1/8"	4 1/4"	Rubber
1 3/8RDEXP	1 3/8"	4 1/4"	Rubber
1 1/2RDEXP	1 1/2"	4 1/4"	Rubber



RD EXP Stem

SPECIAL THREADS

***	DIAMETER	LENGTH
5/16-***X length HO	5/16"	ANY
3/8-***X length HO	3/8"	ANY
1/2-***X length HO	1/2"	ANY



Special Thread

EXPANDABLE SQUARE STEMS

***	DIAMETER	LENGTH	TYPE
3/4SQEXP	3/4"	3 1/8"	Rubber
7/8SQEXP	7/8"	3 1/8"	Rubber
1SQEXP	1"	4 1/4"	Rubber
1 1/8SQEXP	1 1/8"	4 1/4"	Rubber
1 3/8SQEXP	1 3/8"	4 1/4"	Rubber
1 1/2SQEXP	1 1/2"	4 1/4"	Rubber



SQ EXP Stem

BOLT HOLES

BOLT HOLES

***	DIAMETER
5/16HOLE	5/16"
3/8HOLE	3/8"
1/2HOLE	1/2"



Bolt Hole



4000 SERIES

300 LBS

FEATURES

KINGPIN: 2 1/64", 9/16", 3/4", 3/4", 7/8" diameter rivet
RACEWAY: 5/32", 3/16", 7/32", 1/4", 3/8" diameter upper race; hardened steel load bearings
BUSHING: Nylon, steel roller or ball bearing (BB available on some applications)

AXLE&NUT: 3/16" riveted axle, 1/4", 5/16", 3/8", 3/8" axle and lock nut
FINISH: Corrosion resistant bright zinc
SPECIAL: Large single raceway deeply embossed for extra strength



EXCELLENT FOR:

- General to medium duty usage
- Hardware
- Factory
- Warehouses
- Economical without sacrificing durability

OPTIONS:

- SLB Side Locking Brake (for 4" only)
- TLB Top Locking Brake (for 2", 2 1/2" and 3" only)
- BB Ball Bearing (available on some applications)

FINISHES:

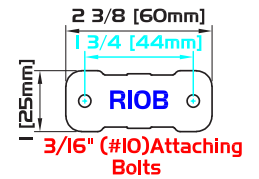
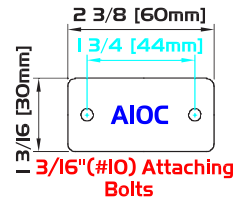
- 40?N Nickel
 - 40?1 Brass
 - 40?2 Chrome
 - 40?4 Black
- Inquiries on other finishes welcome

WHEEL		CASTER				PART NUMBER				
Diameter	Tread Width	Capacity Lbs.	Bearing Type	Swivel Radius	Overall Height	Wheel Type	Swivel	Caster Weight (lbs)	Rigid	Caster Weight (lbs)
1 1/4"	9/16"	30	Nylon	1 3/32"	1 3/4"	Moldon Poly. Urethane	S4125-A10C-PLY	0.15	R4125-R10C-PLY	0.10
2"	7/8"	75	Plain	2"	2 1/2"	ProTech™	S4002-A19C-PROF	0.37	R4002-R20C-PROF	0.23
		80	Nylon			Soft Rubber	S4002-A19C-SR	0.47	R4002-R20C-SR	0.33
		100	Nylon			Hard Rubber	S4002-A19C-HR	0.47	R4002-R20C-HR	0.33
		100	Plain			Polyolefin	S4002-A19C-PO	0.36	R4002-R20C-PO	0.22
		100	Nylon			Envirothane™	S4002-A19C-U	0.43	R4002-R20C-U	0.29
		125	Plain			Envirothane™ Grey	S4002-A19C-UG	0.43	R4002-R20C-UG	0.29
2 1/2"	1 1/8"	100	Nylon	2 3/8"	3 1/4"	Soft Rubber	S4025-A29D-SR	1.00	R4025-R25C-SR	0.84
		150	Nylon			Hard Rubber	S4025-A29D-HR	1.00	R4025-R25C-HR	0.85
		160	Plain			Moldon Poly. Urethane	S4025-A29D-PLY	1.00	R4025-R25C-PLY	0.85
		200	Plain			Polyolefin	S4025-A29D-PO	0.81	R4025-R25C-PO	0.66
		200	Plain			Semi Steel	S4025-A29D-ST	1.43	R4025-R25C-ST	1.28
		3"	1 1/4"			200	Steel	3"	3 13/16"	High Temp Phenolic (475°)
200	Nylon			Soft Rubber	S4003-A32D-SR	1.51	R4003-R30D-SR			1.16
200	Steel			Soft Rubber Grey	S4003-A32D-SRG	1.49	R4003-R30D-SRG			1.14
225	Nylon			ProTech™	S4003-A32D-PROF	1.28	R4003-R30D-PROF			0.93
225	Ball			ProTech™	S4003-A32D-PROF-BB	1.43	R4003-R30D-PROF-BB			1.08
225	Ball			ProTech™ Blue	S4003-A32D-PROFB-BB	1.43	R4003-R30D-PROFB-BB			1.08
250	Nylon			Hard Rubber	S4003-A32D-HR	1.51	R4003-R30D-HR			1.16
250	Steel			Hard Rubber Grey	S4003-A32D-HRG	1.57	R4003-R30D-HRG			1.22
250	Steel			Lava™	S4003-A32D-1 1/2LV	1.46	R4003-R30D-1 1/2LV			1.11
250	Steel			Phenolic	S4003-A32D-PH	1.40	R4003-R30D-PH			1.05
250	Roller			Phenolic	S4003-A32D-1 1/2PH-RB	1.83	R4003-R30D-1 1/2PH-RB			1.48
250	Plain			Polyolefin	S4003-A32D-PO	1.19	R4003-R30D-PO			0.84
250	Plain			Heavy Duty Polyolefin	S4003-A32D-POHD	1.29	R4003-R30D-POHD			0.94
250	Steel			RollX™	S4003-A32D-1 1/2RX	1.46	R4003-R30D-1 1/2RX			1.11
250	Steel			Solid Steel	S4003-A32D-SS	2.03	R4003-R30D-SS			1.68
250	Nylon			Envirothane™	S4003-A32D-U	1.37	R4003-R30D-U			1.02
250	Nylon	Envirothane™ Grey	S4003-A32D-UG	1.37	R4003-R30D-UG	1.02				
250	Steel	V Groove	S4003-A32D-VG	2.33	R4003-R30D-VG	1.98				

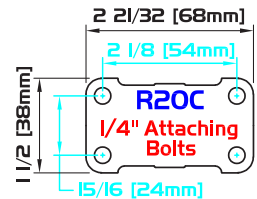
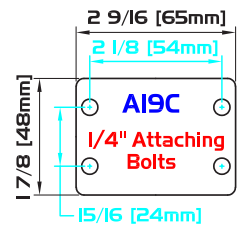
SWIVEL PLATE FOR 4125: A10C RIGID PLATE FOR 4002: R20C
 RIGID PLATE FOR 4125: R10B SWIVEL PLATE FOR 4025: A29D
 SWIVEL PLATE FOR 4002: A19C RIGID PLATE FOR 4025: R25C

PLATE DIAGRAMS

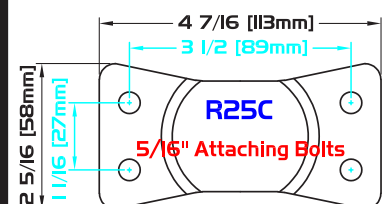
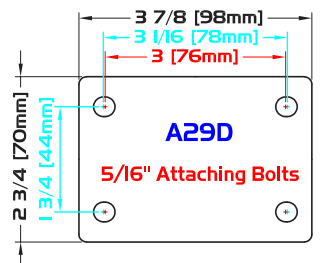
For 4125 Caster



For 4002 Caster



For 4025 Caster



WHEEL		CASTER				PART NUMBER				
Diameter	Tread Width	Capacity Lbs.	Bearing Type	Swivel Radius	Overall Height	Wheel Type	Swivel	Caster Weight (lbs)	Rigid	Caster Weight (lbs)
4"	1 1/2"	250	Nylon	3 3/8"	5"	Soft Rubber	S4004-A41E-SR	2.89	R4004-R40D-SR	2.36
		275	Nylon			Hard Rubber	S4004-A41E-HR	2.89	R4004-R40D-HR	2.36
		275	Plain			Polyolefin	S4004-A41E-PO	2.02	R4004-R40D-PO	1.50
		300	Roller			High Temp Phenolic (475°)	S4004-A41E-HTPH-RB	3.04	R4004-R40D-HTPH-RB	2.51
		300	Steel			Lava™	S4004-A41E-LV	2.51	R4004-R40D-LV	1.98
		300	Roller			Lava™	S4004-A41E-LV-RB	2.84	R4004-R40D-LV-RB	2.31
		300	Delrin			Phenolic	S4004-A41E-PH-DB	2.56	R4004-R40D-PH-DB	2.03
		300	Roller			Phenolic	S4004-A41E-PH-RB	2.74	R4004-R40D-PH-RB	2.21
		300	Roller			Polyolefin	S4004-A41E-PO-RB	2.38	R4004-R40D-PO-RB	1.85
		300	Delrin			ProTech™	S4004-A41E-PROF-DB	2.36	R4004-R40D-PROF-DB	1.83
		300	Roller			ProTech™	S4004-A41E-PROF-RB	2.54	R4004-R40D-PROF-RB	2.01
		300	Steel			RollIX™	S4004-A41E-RX	2.51	R4004-R40D-RX	1.98
		300	Roller			RollIX™	S4004-A41E-RX-RB	2.75	R4004-R40D-RX-RB	2.22
		300	Delrin			Solid Steel	S4004-A41E-SS-DB	4.22	R4004-R40D-SS-DB	3.69
		300	Roller			Solid Steel	S4004-A41E-SS-RB	4.40	R4004-R40D-SS-RB	3.87
		300	Delrin			Envirothane™	S4004-A41E-U-DB	2.48	R4004-R40D-U-DB	1.95
		300	Roller			Envirothane™	S4004-A41E-U-RB	2.66	R4004-R40D-U-RB	2.13
		300	Delrin			Envirothane™ Grey	S4004-A41E-UG-DB	2.48	R4004-R40D-UG-DB	1.95
		300	Roller			Envirothane™ Grey	S4004-A41E-UG-RB	2.66	R4004-R40D-UG-RB	2.13
		300	Delrin			V Groove	S4004-A41E-VG-DB	4.46	R4004-R40D-VG-DB	3.93
300	Roller	V Groove	S4004-A41E-VG-RB	4.64	R4004-R40D-VG-RB	4.11				

PLATE DIAGRAMS

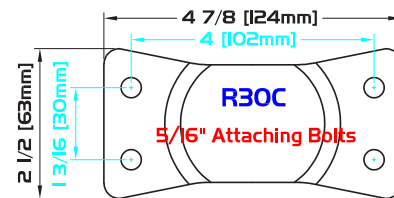
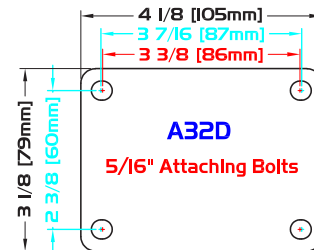
SWIVEL PLATE FOR 4003: A32D
 RIGID PLATE FOR 4003: R30C

SWIVEL PLATE FOR 4004: A41E
 RIGID PLATE FOR 4004: R40D

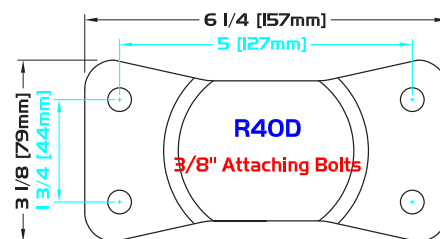
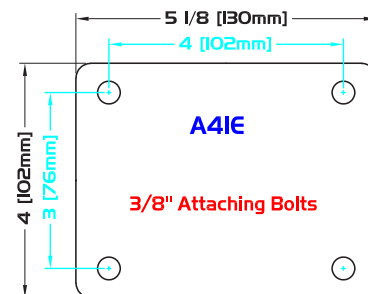
SPECIFICATIONS

	LEG SPACING	KINGPIN	RACEWAY	AXLE	YOKE & PLATE
4125	11/16"	21/64"	5/32"	3/16" Rivet	Hardened
4002	1"	9/16"	3/16"	1/4"	Soft
4025	1 7/16"	3/4"	7/32"	5/16"	Soft
4003	1 5/8"	3/4"	1/4"	3/8"	Soft
4004	2"	7/8"	3/8"	3/8"	Soft

For 4003 Caster



For 4004 Caster





5000 SERIES

350LBS



FEATURES

KINGPIN: 9/16" diameter coined rivet
RACEWAY: 1/4" diameter upper race; 1/4" diameter lower race
BUSHING: Ball, delrin, nylon, roller or steel bearing
AXLE&NUT: 3/8" diameter axle and lock nut

FINISH: Corrosion resistant bright zinc
HARDENED: Washers
SPECIAL: Wide variety of tread sizes and stems available
LEG SPACING: 1 3/4"

EXCELLENT FOR:

- Medium duty uses
- Stock trucks
- Mobile warehousing equipment
- Institutional uses
- Housekeeping & linen carts
- Material handling equipment
- Bakery equipment
- Hospital & medical equipment
- Store fixtures

OPTIONS:

- TLB Top Locking Brake
- TLB1 ALGrip
- BB Ball Bearing (PLY, PROF, SR, SRG, U and UG)
- DB Delrin Bearing
- RB Roller Bearing (available in 1 1/2" tread wheels)
- C Raceway Seal
- EXP Expandable Stems
- HO Bolt Hole (for threaded stems)
- HT Heat Treated Yoke
- TG Thread Guards
- Z Zerk in Axle

FINISHES:

- 50?1 Brass
 - 50?2 Chrome
 - 50?4 Black
 - 50?5 Yellow Chromate
- Inquiries on other finishes welcome

SPECIAL:

- Moisture friendly
- Maintenance free



WHEEL		CASTER				PART NUMBER					
Diameter	Tread Width	Capacity Lbs.	Bearing Type	Swivel Radius	Overall Height	Wheel Type	Swivel	Caster Weight (lbs)	Rigid	Caster Weight (lbs)	
3"	1 1/4"	200	Steel	2 7/8"	4"	High Temp Phenolic (475°)	S5033-***-HTPH	1.40	R5033-***-HTPH	1.09	
		200	Nylon			Soft Rubber	S5033-***-SR	1.38	R5033-***-SR	1.06	
		225	Plain			ProTech™ Flat	S5033-***-PROF	1.15	R5033-***-PROF	0.84	
		225	Ball			ProTech™ Flat	S5033-***-PROF-BB	1.30	R5033-***-PROF-BB	0.98	
		225	Ball			ProTech™ Flat Blue	S5033-***-PROFB-BB	1.30	R5033-***-PROFB-BB	0.98	
		250	Nylon			Hard Rubber	S5033-***-HR	1.38	R5033-***-HR	1.06	
		250	Steel			Hard Rubber Grey	S5033-***-HRG	1.46	R5033-***-HRG	1.15	
		250	Plain			Polyolefin	S5033-***-PO	1.06	R5033-***-PO	0.74	
		250	Nylon			Soft Rubber Grey	S5033-***-SRG	1.41	R5033-***-SRG	1.10	
		300	Steel			Solid Steel	S5033-***-SS	1.90	R5033-***-SS	1.59	
		300	Steel			V Groove	S5033-***-VG	2.20	R5033-***-VG	1.89	
		350	Steel			Lava™	S5033-***-1 1/2LV	1.39	R5033-***-1 1/2LV	1.08	
		350	Steel			Phenolic	S5033-***-PH	1.29	R5033-***-PH	0.98	
		350	Steel			RollX™	S5033-***-1 1/2RX	1.39	R5033-***-1 1/2RX	1.07	
		350	Nylon			Envirothane™	S5033-***-U	1.23	R5033-***-U	0.92	
		350	Nylon			Envirothane™ Grey	S5033-***-UG	1.23	R5033-***-UG	0.92	
4"	1 1/4"	250	Steel	3 5/16"	5"	Hard Rubber	S5043-***-HR	2.20	R5043-***-HR	1.51	
		250	Steel			Hard Rubber Grey	S5043-***-HRG	2.20	R5043-***-HRG	1.51	
		250	Steel			High Temp Phenolic (475°)	S5043-***-HTPH	2.22	R5043-***-HTPH	1.52	
		250	Annular			Maldon Alum. Rubber	S5043-***-MAR-AB	2.06	R5043-***-MAR-AB	1.36	
		250	Nylon			Soft Rubber	S5043-***-SR	2.03	R5043-***-SR	1.34	
		250	Nylon			Soft Rubber Grey	S5043-***-SRG	2.03	R5043-***-SRG	1.34	
		275	Plain			Polyolefin	S5043-***-1 1/2PO	1.54	R5043-***-1 1/2PO	0.84	
		275	Plain			ProTech™ Flat	S5043-***-PROF	1.68	R5043-***-PROF	1.00	
		275	Ball			ProTech™ Flat	S5043-***-PROF-BB	1.84	R5043-***-PROF-BB	1.14	
		275	Ball			ProTech™ Flat Blue	S5043-***-PROFB-BB	1.84	R5043-***-PROFB-BB	1.14	
		300	Ball			Maldon Poly. Urethane	S5043-***-PLY-BB-TG	1.86	R5043-***-PLY-BB-TG	1.16	
		300	Steel			Solid Steel	S5043-***-SS	3.21	R5043-***-SS	2.52	
		350	Steel			Lava™	S5043-***-1 1/2LV	2.03	R5043-***-1 1/2LV	1.34	
		350	Steel			Phenolic	S5043-***-PH	2.00	R5043-***-PH	1.31	
		350	Steel			RollX™	S5043-***-1 1/2RX	2.03	R5043-***-1 1/2RX	1.33	
		350	Nylon			Envirothane™	S5043-***-U	1.80	R5043-***-U	1.11	
350	Nylon	Envirothane™ Grey	S5043-***-UG	1.80	R5043-***-UG	1.11					
	1 3/8"	250	Precision	3 5/16"	5"	Alprene	S5043-***-APR-PB-TG	1.90	R5043-***-APR-PB-TG	1.20	
	1 1/2"	275	Precision	3 5/16"	5"	ProTech™ Crown - PB	S5043-***-1 1/2PRO-PB-TG	1.91	R5043-***-1 1/2PRO-PB-TG	1.21	

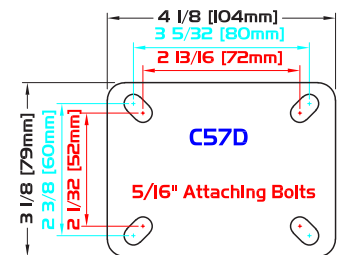
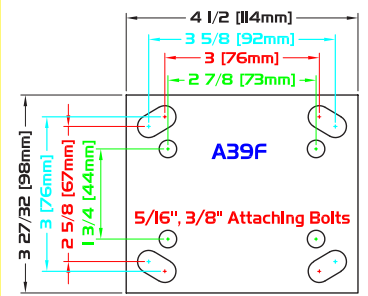
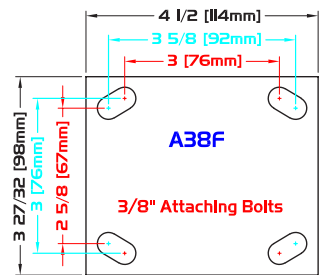
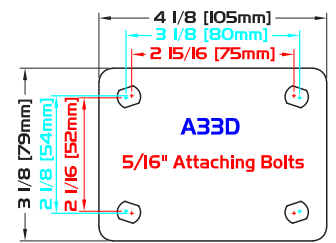
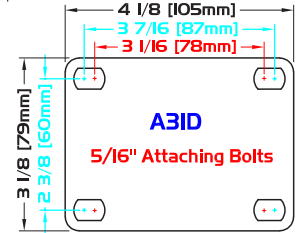
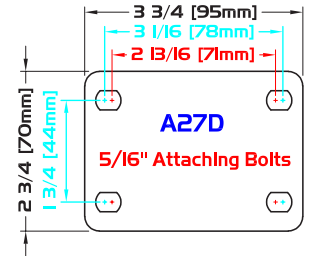
DUAL WHEEL



STANDARD PLATE: A27D

D - Plate Thickness: 3/32"

PLATE DIAGRAMS



WHEEL

CASTER

PART NUMBER

Diameter	Tread Width	Capacity Lbs.	Bearing Type	Swivel Radius	Overall Height	Wheel Type	Swivel	Caster Weight (lbs)	Rigid	Caster Weight (lbs)
5"	1 1/4"	250	Nylon	4 1/16"	6"	Hard Rubber	S5053-***-HR	2.67	R5053-***-HR	2.00
		250	Nylon			Soft Rubber	S5053-***-SR	2.70	R5053-***-SR	2.04
		250	Nylon			Soft Rubber Grey	S5053-***-SRG	2.70	R5053-***-SRG	2.04
		275	Annular			Moldon Alum. Rubber	S5053-***-MAR-AB	2.44	R5053-***-MAR-AB	1.76
		275	Plain			Polyolefin	S5053-***-1 1/2PO	1.90	R5053-***-1 1/2PO	1.23
		275	Nylon			ProTech™ Flat	S5053-***-PROF	2.49	R5053-***-PROF	1.83
		275	Ball			ProTech™ Flat	S5053-***-PROF-BB	2.10	R5053-***-PROF-BB	1.43
		275	Ball			ProTech™ Flat Blue	S5053-***-PROFB-BB	2.10	R5053-***-PROFB-BB	1.43
		300	Steel			High Temp Phenolic (475°)	S5053-***-HTPH	2.92	R5053-***-HTPH	2.26
		300	Ball			Moldon Poly. Urethane	S5053-***-PLY-BB-TG	2.17	R5053-***-PLY-BB-TG	1.50
		350	Plain			Lava™	S5053-***-1 1/2LV	2.42	R5053-***-1 1/2LV	1.76
		350	Steel			Phenolic	S5053-***-PH	2.57	R5053-***-PH	1.91
		350	Plain			RollX™	S5053-***-1 1/2RX	2.42	R5053-***-1 1/2RX	1.75
		350	Steel			Solid Steel	S5053-***-SS	3.54	R5053-***-SS	2.88
		350	Nylon			Envirothane™	S5053-***-U	3.00	R5053-***-U	2.33
		350	Nylon			Envirothane™ Grey	S5053-***-UG	3.00	R5053-***-UG	2.33
6"	1 1/2"	325	Precision	4 1/2"	7"	ProTech™ Black Crown - PB	S5053-***-1 1/2PROBL-PB-TG	2.13	R5053-***-1 1/2PROBL-PB-TG	1.47
		350	Roller			High Temp Phenolic (475°)	S5063-***-1 1/2HTPH-RB	3.62	R5063-***-1 1/2HTPH-RB	2.94
		350	Delrin			Moldon Alum. Urethane	S5063-***-1 1/2MAU-DB	3.00	R5063-***-1 1/2MAU-DB	2.32
		350	Roller			Moldon Alum. Urethane	S5063-***-1 1/2MAU-RB	3.20	R5063-***-1 1/2MAU-RB	2.52
		350	Delrin			Moldon Poly. Urethane	S5063-***-1 1/2MPU-DB	2.60	R5063-***-1 1/2MPU-DB	1.92
		350	Roller			Moldon Poly. Urethane	S5063-***-1 1/2MPU-RB	2.80	R5063-***-1 1/2MPU-RB	2.12
		350	Delrin			Moldon Rubber	S5063-***-1 1/2MR-DB	4.52	R5063-***-1 1/2MR-DB	3.84
		350	Roller			Moldon Rubber	S5063-***-1 1/2MR-RB	4.72	R5063-***-1 1/2MR-RB	4.04
		350	Delrin			Nyrol™	S5063-***-1 1/2NYN-DB	2.74	R5063-***-1 1/2NYN-DB	2.06
		350	Roller			Nyrol™	S5063-***-1 1/2NYN-RB	2.94	R5063-***-1 1/2NYN-RB	2.26
		350	Delrin			Phenolic	S5063-***-1 1/2PH-DB	2.88	R5063-***-1 1/2PH-DB	2.20
		350	Roller			Phenolic	S5063-***-1 1/2PH-RB	3.08	R5063-***-1 1/2PH-RB	2.40
		350	Delrin			Polyolefin	S5063-***-1 1/2PO-DB	2.50	R5063-***-1 1/2PO-DB	1.82
		350	Roller			Polyolefin	S5063-***-1 1/2PO-RB	2.70	R5063-***-1 1/2PO-RB	2.02
		350	Delrin			ProTech™ Flat	S5063-***-1 1/2PROF-DB	2.44	R5063-***-1 1/2PROF-DB	1.76
		350	Roller			ProTech™ Flat	S5063-***-1 1/2PROF-RB	2.64	R5063-***-1 1/2PROF-RB	1.96
350	Delrin	Solid Steel	S5063-***-1 1/2SS-DB	5.70	R5063-***-1 1/2SS-DB	5.02				
350	Roller	Solid Steel	S5063-***-1 1/2SS-RB	5.90	R5063-***-1 1/2SS-RB	5.22				
350	Delrin	Envirothane™	S5063-***-1 1/2U-DB	2.88	R5063-***-1 1/2U-DB	2.20				
350	Roller	Envirothane™	S5063-***-1 1/2U-RB	3.08	R5063-***-1 1/2U-RB	2.40				
350	Delrin	Envirothane™ Grey	S5063-***-1 1/2UG-DB	2.88	R5063-***-1 1/2UG-DB	2.20				
350	Precision	Envirothane™ Grey	S5063-***-1 1/2UG-PB	3.17	R5063-***-1 1/2UG-PB	2.49				
350	Roller	Envirothane™ Grey	S5063-***-1 1/2UG-RB	3.08	R5063-***-1 1/2UG-RB	2.40				
350	Delrin	Moldon Urethane	S5063-***-1 1/2UR-DB	4.68	R5063-***-1 1/2UR-DB	4.00				
350	Roller	Moldon Urethane	S5063-***-1 1/2UR-RB	4.88	R5063-***-1 1/2UR-RB	4.20				

* Caster weight based on Standard Plate

STEMS

EXPANDABLE LENGTH:
METRIC LENGTH:
THREADED LENGTH:

vary
4"
vary

ROUND LENGTH:
BOLT HOLE DIAMETER:

4"
vary



RD EXP Stem



SQ EXP Stem



Metric Stem



Threaded Stem



Round Stem

EXPANDABLE ROUND STEMS

***	DIAMETER	LENGTH	TYPE
3/4RDEXP	3/4"	3 1/8"	Rubber
7/8RDEXP	7/8"	3 1/8"	Rubber
1RDEXP	1"	4 1/4"	Rubber
1 1/8RDEXP	1 1/8"	4 1/4"	Rubber
1 3/8RDEXP	1 3/8"	4 1/4"	Rubber
1 1/2RDEXP	1 1/2"	4 1/4"	Rubber

EXPANDABLE SQUARE STEMS

***	DIAMETER	LENGTH	TYPE
3/4SQEXP	3/4"	3 1/8"	Rubber
7/8SQEXP	7/8"	3 1/8"	Rubber
1SQEXP	1"	4 1/4"	Rubber
1 1/8SQEXP	1 1/8"	4 1/4"	Rubber
1 3/8SQEXP	1 3/8"	4 1/4"	Rubber
1 1/2SQEXP	1 1/2"	4 1/4"	Rubber

METRIC STEMS

***	DIAMETER	THREAD SIZE	LENGTH
M12-1.75X4HO	12mm	1.75	4"
M14-2X4HO	14mm	2.0	4"
M16-2X4HO	16mm	2.0	4"
M18-2.5X4HO	18mm	2.5	4"
M20-2.5X4HO	20mm	2.5	4"
M22-2.5X4HO	22mm	2.5	4"
M24-3X4HO	24mm	3.0	4"
M27-3X4HO	27mm	3.0	4"

THREADED STEMS

***	DIAMETER	LENGTH	TYPE
3/8-16X?HO	3/8"	ANY	NC
3/8-24X?HO	3/8"	ANY	NF
7/16-14X?HO	7/16"	ANY	NC
7/16-20X?HO	7/16"	ANY	NF
1/2-13X?HO	1/2"	ANY	NC
1/2-20X?HO	1/2"	ANY	NF
5/8-11X?HO	5/8"	ANY	NC
5/8-18X?HO	5/8"	ANY	NF

ROUND STEMS

***	DIAMETER	LENGTH	TYPE
750X4	3/4"	4"	Plain
875X4	7/8"	4"	Plain
1.000X4	1"	4"	Plain

BOLT HOLES

BOLT HOLES

***	DIAMETER
3/8HOLE	3/8"
7/16HOLE	7/16"
1/2HOLE	1/2"
5/8HOLE	5/8"



Bolt Hole





5200 SERIES

300LBS



FEATURES

KINGPIN: 9/16" diameter coined rivet
RACEWAY: 1/4" diameter upper race; 3/16" diameter lower race; hardened steel load bearings
BUSHING: Nylon, steel or ball bearing

AXLE&NUT: 3/8" axle and lock nut
FINISH: Corrosion resistant bright zinc
SPECIAL: Metal dust cover protects swivel raceway. Moisture friendly.
LEG SPACING: 1 5/8"



EXCELLENT FOR:

- Bakery equipment
- Kitchen dollies
- Hospital and medical equipment
- Housekeeping and linen carts
- Material handling equipment

OPTIONS:

- PWB Pedal Wheel Brake
- TLB Top Locking Brake
- BB Ball Bearing (PROF, SR, SRG, U and UG)
- RB Roller Bearing (available in 1 1/2" tread wheels)
- TG Thread Guards
- Z Zerk Axle

FINISHES:

- 52?2 Chrome
 - 52?4 Black
 - 52?5 Yellow Chromate
- Inquiries on other finishes welcome

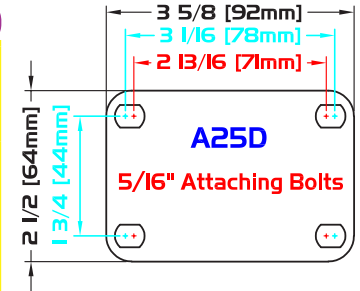
WHEEL		CASTER				PART NUMBER					
Diameter	Tread Width	Capacity Lbs.	Bearing Type	Swivel Radius	Overall Height	Wheel Type	Swivel	Caster Weight (lbs)	Rigid	Caster Weight (lbs)	
3"	1 1/4"	200	Steel	3"	4 1/16"	High Temp Phenolic (475°)	SS5203-A25D-HTPH	1.79	R5203-A25D-HTPH	1.10	
		200	Nylon			Soft Rubber	SS5203-A25D-SR	1.79	R5203-A25D-SR	1.10	
		225	Plain			ProTech™ Flat	SS5203-A25D-PROF	1.56	R5203-A25D-PROF	0.87	
		225	Ball			ProTech™ Flat	SS5203-A25D-PROF-BB	1.71	R5203-A25D-PROF-BB	1.02	
		250	Ball			ProTech™ Flat Blue	SS5203-A25D-PROFB-BB	1.71	R5203-A25D-PROFB-BB	1.02	
		250	Nylon			Hard Rubber	SS5203-A25D-HR	1.79	R5203-A25D-HR	1.10	
		250	Steel			Hard Rubber Grey	SS5203-A25D-HRG	1.85	R5203-A25D-HRG	1.16	
		250	Plain			Polyolefin	SS5203-A25D-PO	1.47	R5203-A25D-PO	0.78	
		250	Steel			Soft Rubber Grey	SS5203-A25D-SRG	1.77	R5203-A25D-SRG	1.08	
		300	Steel			Lava™	SS5203-A25D-1 1/2LV	1.74	R5203-A25D-1 1/2LV	1.05	
		300	Steel			Phenolic	SS5203-A25D-PH	1.68	R5203-A25D-PH	1.00	
		300	Plain			RollX™	SS5203-A25D-1 1/2RX	1.74	R5203-A25D-1 1/2RX	1.05	
		300	Steel			Solid Steel	SS5203-A25D-SS	2.31	R5203-A25D-SS	1.62	
		300	Nylon			Envirothane™	SS5203-A25D-U	1.65	R5203-A25D-U	0.96	
300	Nylon	Envirothane™ Grey	SS5203-A25D-UG	1.65	R5203-A25D-UG	0.96					
3 1/2"	1 1/4"	250	Nylon	3 1/4"	4 5/8"	Hard Rubber	SS5235-A25D-HR	2.03	R5235-A25D-HR	1.39	
		250	Annular			Maldon Alum. Rubber	SS5235-A25D-MAR-AB	1.96	R5235-A25D-MAR-AB	1.32	
		250	Ball			Maldon Poly. Urethane	SS5235-A25D-PLY-BB-TG	1.84	R5235-A25D-PLY-BB-TG	1.20	
		250	Nylon			Soft Rubber	SS5235-A25D-SR	1.95	R5235-A25D-SR	1.31	
4"	1 1/4"	250	Steel	3 1/2"	5 1/8"	Hard Rubber	SS5204-A25D-HR	2.37	R5204-A25D-HR	1.61	
		250	Steel			Hard Rubber Grey	SS5204-A25D-HRG	2.37	R5204-A25D-HRG	1.61	
		250	Steel			High Temp Phenolic (475°)	SS5204-A25D-HTPH	2.38	R5204-A25D-HTPH	1.62	
		250	Annular			Maldon Alum. Rubber	SS5204-A25D-MAR-AB	2.25	R5204-A25D-MAR-AB	1.50	
		250	Plain			Polyolefin	SS5204-A25D-1 1/2PO	1.77	R5204-A25D-1 1/2PO	1.01	
		250	Steel			Soft Rubber	SS5204-A25D-SR	2.21	R5204-A25D-SR	1.45	
		250	Steel			Soft Rubber Grey	SS5204-A25D-SRG	2.21	R5204-A25D-SRG	1.45	
		275	Plain			ProTech™ Flat	SS5204-A25D-PROF	1.87	R5204-A25D-PROF	1.11	
		275	Ball			ProTech™ Flat	SS5204-A25D-PROF-BB	2.03	R5204-A25D-PROF-BB	1.27	
		275	Ball			ProTech™ Flat Blue	SS5204-A25D-PROFB-BB	2.03	R5204-A25D-PROFB-BB	1.27	
		300	Steel			Lava™	SS5204-A25D-1 1/2LV	2.21	R5204-A25D-1 1/2LV	1.45	
		300	Steel			Phenolic	SS5204-A25D-PH	2.17	R5204-A25D-PH	1.41	
		300	Ball			Maldon Poly. Urethane	SS5204-A25D-PLY-BB-TG	2.05	R5204-A25D-PLY-BB-TG	1.29	
		300	Plain			RollX™	SS5204-A25D-1 1/2RX	2.21	R5204-A25D-1 1/2RX	1.45	
300	Steel	Solid Steel	SS5204-A25D-SS	3.40	R5204-A25D-SS	2.64					
300	Nylon	Envirothane™	SS5204-A25D-U	2.00	R5204-A25D-U	1.23					
300	Nylon	Envirothane™ Grey	SS5204-A25D-UG	2.00	R5204-A25D-UG	1.23					

PLATE DIAGRAMS

STANDARD PLATE: A25D

D - Plate Thickness: 3/32"

WHEEL		CASTER				PART NUMBER					
Diameter	Tread Width	Capacity Lbs.	Bearing Type	Swivel Radius	Overall Height	Wheel Type	Swivel	Caster Weight (lbs)	Rigid	Caster Weight (lbs)	
5"	1 1/4"	250	Steel	4"	6 3/16"	Hard Rubber	S5205-A25D-HR	2.77	R5205-A25D-HR	2.07	
		250	Plain			Polyolefin	S5205-A25D-PO	1.90	R5205-A25D-PO	1.20	
		250	Steel			Soft Rubber	S5205-A25D-SR	2.69	R5205-A25D-SR	2.00	
		250	Steel			Soft Rubber Grey	S5205-A25D-SRG	2.69	R5205-A25D-SRG	2.00	
		275	Annular			Moldon Alum. Rubber	S5205-A25D-MAR-AB	2.52	R5205-A25D-MAR-AB	1.82	
		275	Plain			ProTech™ Flat	S5205-A25D-PROF	2.01	R5205-A25D-PROF	1.31	
		275	Ball			ProTech™ Flat	S5205-A25D-PROF-BB	2.18	R5205-A25D-PROF-BB	1.48	
		275	Ball			ProTech™ Flat Blue	S5205-A25D-PROFB-BB	2.18	R5205-A25D-PROFB-BB	1.48	
		300	Steel			High Temp Phenolic (475°)	S5205-A25D-HTPH	2.98	R5205-A25D-HTPH	2.28	
		300	Plain			Lava™	S5205-A25D-1 1/2LV	2.50	R5205-A25D-1 1/2LV	1.80	
		300	Steel			Phenolic	S5205-A25D-PH	2.63	R5205-A25D-PH	1.93	
		300	Ball			Moldon Poly. Urethane	S5205-A25D-PLY-BB-TG	2.25	R5205-A25D-PLY-BB-TG	1.55	
		300	Plain			RollX™	S5205-A25D-1 1/2RX	2.50	R5205-A25D-1 1/2RX	1.80	
		300	Steel			Solid Steel	S5205-A25D-SS	3.62	R5205-A25D-SS	2.92	
		300	Nylon			Envirothane™	S5205-A25D-U	2.26	R5205-A25D-U	1.56	
		300	Nylon			Envirothane™ Grey	S5205-A25D-UG	2.26	R5205-A25D-UG	1.56	



PWB Pedal Wheel Brake





5300 SERIES

400 LBS



FEATURES

KINGPIN: 9/16" diameter coined rivet
RACEWAY: 1/4" diameter upper & lower race hardened steel load bearings.
BUSHING: Roller bearings with drilled hardened steel spanner bushing and steel side washers.

AXLE&NUT: 3/8" axle and lock nut
FINISH: Corrosion resistant bright zinc
HARDENED: Washers
LEG SPACING: 2 1/4"
SPECIAL: Wide wheel accommodates for those heavy loads.

EXCELLEN FOR:

- Housekeeping & linen carts
- Kitchen dollies
- Bakery equipment
- Hospital & medical equipment
- Store fixtures
- Medium duty uses
- Stock trucks
- Mobile warehousing equipment
- Institutional uses



OPTIONS:

- TLB Top Locking Brake
- TG Thread Guards
- DB Delrin Bearing
- NB Nylon Roller Bearing
- PB Precision Ball Bearing
- RBC Caged Roller Bearing
- C Raceway Seal
- EXP Expandable Stems
- HO Bolt Hole (for threaded stems)
- HT Heat Treated Yoke
- SWH Heat-treated Side Washers
- Z Zerk in Axle

FINISHES:

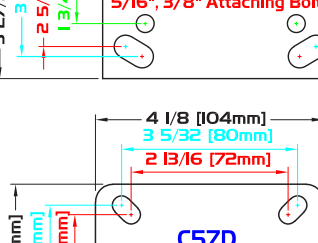
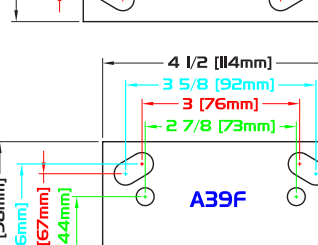
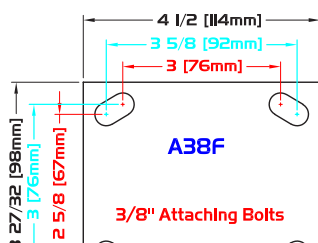
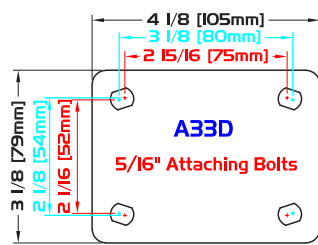
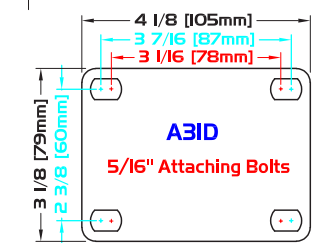
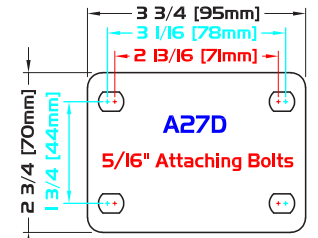
- 53?1 Brass
 - 53?2 Chrome
 - 53?4 Black
- Inquiries on other finishes welcome

WHEEL		CASTER				PART NUMBER					
Diameter	Tread Width	Capacity Lbs.	Bearing Type	Swivel Radius	Overall Height	Wheel Type	Swivel	Caster Weight (lbs)	Rigid	Caster Weight (lbs)	
4"	2"	300	Roller	3 3/8"	5"	Moldon Rubber	S5343-***-MR-RB	4.42	R5343-***-MR-RB	3.87	
		300	Roller			ProTech™ Crown	S5343-***-PRO-RB	2.42	R5343-***-PRO-RB	1.87	
		400	Roller			ALTHANE™	S5343-***-ALT-RB	2.34	R5343-***-ALT-RB	1.79	
		400	Roller			High Temp Phenolic (475°)	S5343-***-HTPH-RB	3.03	R5343-***-HTPH-RB	2.48	
		400	Roller			Lava™	S5343-***-LV-RB	2.35	R5343-***-LV-RB	1.80	
		400	Roller			Lava™-WOW	S5343-***-LVW-RB	2.61	R5343-***-LVW-RB	2.06	
		400	Roller			Moldon Alum. Rubber	S5343-***-MAR-RB	2.92	R5343-***-MAR-RB	2.37	
		400	Roller			Moldon Alum. Urethane	S5343-***-MAU-RB	2.72	R5343-***-MAU-RB	2.17	
		400	Roller			Moldon Poly. Urethane	S5343-***-MPU-RB	2.50	R5343-***-MPU-RB	1.95	
		400	Roller			Nyroll™	S5343-***-NYN-RB	2.50	R5343-***-NYN-RB	1.95	
		400	Roller			Phenolic	S5343-***-PH-RB	2.73	R5343-***-PH-RB	2.18	
		400	Roller			Polyolefin	S5343-***-POX-RB	2.14	R5343-***-POX-RB	1.59	
		400	Roller			RollX™	S5343-***-RX-RB	2.35	R5343-***-RX-RB	1.80	
		400	Roller			RollX™-WOW	S5343-***-RXW-RB	2.61	R5343-***-RXW-RB	2.06	
		400	Roller			Solid Steel	S5343-***-SS-RB	4.32	R5343-***-SS-RB	3.77	
		400	Roller			Envirothane™	S5343-***-U-RB	2.54	R5343-***-U-RB	2.00	
		400	Precision			Envirothane™ Grey - PB	S5343-***-UG-PB	2.54	R5343-***-UG-PB	2.00	
		400	Roller			Envirothane™ Grey - RB	S5343-***-UG-RB	2.54	R5343-***-UG-RB	2.00	
		400	Roller			Moldon Urethane	S5343-***-UR-RB	4.02	R5343-***-UR-RB	3.47	
		400	Roller			V Groove	S5343-***-VG-RB	5.34	R5343-***-VG-RB	4.79	
5"	2"	350	Steel	4"	6"	Soft Rubber	S5353-***-SR	3.43	R5353-***-SR	2.80	
		350	Roller			Soft Rubber	S5353-***-SR-RB	3.65	R5353-***-SR-RB	3.02	
		375	Roller			Polyolefin	S5353-***-PO	1.91	R5353-***-PO	1.28	
		375	Roller			ProTech™ Crown	S5353-***-PRO-RB	2.86	R5353-***-PRO-RB	2.23	
		400	Roller			ALTHANE™	S5353-***-ALT-RB	2.72	R5353-***-ALT-RB	2.09	
		400	Roller			Ductile Iron Crowned	S5353-***-DIC-RB	5.94	R5353-***-DIC-RB	5.31	
		400	Roller			High Temp Phenolic (475°)	S5353-***-HTPH-RB	3.32	R5353-***-HTPH-RB	2.69	
		400	Roller			Lava™	S5353-***-LV-RB	2.66	R5353-***-LV-RB	2.03	
		400	Roller			Lava™-WOW	S5353-***-LVW-RB	3.02	R5353-***-LVW-RB	2.39	
		400	Roller			Moldon Alum. Rubber	S5353-***-MAR-RB	3.32	R5353-***-MAR-RB	2.69	
		400	Roller			Moldon Alum. Urethane	S5353-***-MAU-RB	3.22	R5353-***-MAU-RB	2.59	
		400	Roller			Moldon Poly. Urethane Moldon	S5353-***-MPU-RB	3.10	R5353-***-MPU-RB	2.47	
		400	Roller			Rubber	S5353-***-MR-RB	4.54	R5353-***-MR-RB	3.91	
		400	Roller			Nyroll™	S5353-***-NYN-RB	2.96	R5353-***-NYN-RB	2.33	
		400	Roller			Phenolic	S5353-***-PH-RB	3.32	R5353-***-PH-RB	2.69	
		400	Roller			Polyolefin	S5353-***-POX-RB	2.37	R5353-***-POX-RB	1.74	
		400	Roller			RollX™	S5353-***-RX-RB	2.66	R5353-***-RX-RB	2.03	
		400	Roller			RollX™-WOW	S5353-***-RXW-RB	3.02	R5353-***-RXW-RB	2.39	
		400	Roller			Solid Steel	S5353-***-SS-RB	5.36	R5353-***-SS-RB	4.73	
		400	Roller			Envirothane™	S5353-***-U-RB	3.12	R5353-***-U-RB	2.49	
400	Precision	Envirothane™ Grey - PB	S5353-***-UG-PB	3.18	R5353-***-UG-PB	2.55					
400	Roller	Envirothane™ Grey - RB	S5353-***-UG-RB	3.12	R5353-***-UG-RB	2.49					
400	Roller	Moldon Urethane	S5353-***-UR-RB	5.16	R5353-***-UR-RB	4.53					
400	Roller	V Groove	S5353-***-VG-RB	6.38	R5353-***-VG-RB	5.75					

STANDARD PLATE: A27D

Plate Thickness: 3/32"

PLATE DIAGRAMS



WHEEL BEARING TYPE SWIVEL OVERALL HEIGHT WHEEL TYPE SWIVEL PART NUMBER RIGID CASTER WEIGHT (LBS) CASTER WEIGHT (LBS)

Diameter	Tread Width	Capacity Lbs.	Bearing Type	Swivel Radius	Overall Height	Wheel Type	Swivel	Caster Weight (lbs)	Rigid	Caster Weight (lbs)
6"	2"	400	Roller	4 5/8"	7"	ALThane™	S5363-***-ALT-RB	3.35	R5363-***-ALT-RB	2.75
		400	Roller			ALThane™-WOW	S5363-***-ALTWOW-RB	3.35	R5363-***-ALTWOW-RB	2.75
		400	Roller			Ductile Iron Crowned	S5363-***-DIC-RB	7.04	R5363-***-DIC-RB	6.44
		400	Roller			High Temp Phenolic (475°)	S5363-***-HTPH-RB	4.20	R5363-***-HTPH-RB	3.60
		400	Roller			Lava™	S5363-***-LV-RB	2.96	R5363-***-LV-RB	2.36
		400	Roller			Lava™-WOW	S5363-***-LVW-RB	3.26	R5363-***-LVW-RB	2.66
		400	Roller			Moldon Alum. Rubber	S5363-***-MAR-RB	3.92	R5363-***-MAR-RB	3.32
		400	Roller			Moldon Alum. Urethane	S5363-***-MAU-RB	3.88	R5363-***-MAU-RB	3.28
		400	Roller			Moldon Poly. Urethane	S5363-***-MPU-RB	3.70	R5363-***-MPU-RB	3.10
		400	Roller			Moldon Rubber	S5363-***-MR-RB	5.60	R5363-***-MR-RB	5.00
		400	Roller			Nyroll™	S5363-***-NYN-RB	3.51	R5363-***-NYN-RB	2.91
		400	Roller			Phenolic	S5363-***-PH-RB	4.20	R5363-***-PH-RB	3.60
		400	Roller			Polyolefin	S5363-***-POX-RB	2.61	R5363-***-POX-RB	2.01
		400	Roller			ProTech™ Crown	S5363-***-PRO-RB	3.24	R5363-***-PRO-RB	2.64
		400	Roller			ProTech™ Flat	S5363-***-PROF-RB	3.24	R5363-***-PROF-RB	2.64
		400	Roller			RollX™	S5363-***-RX-RB	2.96	R5363-***-RX-RB	2.36
		400	Roller			RollX™-WOW	S5363-***-RXW-RB	3.26	R5363-***-RXW-RB	2.66
		400	Roller			Solid Steel	S5363-***-SS-RB	6.58	R5363-***-SS-RB	5.98
		400	Roller			Envirothane™	S5363-***-U-RB	3.88	R5363-***-U-RB	3.28
		400	Precision			Envirothane™ Grey - PB	S5363-***-UG-PB	3.65	R5363-***-UG-PB	3.05
		400	Roller			Envirothane™ Grey - RB	S5363-***-UG-RB	3.88	R5363-***-UG-RB	3.28
		400	Precision			Envirothane™ Grey Crowned- PB	S5363-***-UGC-PB	3.60	R5363-***-UGC-PB	3.00
		400	Roller			Moldon Urethane	S5363-***-UR-RB	6.06	R5363-***-UR-RB	5.46
		400	Roller			V Groove	S5363-***-VG-RB	7.70	R5363-***-VG-RB	7.10

* Caster weight based on Standard Plate

STEMS

THREADED STEMS

***	DIAMETER	LENGTH	TYPE
1/2-13X4H0	1/2"	4"	NC
5/8-11X4H0	5/8"	4"	NC
3/4-10X4H0	3/4"	4"	NC
7/8-9X4H0	7/8"	4"	NC
1-8X4H0	1"	4"	NC



Threaded Stem

ROUND STEMS

***	DIAMETER	LENGTH	TYPE
500 X 4	1/2"	4"	Plain
625 X 4	5/8"	4"	Plain
750 X 4	3/4"	4"	Plain
875 X 4	7/8"	4"	Plain
1.000 X 4	1"	4"	Plain
1.375 X 4	1 3/8"	4"	Plain



Round Stem


BOLT HOLES

***	DIAMETER
3/8HOLE	3/8"
7/16HOLE	7/16"
1/2HOLE	1/2"
5/8HOLE	5/8"



Bolt Hole

EXPANDABLE STEMS



See Page 60 for Expandable Stem sizes.



5400 SERIES

550 LBS



FEATURES

KINGPIN: 9/16" diameter rivet
RACEWAY: 1/4" diameter upper race; 1/4" diameter lower race (equal diameter raceway)
BUSHING: Roller bearing with drilled and hardened steel spanner bushing and side washers.

AXLE&NUT: 3/8" zerk axle and lock nut (excluding PB), 12mm axle and lock nut for 2 5/8" casters
FINISH: Corrosion resistant bright zinc
HARDENED: Yoke and washers
LEG SPACING: 1 3/4"

EXCELLENT FOR:

- Store fixtures
- Platform trucks
- Food service equipment
- Hotel equipment
- Small waste bins
- Large stock trucks
- Factory use
- Textile carts



OPTIONS:

- TLB Top Locking Brake
- TLB1 ALGrip
- TSB Thumb Screw Brake
- C Raceway Seal
- BB Ball Bearings
- DB Delrin Bearings
- EXP Expandable Stems (see 5000 series pg. 60)
- HO Bolt Hole (for threaded stems)
- NB Nylon Roller Bearings
- TG Thread Guards

FINISHES:

- 54?2 Chrome
 - 54?4 Black
- Inquiries on other finishes welcome

SPECIAL:

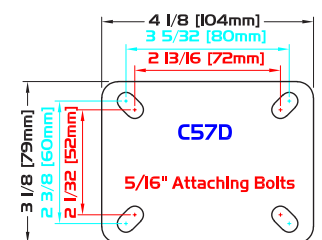
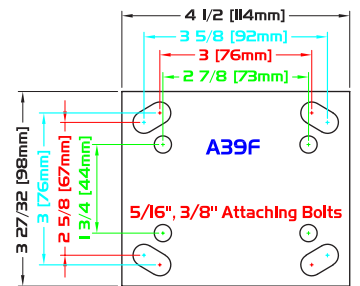
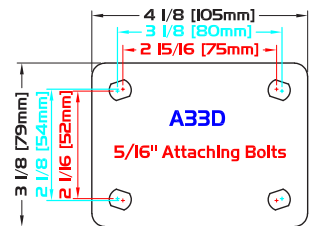
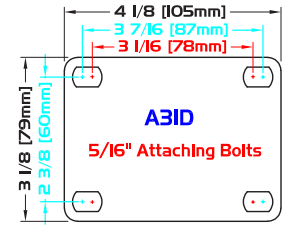
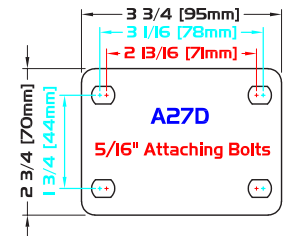
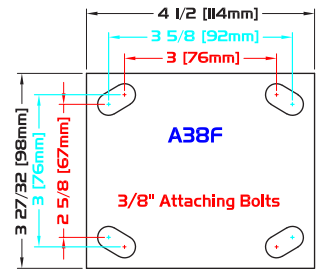
- One piece formed (Swivel)
- Moisture Friendly
- Maintenance free

WHEEL		CASTER				PART NUMBER				
Diameter	Tread Width	Capacity Lbs.	Bearing Type	Swivel Radius	Overall Height	Wheel Type	Swivel	Caster Weight (lbs)	Rigid	Caster Weight (lbs)
2 5/8"	1 1/2"	350	Roller	2 9/16"	3 11/16"	Polyolefin	SS4263-***-PO-RB	2.03	R54263-***-PO-RB	1.48
		400	Roller			RollX™	SS4263-***-RX-RB	2.15	R54263-***-RX-RB	1.60
		400	Roller			Envirothane™	SS4263-***-U-RB	2.09	R54263-***-U-RB	1.54
		400	Roller			Envirothane™ Grey - RB	SS4263-***-UG-RB	2.09	R54263-***-UG-RB	1.54
3"	1 1/2"	400	Roller	2 7/8"	4 1/8"	Polyolefin	SS433-***-PO-RB	2.35	R5433-***-PO-RB	1.97
		400	Roller			Envirothane™	SS433-***-U-RB	2.45	R5433-***-U-RB	2.07
		400	Roller			Envirothane™ Grey	SS433-***-UG-RB	2.45	R5433-***-UG-RB	2.07
		500	Roller			Phenolic	SS433-***-PH-RB	2.58	R5433-***-PH-RB	2.20
		550	Roller			Lava™	SS433-***-LV-RB	2.50	R5433-***-LV-RB	2.12
		550	Roller			RollX™	SS433-***-RX-RB	2.50	R5433-***-RX-RB	2.12
		550	Roller			V Groove	SS433-***-VG-RB	3.72	R5433-***-VG-RB	3.34
		550	Roller							
4"	1 1/2"	250	Roller	3 5/16"	5 1/8"	Moldon Rubber	SS443-***-MR-RB	4.16	R5443-***-MR-RB	3.84
		275	Precision			ProTech™ Crown - PB	SS443-***-PRO-PB-TG	2.49	R5443-***-PRO-PB-TG	2.17
		325	Roller			ProTech™ Flat	SS443-***-PROF-RB	2.62	R5443-***-PROF-RB	2.30
		400	Roller			High Temp. Phenolic (475°)	SS443-***-HTPH-RB	3.03	R5443-***-HTPH-RB	2.71
		400	Roller			Polyolefin	SS443-***-PO-RB	2.46	R5443-***-PO-RB	2.15
		500	Roller			Moldon Poly. Urethane	SS443-***-MPU-RB	2.66	R5443-***-MPU-RB	2.34
		500	Roller			Envirothane™	SS443-***-U-RB	2.74	R5443-***-U-RB	2.41
		500	Precision			Envirothane™ Grey - PB	SS443-***-UG-PB	2.62	R5443-***-UG-PB	2.31
		500	Roller			Envirothane™ Grey - RB	SS443-***-UG-RB	2.74	R5443-***-UG-RB	2.42
		550	Roller			Lava™	SS443-***-LV-RB	2.83	R5443-***-LV-RB	2.51
		550	Roller			Moldon Alum. Urethane	SS443-***-MAU-RB	2.91	R5443-***-MAU-RB	2.59
		550	Roller			Nyroll™	SS443-***-NYN-RB	2.57	R5443-***-NYN-RB	2.25
		550	Roller			Phenolic	SS443-***-PH-RB	2.82	R5443-***-PH-RB	2.50
		550	Roller			RollX™	SS443-***-RX-RB	2.83	R5443-***-RX-RB	2.51
		550	Roller			Solid Steel	SS443-***-SS-RB	4.48	R5443-***-SS-RB	4.16
		550	Roller			Moldon Urethane	SS443-***-UR-RB	3.78	R5443-***-UR-RB	3.46
550	Roller	V Groove	SS443-***-VG-RB	4.70	R5443-***-VG-RB	4.40				
5"	1 1/2"	325	Precision	4 1/8"	6 1/8"	ProTech™ Black Crown - PB	SS453-***-PROBL-PB-TG	2.67	R5453-***-PROBL-PB-TG	2.33
		350	Roller			ProTech™ Flat	SS453-***-PROF-RB	2.86	R5453-***-PROF-RB	2.52
		350	Roller			Moldon Rubber	SS453-***-MR-RB	4.68	R5453-***-MR-RB	4.34
		400	Roller			High Temp. Phenolic (475°)	SS453-***-HTPH-RB	3.30	R5453-***-HTPH-RB	2.95
		450	Roller			Polyolefin	SS453-***-PO-RB	2.73	R5453-***-PO-RB	2.39
		550	Roller			Lava™	SS453-***-LV-RB	3.22	R5453-***-LV-RB	2.87
		550	Roller			Moldon Alum. Urethane	SS453-***-MAU-RB	3.38	R5453-***-MAU-RB	3.04
		550	Roller			Moldon Poly. Urethane	SS453-***-MPU-RB	3.06	R5453-***-MPU-RB	2.72
		550	Roller			Nyroll™	SS453-***-NYN-RB	2.86	R5453-***-NYN-RB	2.52
		550	Roller			Phenolic	SS453-***-PH-RB	3.34	R5453-***-PH-RB	3.00
		550	Roller			RollX™	SS453-***-RX-RB	3.21	R5453-***-RX-RB	2.87
		550	Roller			Solid Steel	SS453-***-SS-RB	5.22	R5453-***-SS-RB	4.88
		550	Roller			Envirothane™	SS453-***-U-RB	3.32	R5453-***-U-RB	2.98
		550	Precision			Envirothane™ Grey - PB	SS453-***-UG-PB	3.20	R5453-***-UG-PB	2.87
		550	Roller			Envirothane™ Grey - RB	SS453-***-UG-RB	3.32	R5453-***-UG-RB	2.98
		550	Roller			Moldon Urethane	SS453-***-UR-RB	4.92	R5453-***-UR-RB	4.58

STANDARD PLATE: **A38F**

Plate Thickness: 5/32"

PLATE DIAGRAMS



WHEEL

CASTER

PART NUMBER

Diameter	Tread Width	Capacity Lbs.	Bearing Type	Swivel Radius	Overall Height	Wheel Type	Swivel	Caster Weight (lbs)	Rigid	Caster Weight (lbs)
6"	1 1/2"	375	Roller	4 1/2"	7 1/16"	ProTech™ Flat	S5463-***-PROF-RB	3.37	R5463-***-PROF-RB	2.86
		450	Roller			Moldon Rubber	S5463-***-MR-RB	5.45	R5463-***-MR-RB	4.94
		500	Roller			High Temp. Phenolic (475°)	S5463-***-HTPH-RB	4.35	R5463-***-HTPH-RB	3.84
		550	Roller			Moldon Alum. Urethane	S5463-***-MAU-RB	3.93	R5463-***-MAU-RB	3.42
		550	Roller			Moldon Poly. Urethane	S5463-***-MPU-RB	3.53	R5463-***-MPU-RB	3.02
		550	Roller			Nyrol™	S5463-***-NYN-RB	3.67	R5463-***-NYN-RB	3.16
		550	Roller			Phenolic	S5463-***-PH-RB	3.81	R5463-***-PH-RB	3.30
		550	Roller			Polyolefin	S5463-***-PO-RB	3.43	R5463-***-PO-RB	2.92
		550	Roller			Solid Steel	S5463-***-SS-RB	6.63	R5463-***-SS-RB	6.12
		550	Roller			Envirothane™	S5463-***-U-RB	3.81	R5463-***-U-RB	3.30
		550	Precision			Envirothane™ Grey - PB	S5463-***-UG-PB	3.85	R5463-***-UG-PB	3.37
		550	Roller			Envirothane™ Grey - RB	S5463-***-UG-RB	3.81	R5463-***-UG-RB	3.30
		550	Roller			Moldon Urethane	S5463-***-UR-RB	5.61	R5463-***-UR-RB	5.10

* Caster weight based on Standard Plate

STEMS

THREADED STEMS

***	DIAMETER	LENGTH	TYPE
3/8-16X?HO	3/8"	ANY	NC
3/8-24X?HO	3/8"	ANY	NF
7/16-14X?HO	7/16"	ANY	NC
7/16-20X?HO	7/16"	ANY	NF
1/2-13X?HO	1/2"	ANY	NC
1/2-20X?HO	1/2"	ANY	NF
5/8-11X?HO	5/8"	ANY	NC
5/8-18X?HO	5/8"	ANY	NF



Threaded Stem

METRIC STEMS

***	DIAMETER	THREAD SIZE	LENGTH
M12-1.75X4HO	12mm	1.75	4"
M14-2X4HO	14mm	2.0	4"
M16-2X4HO	16mm	2.0	4"
M18-2.5X4HO	18mm	2.5	4"
M20-2.5X4HO	20mm	2.5	4"
M22-2.5X4HO	22mm	2.5	4"
M24-3X4HO	24mm	3.0	4"
M27-3X4HO	27mm	3.0	4"



Metric Stem

ROUND STEMS

***	DIAMETER	LENGTH	TYPE
750 X 4	3/4"	4"	Plain
875 X 4	7/8"	4"	Plain
1.000 X 4	1"	4"	Plain



Round Stem

BOLT HOLES

BOLT HOLES

***	DIAMETER
3/8HOLE	3/8"
7/16HOLE	7/16"
1/2HOLE	1/2"
5/8HOLE	5/8"



Bolt Hole



6400 SERIES

Special stems & plates available (see 6403 series)

675LBS



FEATURES

KINGPIN: 9/16" diameter nut and bolt coined
RACEWAY: 5/16" diameter upper race; 1/4" diameter lower race; hardened steel load bearings
BUSHING: Roller bearings with drilled hardened steel spanner bushing and plastic side washers

AXLE&NUT: 1/2" zerk axle and lock nut (except with PB)
FINISH: Corrosion resistant bright zinc
LUBRICATION: Grease nipple in lower race
HARDENED: Work hardened double ball race
LEG SPACING: 2"

EXCELLENT FOR:

- Medium duty platform trucks
- Small Garbage bins
- Food service equipment
- Hotel
- Large stock carts



WHEEL CASTER PART NUMBER

OPTIONS:

- SLB Side Locking Brake
- TLB Top Locking Brake
- TLB1 ALGrip
- TSB Thumb Screw Brake
- BB Ball Bearing
- BR Bronze Bearing
- DB Delrin Bearing
- NB Nylon Roller Bearing
- PB Precision Ball Bearing
- RBC Caged Roller Bearing
- C Raceway Seal
- DW Double Welding
- SSW Steel Side Washer
- SWH Heat-treated Side Washer
- TG Thread Guards
- Z Zerk in Wheel

Diameter	Tread Width	Capacity Lbs.	Bearing Type	Swivel Radius	Overall Height	Wheel Type	Swivel	Caster Weight (lbs)	Rigid	Caster Weight (lbs)
4"	1 1/2"	250	Roller	3 9/16"	5 5/8"	Moldon Rubber	S6404-A38H-MR-RB	5.67	R6404-A38H-MR-RB	4.57
		325	Roller			ProTech™ Flat	S6404-A38H-PROF-RB	4.13	R6404-A38H-PROF-RB	3.03
		400	Roller			Polyolefin	S6404-A38H-PO-RB	3.97	R6404-A38H-PO-RB	2.87
		400	Roller			High Temp Phenolic (475°)	S6404-A38H-HTPH-RB	4.64	R6404-A38H-HTPH-RB	3.54
		500	Roller			Moldon Poly. Urethane	S6404-A38H-MPU-RB	4.17	R6404-A38H-MPU-RB	3.07
		500	Roller			Envirothane™	S6404-A38H-U-RB	4.25	R6404-A38H-U-RB	3.15
		500	Roller			Envirothane™ Grey - RB	S6404-A38H-UG-RB	4.25	R6404-A38H-UG-RB	3.15
		600	Roller			Nyroll™	S6404-A38H-NYN-RB	4.13	R6404-A38H-NYN-RB	3.03
		600	Roller			Phenolic	S6404-A38H-PH-RB	4.33	R6404-A38H-PH-RB	3.23
		600	Roller			Solid Steel	S6404-A38H-SS-RB	6.00	R6404-A38H-SS-RB	4.89
		600	Roller			Moldon Urethane	S6404-A38H-UR-RB	5.29	R6404-A38H-UR-RB	4.19
		600	Roller			V Groove	S6404-A38H-VG-RB	6.23	R6404-A38H-VG-RB	5.13
		675	Roller			Moldon Alum. Urethane	S6404-A38H-MAU-RB	4.42	R6404-A38H-MAU-RB	3.32
		675	Roller			Lava™	S6404-A38H-LV-RB	4.44	R6404-A38H-LV-RB	3.34
675	Roller	RollX™	S6404-A38H-RX-RB	4.34	R6404-A38H-RX-RB	3.24				
5"	1 1/2"	325	Roller	4 1/4"	6 1/2"	ProTech™ Flat	S6405-A38H-PROF-RB	4.27	R6405-A38H-PROF-RB	3.19
		350	Roller			Moldon Rubber	S6405-A38H-MR-RB	6.09	R6405-A38H-MR-RB	5.01
		400	Roller			High Temp Phenolic (475°)	S6405-A38H-HTPH-RB	4.80	R6405-A38H-HTPH-RB	3.72
		450	Roller			Polyolefin	S6405-A38H-PO-RB	4.13	R6405-A38H-PO-RB	3.05
		600	Roller			Moldon Poly. Urethane	S6405-A38H-MPU-RB	4.47	R6405-A38H-MPU-RB	3.39
		600	Roller			Nyroll™	S6405-A38H-NYN-RB	4.34	R6405-A38H-NYN-RB	3.26
		600	Roller			Phenolic	S6405-A38H-PH-RB	4.75	R6405-A38H-PH-RB	3.67
		600	Roller			Solid Steel	S6405-A38H-SS-RB	6.63	R6405-A38H-SS-RB	5.55
		600	Roller			Envirothane™	S6405-A38H-U-RB	4.73	R6405-A38H-U-RB	3.65
		600	Roller			Envirothane™ Grey - RB	S6405-A38H-UG-RB	4.73	R6405-A38H-UG-RB	3.65
		675	Roller			Moldon Alum. Urethane	S6405-A38H-MAU-RB	4.79	R6405-A38H-MAU-RB	3.71
		675	Roller			Lava™	S6405-A38H-LV-RB	4.72	R6405-A38H-LV-RB	3.64
		675	Roller			RollX™	S6405-A38H-RX-RB	4.62	R6405-A38H-RX-RB	3.54
		675	Roller			Moldon Urethane	S6405-A38H-UR-RB	6.33	R6405-A38H-UR-RB	5.25

SPECIAL:

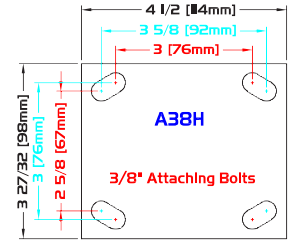
Special stems and plates available (see 6403 series)

PLATE DIAGRAMS

STANDARD PLATE: **A38H**

Plate Thickness: 1/4"

WHEEL		CASTER		PART NUMBER						
Diameter	Tread Width	Capacity Lbs.	Bearing Type	Swivel Radius	Overall Height	Wheel Type	Swivel	Caster Weight (lbs)	Rigid	Caster Weight (lbs)
6"	1 1/2"	375	Roller	5"	7 1/2"	ProTech™ Flat	S6406-A38H-PROF-RB	4.71	R6406-A38H-PROF-RB	3.65
		450	Roller			Maldon Rubber	S6406-A38H-MR-RB	6.80	R6406-A38H-MR-RB	5.73
		500	Roller			High Temp Phenolic (475°)	S6406-A38H-HTPH-RB	5.79	R6406-A38H-HTPH-RB	4.73
		550	Roller			Polyolefin	S6406-A38H-PO-RB	4.77	R6406-A38H-PO-RB	3.71
		675	Roller			Maldon Alum. Urethane	S6406-A38H-MAU-RB	5.27	R6406-A38H-MAU-RB	4.21
		675	Roller			Maldon Poly. Urethane	S6406-A38H-MPU-RB	4.87	R6406-A38H-MPU-RB	3.81
		675	Roller			Nyroll™	S6406-A38H-NYN-RB	5.01	R6406-A38H-NYN-RB	3.95
		675	Roller			Phenolic	S6406-A38H-PH-RB	5.15	R6406-A38H-PH-RB	4.09
		675	Roller			Solid Steel	S6406-A38H-SS-RB	7.97	R6406-A38H-SS-RB	6.91
		675	Roller			Envirothane™	S6406-A38H-U-RB	5.15	R6406-A38H-U-RB	4.10
		675	Precision			Envirothane™ Grey - PB	S6406-A38H-UG-PB	5.21	R6406-A38H-UG-PB	4.15
		675	Roller			Envirothane™ Grey - RB	S6406-A38H-UG-RB	5.15	R6406-A38H-UG-RB	4.10
		675	Roller			Maldon Urethane	S6406-A38H-UR-RB	6.95	R6406-A38H-UR-RB	5.89



* Caster weight based on Standard Plate



6403

SERIES

675LBS

FEATURES

KINGPIN: 5/8" diameter nut and bolt coined
RACEWAY: 5/16" diameter upper race; 1/4" diameter lower race; hardened steel load bearings
BUSHING: Roller bearings with drilled hardened steel spanner bushing and plastic side washers

AXLE&NUT: 1/2" zerk axle and lock nut (except with PB)
FINISH: Corrosion resistant bright zinc
LUBRICATION: Grease nipple in lower race
HARDENED: Work hardened double ball race
LEG SPACING: 2"



EXCELLENT FOR:

- Medium duty platform trucks
- Small Garbage bins
- Food service equipment
- Hotel
- Large stock carts



OPTIONS:

- SLB Side Locking Brake
- TLB Top Locking Brake (TLB, TLB1 & TLB2 not available with the 3" wheel)
- TLB1 ALGrip
- TLB2 Top Locking Brake w/extra large pedal
- TSB Thumb Screw Brake
- 1PSL 1 Position Swivel Lock
- 2PSL 2 Position Swivel Lock
- 3PSL 3 Position Swivel Lock
- 4PSL 4 Position Swivel Lock without wings (welded)
- 4PSLN 4 position Swivel Lock with wings (demountable)
- BB Ball Bearing
- BR Bronze Bearing
- DB Delrin Bearing
- NB Nylon Roller Bearing
- PB Precision Ball Bearing
- RBC Caged Roller Bearing
- C Raceway Seal
- DW Double Welding
- EXP Expandable stems
- OH Special Overall Height
- SSW Steel Side Washers
- SWH Heat-treated Side Washers
- TG Thread Guards
- Z Zerk in Wheel

SPECIAL:

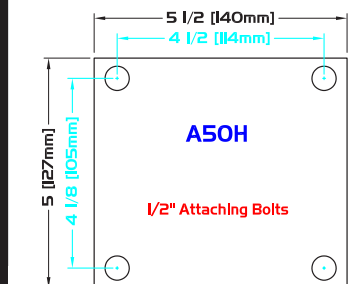
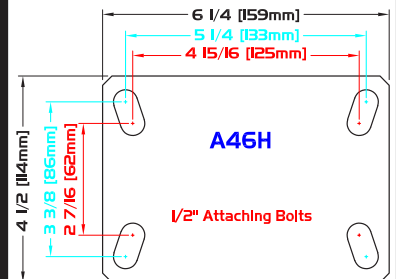
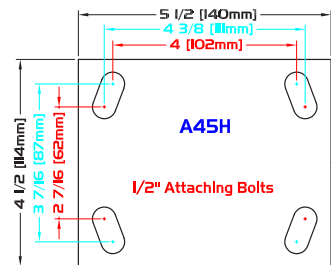
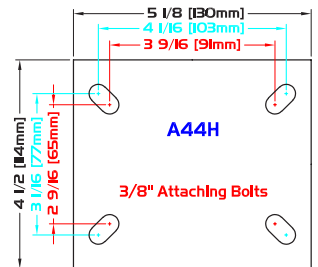
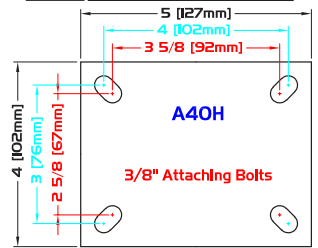
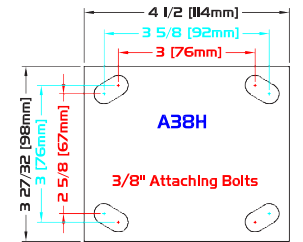
Large standard top plate. Excellent weight capacity range for medium duty welded yet economical.

WHEEL		CASTER				PART NUMBER				
Diameter	Tread Width	Capacity Lbs.	Bearing Type	Swivel Radius	Overall Height	Wheel Type	Swivel	Caster Weight (lbs)	Rigid	Caster Weight (lbs)
3"	1 1/2"	400	Roller	3"	4 3/4"	Polyolefin	S6433-***-PO-RB	3.79	R6433-***-PO-RB	2.86
		400	Roller			Envirothane™	S6433-***-U-RB	3.89	R6433-***-U-RB	2.96
		400	Roller			Envirothane™ Grey - RB	S6433-***-UG-RB	3.89	R6433-***-UG-RB	2.96
		500	Roller			Phenolic	S6433-***-PH-RB	4.02	R6433-***-PH-RB	3.09
		600	Roller			Lava™	S6433-***-LV-RB	4.03	R6433-***-LV-RB	3.11
		600	Roller			RollX™	S6433-***-RX-RB	3.94	R6433-***-RX-RB	3.01
		600	Roller			V Groove	S6433-***-VG-RB	5.16	R6433-***-VG-RB	4.23
		4"	1 1/2"			250	Roller	3 9/16"	5 5/8"	Moldon Rubber
325	Roller			ProTech™ Flat	S6443-***-PROF-RB	4.13	R6443-***-PROF-RB			3.11
400	Roller			High Temp Phenolic (475°)	S6443-***-HTPH-RB	4.63	R6443-***-HTPH-RB			3.62
400	Roller			Polyolefin	S6443-***-PO-RB	3.97	R6443-***-PO-RB			2.95
500	Roller			Moldon Poly. Urethane	S6443-***-MPU-RB	4.17	R6443-***-MPU-RB			3.15
500	Roller			Envirothane™	S6443-***-U-RB	4.25	R6443-***-U-RB			3.23
500	Roller			Envirothane™ Grey - RB	S6443-***-UG-RB	4.25	R6443-***-UG-RB			3.23
600	Roller			Nyroll™	S6443-***-NYN-RB	4.13	R6443-***-NYN-RB			3.11
600	Roller			Phenolic	S6443-***-PH-RB	4.33	R6443-***-PH-RB			3.31
600	Roller			Solid Steel	S6443-***-SS-RB	6.00	R6443-***-SS-RB			4.97
600	Roller			Moldon Urethane	S6443-***-UR-RB	5.29	R6443-***-UR-RB			4.27
600	Roller			V Groove	S6443-***-VG-RB	6.23	R6443-***-VG-RB			5.21
675	Roller			Lava™	S6443-***-LV-RB	4.43	R6443-***-LV-RB			3.42
675	Roller			Moldon Alum. Urethane	S6443-***-MAU-RB	4.42	R6443-***-MAU-RB			3.40
675	Roller	RollX™	S6443-***-RX-RB	4.34	R6443-***-RX-RB	3.32				
5"	1 1/2"	325	Roller	4 1/4"	6 1/2"	ProTech™ Flat	S6453-***-PROF-RB	4.35	R6453-***-PROF-RB	3.39
		350	Roller			Moldon Rubber	S6453-***-MR-RB	6.17	R6453-***-MR-RB	5.21
		400	Roller			High Temp Phenolic (475°)	S6453-***-HTPH-RB	4.87	R6453-***-HTPH-RB	3.92
		450	Roller			Polyolefin	S6453-***-PO-RB	4.21	R6453-***-PO-RB	3.25
		600	Roller			Moldon Poly. Urethane	S6453-***-MPU-RB	4.55	R6453-***-MPU-RB	3.59
		600	Roller			Nyroll™	S6453-***-NYN-RB	4.42	R6453-***-NYN-RB	3.46
		600	Roller			Phenolic	S6453-***-PH-RB	4.83	R6453-***-PH-RB	3.87
		600	Roller			Solid Steel	S6453-***-SS-RB	6.71	R6453-***-SS-RB	5.75
		600	Roller			Envirothane™	S6453-***-U-RB	4.81	R6453-***-U-RB	3.85
		600	Roller			Envirothane™ Grey - RB	S6453-***-UG-RB	4.81	R6453-***-UG-RB	3.85
		675	Roller			Lava™	S6453-***-LV-RB	4.79	R6453-***-LV-RB	3.84
		675	Roller			Moldon Alum. Urethane	S6453-***-MAU-RB	4.87	R6453-***-MAU-RB	3.91
		675	Roller			RollX™	S6453-***-RX-RB	4.70	R6453-***-RX-RB	3.74
		675	Roller			Moldon Urethane	S6453-***-UR-RB	6.41	R6453-***-UR-RB	5.45

STANDARD PLATE: A38H

Plate Thickness: 1/4"

PLATE DIAGRAMS



WHEEL		CASTER		PART NUMBER						
Diameter	Tread Width	Capacity Lbs.	Bearing Type	Swivel Radius	Overall Height	Wheel Type	Swivel	Caster Weight (lbs)	Rigid	Caster Weight (lbs)
6"	1 1/2"	375	Roller	5"	7 1/2"	ProTech™ Flat	S6463-***-PROF-RB	4.83	R6463-***-PROF-RB	3.91
		450	Roller			Moldon Rubber	S6463-***-MR-RB	6.91	R6463-***-MR-RB	6.00
		500	Roller			High Temp Phenolic (475°)	S6463-***-HTPH-RB	5.90	R6463-***-HTPH-RB	5.00
		550	Roller			Polyolefin	S6463-***-PO-RB	4.89	R6463-***-PO-RB	3.97
		675	Roller			Moldon Alum. Urethane	S6463-***-MAU-RB	5.39	R6463-***-MAU-RB	4.47
		675	Roller			Moldon Poly. Urethane	S6463-***-MPU-RB	5.00	R6463-***-MPU-RB	4.07
		675	Roller			Nyroll™	S6463-***-NYN-RB	5.13	R6463-***-NYN-RB	4.21
		675	Roller			Phenolic	S6463-***-PH-RB	5.27	R6463-***-PH-RB	4.35
		675	Roller			Solid Steel	S6463-***-SS-RB	8.09	R6463-***-SS-RB	7.17
		675	Roller			Envirothane™	S6463-***-U-RB	5.27	R6463-***-U-RB	4.35
		675	Precision			Envirothane™ Grey - PB	S6463-***-UG-PB	5.33	R6463-***-UG-PB	4.41
		675	Roller			Envirothane™ Grey - RB	S6463-***-UG-RB	5.27	R6463-***-UG-RB	4.35
		675	Roller			Moldon Urethane	S6463-***-UR-RB	7.07	R6463-***-UR-RB	6.15

* Caster weight based on Standard Plate

STEMS

THREADED STEMS

***	DIAMETER	LENGTH	TYPE
1/2-13X4H0	1/2"	4"	NC
5/8-11X4	5/8"	4"	NC
3/4-10X4	3/4"	4"	NC
7/8-9X4	7/8"	4"	NC
1-8X4	1"	4"	NC



ROUND STEMS

***	DIAMETER	LENGTH	TYPE
500 X 4	1/2"	4"	Plain
625 X 4	5/8"	4"	Plain
750 X 4	3/4"	4"	Plain
875 X 4	7/8"	4"	Plain
1.000 X 4	1"	4"	Plain
1.375 X 4	1 3/8"	4"	Plain



METRIC STEMS

***	DIAMETER	THREAD SIZE	LENGTH
M12-1.75X4	12mm	1.75	4"
M14-2X4	14mm	2.0	4"
M16-2X4	16mm	2.0	4"
M18-2.5X4	18mm	2.5	4"
M20-2.5X4	20mm	2.5	4"
M22-2.5X4	22mm	2.5	4"
M24-3X4	24mm	3.0	4"
M27-3X4	27mm	3.0	4"





EMAXX™ SERIES

900 LBS

FEATURES

KINGPIN: 3/4" diameter heavy duty kingpin
RACEWAY: 5/16" diameter upper and lower hardened steel load bearings
BUSHING: Roller bearings with drilled hardened steel spanner bushing and plastic side washers

AXLE&NUT: 1/2" zerk axle and lock nut (except with PB)
FINISH: Corrosion resistant bright zinc
LUBRICATION: Grease nipple in swivel raceway
HARDENED: Washers
LEG SPACING: 2 1/2"



EXCELLENT FOR:

- Stock carts
- Platform trucks
- Heavy service equipment
- Garbage bins
- Wire shelving units
- Factory use
- Rugged, yet economical



WHEEL CASTER PART NUMBER

OPTIONS:

- ALK A Locking Brake (wheel & swivel)
- ASK A Locking Brake (swivel only)
- AWK A Locking Brake (wheel only)
- iLK Directional and Wheel iLock
- iLKW Wheel Only iLock
- iLKS Swivel Only iLock
- iLK4 4 Position Swivel and Wheel iLock
- PWB Pedal Wheel Brake
- SLB Side Locking Brake (Rigid only) (not avail. w/ A38F plate)
- TLB1 Top Locking Brake (Swivel & Rigid) (not avail. w/ A38F plate)
- TLB2 Top Locking Brake (Swivel & Rigid) (not avail. w/ A38F plate)
- TG Thread Guards
- 1PSL 1 Position Swivel Lock
- 2PSL 2 Position Swivel Lock
- 3PSL 3 Position Swivel Lock
- 4PSL 4 Position Swivel Lock
- BB Ball Bearing
- DB Delrin Bearing
- NB Nylon Roller Bearing
- PB Precision Ball Bearing
- RBC Caged Roller Bearing
- C Raceway Seal
- DT Mounting Plates, Drilled and Tapped
- EXP Expandable stems
- SSW Steel Side Washers
- SWH Heat-treated Side Washers
- Z Zerk in Wheel

FINISHES:

- E6522 Chrome
- E6524I Black Ionic
- Inquiries on other finishes welcome

SPECIAL:

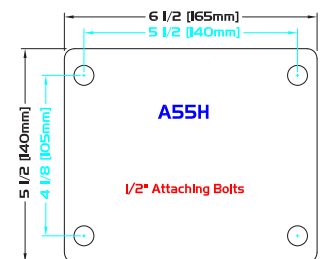
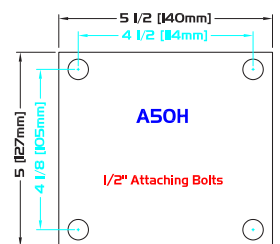
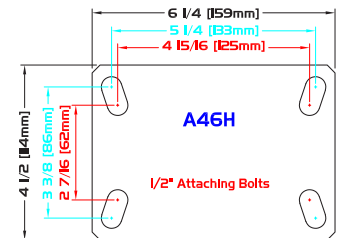
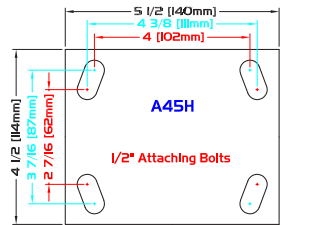
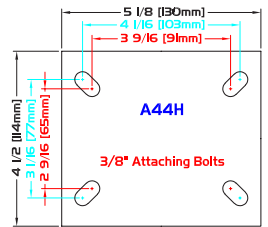
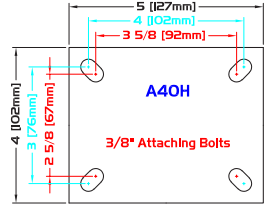
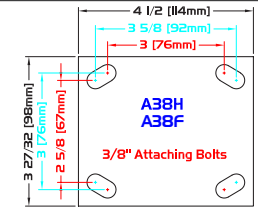
- One formed piece. No welding.
- Many special stems available.
- Custom plates & bolt hole spacing available
- Virtually maintenance free.

Diameter	Tread Width	Capacity Lbs.	Bearing Type	Swivel Radius	Overall Height	Wheel Type	Swivel	Caster Weight (lbs)	Rigid	Caster Weight (lbs)				
4"	2"	300	Roller	3 3/4"	5 5/8"	Moldon Rubber	SE6543-***-MR-RB	6.79	RE6543-***-MR-RB	4.61				
		300	Roller			ProTech™ Crown	SE6543-***-PRO-RB	4.79	RE6543-***-PRO-RB	2.61				
		400	Roller			Moldon Alum. Rubber	SE6543-***-MAR-RB	5.29	RE6543-***-MAR-RB	3.11				
		550	Roller			Polyolefin	SE6543-***-POX-RB	4.51	RE6543-***-POX-RB	2.33				
		600	Roller			High Temp Phenolic (475°)	SE6543-***-HTPH-RB	5.49	RE6543-***-HTPH-RB	3.31				
		650	Roller			Envirothane™	SE6543-***-U-RB	4.91	RE6543-***-U-RB	2.73				
		650	Precision			Envirothane™ Grey - PB	SE6543-***-UG-PB	4.90	RE6543-***-UG-PB	2.72				
		650	Roller			Envirothane™ Grey - RB	SE6543-***-UG-RB	4.91	RE6543-***-UG-RB	2.73				
		700	Roller			Moldon Poly. Urethane	SE6543-***-MPU-RB	4.87	RE6543-***-MPU-RB	2.69				
		700	Roller			Solid Steel	SE6543-***-SS-RB	6.69	RE6543-***-SS-RB	4.51				
		700	Roller			Moldon Urethane Crown	SE6543-***-URC-RB	6.45	RE6543-***-URC-RB	4.33				
		750	Roller			ALThane™	SE6543-***-ALT-RB	4.71	RE6543-***-ALT-RB	2.53				
		800	Roller			Freedom™	SE6543-***-FDM-PB	5.04	RE6543-***-FDM-PB	2.92				
		800	Roller			Lava™	SE6543-***-LV-RB	4.77	RE6543-***-LV-RB	2.59				
		800	Roller			Moldon Alum. Urethane	SE6543-***-MAU-RB	5.09	RE6543-***-MAU-RB	2.91				
		800	Roller			RollX™	SE6543-***-RX-RB	4.72	RE6543-***-RX-RB	2.54				
		800	Roller			Moldon Urethane	SE6543-***-UR-RB	6.39	RE6543-***-UR-RB	4.21				
		900	Roller			Lava™-WOW	SE6543-***-LVW-RB	4.92	RE6543-***-LVW-RB	2.80				
		900	Roller			Nyroll™	SE6543-***-NYN-RB	4.87	RE6543-***-NYN-RB	2.69				
		900	Roller			Phenolic	SE6543-***-PH-RB	5.10	RE6543-***-PH-RB	2.92				
		900	Roller			RollX™-WOW	SE6543-***-RXW-RB	4.92	RE6543-***-RXW-RB	2.80				
		900	Roller			V Groove	SE6543-***-VG-RB	7.71	RE6543-***-VG-RB	5.53				
		5"	2"			350	Ball	4 7/16"	6 1/2"	Alum. Rubber Grey	SE6553-***-ARG-BB	6.08	RE6553-***-ARG-BB	3.79
						350	Roller			Soft Rubber	SE6553-***-SR-RB	6.10	RE6553-***-SR-RB	3.81
375	Roller			ProTech™ Crown	SE6553-***-PRO-RB	5.31	RE6553-***-PRO-RB			3.02				
450	Roller			Moldon Rubber	SE6553-***-MR-RB	6.99	RE6553-***-MR-RB			4.70				
500	Roller			Moldon Alum. Rubber	SE6553-***-MAR-RB	5.77	RE6553-***-MAR-RB			3.48				
650	Roller			Polyolefin	SE6553-***-POX-RB	4.82	RE6553-***-POX-RB			2.53				
750	Precision			Freedom™	SE6553-***-FDM-PB	5.55	RE6553-***-FDM-PB			3.32				
750	Roller			High Temp Phenolic (475°)	SE6553-***-HTPH-RB	5.86	RE6553-***-HTPH-RB			3.57				
800	Roller			Lava™	SE6553-***-LV-RB	5.16	RE6553-***-LV-RB			2.87				
800	Roller			Envirothane™	SE6553-***-U-RB	5.57	RE6553-***-U-RB			3.28				
800	Precision			Envirothane™ Grey - PB	SE6553-***-UG-PB	5.61	RE6553-***-UG-PB			3.32				
800	Roller			Envirothane™ Grey - RB	SE6553-***-UG-RB	5.57	RE6553-***-UG-RB			3.28				
800	Roller			Moldon Urethane Crown	SE6553-***-URC-RB	6.91	RE6553-***-URC-RB			4.62				
900	Roller			ALThane™	SE6553-***-ALT-RB	5.17	RE6553-***-ALT-RB			2.88				
900	Roller			Ductile Iron Crowned	SE6553-***-DIC-RB	8.39	RE6553-***-DIC-RB			6.10				
900	Roller			Lava™-WOW	SE6553-***-LVW-RB	5.47	RE6553-***-LVW-RB			3.18				
900	Roller			Moldon Alum. Urethane	SE6553-***-MAU-RB	5.67	RE6553-***-MAU-RB			3.38				
900	Roller			Moldon Poly. Urethane	SE6553-***-MPU-RB	5.55	RE6553-***-MPU-RB			3.26				
900	Roller			Nyroll™	SE6553-***-NYN-RB	5.41	RE6553-***-NYN-RB			3.12				
900	Roller			Phenolic	SE6553-***-PH-RB	5.77	RE6553-***-PH-RB			3.48				
900	Roller			RollX™	SE6553-***-RX-RB	5.11	RE6553-***-RX-RB			2.82				
900	Roller			RollX™-WOW	SE6553-***-RXW-RB	5.47	RE6553-***-RXW-RB			3.18				
900	Roller			Solid Steel	SE6553-***-SS-RB	7.81	RE6553-***-SS-RB			5.52				
900	Roller			Moldon Urethane	SE6553-***-UR-RB	7.61	RE6553-***-UR-RB			5.32				
900	Roller	V Groove	SE6553-***-VG-RB	8.33	RE6553-***-VG-RB	6.54								

STANDARD SWIVEL PLATE: A38H
STANDARD RIGID PLATE: A38F

H - Plate Thickness: 1/4"
F - Plate Thickness: 5/32"

PLATE DIAGRAMS



WHEEL		CASTER		PART NUMBER						
Diameter	Tread Width	Capacity Lbs.	Bearing Type	Swivel Radius	Overall Height	Wheel Type	Swivel	Caster Weight (lbs)	Rigid	Caster Weight (lbs)
6"	2"	275	Precision	5"	7 1/2"	Flat Free	SE6563-***-FFC-PBB	5.54	RE6563-***-FFC-PBB	4.29
		450	Ball			Balloon Cushion Rubber Grey	SE6563-***-BARG-BB	6.44	RE6563-***-BARG-BB	4.22
		450	Roller			ProTech™ Crown	SE6563-***-PRO-RB	5.64	RE6563-***-PRO-RB	3.42
		500	Roller			Moldon Alum. Rubber	SE6563-***-MAR-RB	6.32	RE6563-***-MAR-RB	4.10
		500	Roller			Moldon Rubber	SE6563-***-MR-RB	8.00	RE6563-***-MR-RB	5.78
		500	Roller			ProTech™ Flat	SE6563-***-PROF-RB	5.64	RE6563-***-PROF-RB	3.42
		700	Roller			Polyolefin	SE6563-***-POX-RB	5.01	RE6563-***-POX-RB	2.79
		900	Roller			ALThane™	SE6563-***-ALT-RB	5.75	RE6563-***-ALT-RB	3.53
		900	Roller			ALThane™-WOW	SE6563-***-ALTWOW-RB	5.75	RE6563-***-ALTWOW-RB	3.53
		900	Roller			Ductile Iron Crowned	SE6563-***-DIC-RB	9.44	RE6563-***-DIC-RB	7.22
		900	Precision			Freedom™	SE6563-***-FDM-PB	6.50	RE6563-***-FDM-PB	4.34
		900	Roller			High Temp Phenolic (475°)	SE6563-***-HTPH-RB	6.69	RE6563-***-HTPH-RB	4.47
		900	Roller			Lava™	SE6563-***-LV-RB	5.41	RE6563-***-LV-RB	3.19
		900	Roller			Lava™-WOW	SE6563-***-LVW-RB	5.94	RE6563-***-LVW-RB	3.72
		900	Roller			Moldon Alum. Urethane	SE6563-***-MAU-RB	6.28	RE6563-***-MAU-RB	4.06
		900	Roller			Moldon Poly. Urethane	SE6563-***-MPU-RB	6.10	RE6563-***-MPU-RB	3.88
		900	Roller			Nyroll™	SE6563-***-NYN-RB	5.91	RE6563-***-NYN-RB	3.69
		900	Roller			Phenolic	SE6563-***-PH-RB	6.60	RE6563-***-PH-RB	4.38
		900	Roller			RollX™	SE6563-***-RX-RB	5.36	RE6563-***-RX-RB	3.14
		900	Precision			RollX™-WOW-PB	SE6563-***-RXW-PB	5.89	RE6563-***-RXW-PB	3.77
900	Roller	RollX™-WOW	SE6563-***-RXW-RB	5.94	RE6563-***-RXW-RB	3.72				
900	Roller	Solid Steel	SE6563-***-SS-RB	8.98	RE6563-***-SS-RB	6.76				
900	Roller	Envirothane™	SE6563-***-U-RB	6.28	RE6563-***-U-RB	4.06				
900	Precision	Envirothane™ Grey - PB	SE6563-***-UG-PB	6.03	RE6563-***-UG-PB	3.81				
900	Roller	Envirothane™ Grey - RB	SE6563-***-UG-RB	6.28	RE6563-***-UG-RB	4.06				
900	Precision	Envirothane™ Grey Crowned - PB	SE6563-***-UGC-PB	5.98	RE6563-***-UGC-PB	3.76				
900	Roller	Moldon Urethane	SE6563-***-UR-RB	8.46	RE6563-***-UR-RB	6.24				
900	Roller	Moldon Urethane Crown	SE6563-***-URC-RB	7.87	RE6563-***-URC-RB	5.65				
900	Roller	V Groove	SE6563-***-VG-RB	10.10	RE6563-***-VG-RB	7.88				

* Caster weight based on Standard Plate



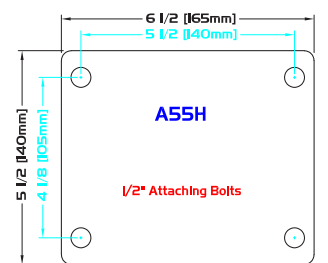
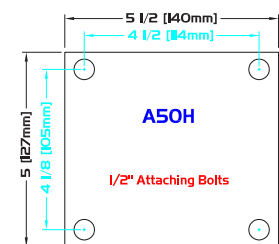
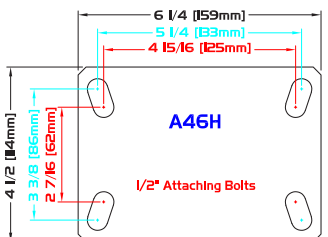
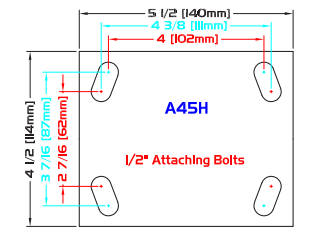
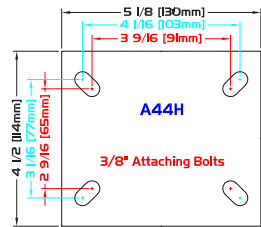
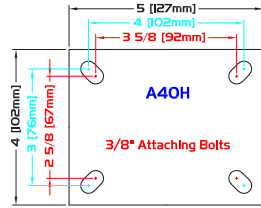
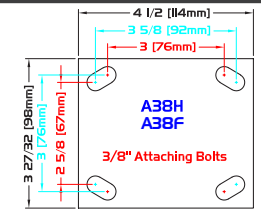
PLATE DIAGRAMS

STANDARD SWIVEL PLATE: A38H
STANDARD RIGID PLATE: A38F

H - Plate Thickness: 1/4"
F - Plate Thickness: 5/32"

WHEEL			CASTER			PART NUMBER				
Diameter	Tread Width	Capacity Lbs.	Bearing Type	Swivel Radius	Overall Height	Wheel Type	Swivel	Caster Weight (lbs)	Rigid	Caster Weight (lbs)
8"	2"	550	Ball	6"	9 1/2"	Balloon Cushion Rubber Grey	SE6583-***-BARG-BB	8.24	RE6583-***-BARG-BB	5.90
		600	Roller			Moldon Alum. Rubber	SE6583-***-MAR-RB	7.42	RE6583-***-MAR-RB	5.08
		600	Roller			Moldon Rubber	SE6583-***-MR-RB	10.04	RE6583-***-MR-RB	7.70
		600	Roller			ProTech™ Crown	SE6583-***-PRO-RB	6.73	RE6583-***-PRO-RB	4.39
		650	Roller			ProTech™ Flat	SE6583-***-PROF-RB	6.69	RE6583-***-PROF-RB	4.35
		900	Roller			ALThane™	SE6583-***-ALT-RB	6.56	RE6583-***-ALT-RB	4.22
		900	Precision			Freedom™	SE6583-***-FDM-PB	8.33	RE6583-***-FDM-PB	6.05
		900	Roller			High Temp Phenolic (475°)	SE6583-***-HTPH-RB	8.25	RE6583-***-HTPH-RB	5.91
		900	Roller			Lava™	SE6583-***-LV-RB	6.45	RE6583-***-LV-RB	4.11
		900	Roller			Lava™-WOW	SE6583-***-LVW-RB	6.81	RE6583-***-LVW-RB	4.47
		900	Roller			Moldon Alum. Urethane	SE6583-***-MAU-RB	7.60	RE6583-***-MAU-RB	5.26
		900	Roller			Moldon Poly. Urethane	SE6583-***-MPU-RB	6.88	RE6583-***-MPU-RB	4.54
		900	Roller			Nyroll™	SE6583-***-NYN-RB	7.01	RE6583-***-NYN-RB	4.67
		900	Roller			Phenolic	SE6583-***-PH-RB	8.16	RE6583-***-PH-RB	5.82
		900	Roller			Polyolefin	SE6583-***-POX-RB	5.71	RE6583-***-POX-RB	3.37
		900	Roller			RollX™	SE6583-***-RX-RB	6.40	RE6583-***-RX-RB	4.06
		900	Roller			RollX™-WOW	SE6583-***-RXW-RB	6.81	RE6583-***-RXW-RB	4.47
		900	Roller			Solid Steel	SE6583-***-SS-RB	11.60	RE6583-***-SS-RB	9.26
		900	Roller			Semi Steel	SE6583-***-ST-RB	11.60	RE6583-***-ST-RB	9.26
		900	Roller			Envirothane™	SE6583-***-U-RB	7.50	RE6583-***-U-RB	5.16
		900	Precision			Envirothane™ Grey - PB	SE6583-***-UG-PB	6.29	RE6583-***-UG-PB	3.95
		900	Roller			Envirothane™ Grey	SE6583-***-UG-RB	7.50	RE6583-***-UG-RB	5.16
		900	Precision			Envirothane™ Grey Crowned-PB	SE6583-***-UGC-PB	7.42	RE6583-***-UGC-PB	5.08
		900	Roller			Moldon Urethane	SE6583-***-UR-RB	10.76	RE6583-***-UR-RB	8.42
900	Roller	Moldon Urethane Crown	SE6583-***-URC-RB	10.32	RE6583-***-URC-RB	7.98				
900	Roller	V Groove	SE6583-***-VG-RB	13.56	RE6583-***-VG-RB	11.22				


* Caster weight based on Standard Plate



STEMS

STANDARD THREADED LENGTH: 4"
 STANDARD ROUND LENGTH: 4"
 STANDARD METRIC LENGTH: 4"

CUSTOM DIAMETERS: any
 STANDARD LENGTHS: any



Threaded Stem



Round Stem



Metric Stem

THREADED STEMS

***	DIAMETER	LENGTH	TYPE
1/2-13X4H0	1/2"	4"	NC
5/8-11X4	5/8"	4"	NC
3/4-10X4	3/4"	4"	NC
7/8-9X4	7/8"	4"	NC
1-8X4	1"	4"	NC

ROUND STEMS

***	DIAMETER	LENGTH	TYPE
500 X 4	1/2"	4"	Plain
625 X 4	5/8"	4"	Plain
750 X 4	3/4"	4"	Plain
875 X 4	7/8"	4"	Plain
1.000 X 4	1"	4"	Plain
1.375 X 4	1 3/8"	4"	Plain

METRIC STEMS

***	DIAMETER	THREAD SIZE	LENGTH
M12-1.75X4	12mm	1.75	4"
M14-2X4	14mm	2.0	4"
M16-2X4	16mm	2.0	4"
M18-2.5X4	18mm	2.5	4"
M20-2.5X4	20mm	2.5	4"
M22-2.5X4	22mm	2.5	4"
M24-3X4	24mm	3.0	4"
M27-3X4	27mm	3.0	4"

BOLT HOLES

BOLT HOLES

***	DIAMETER
3/8HOLE	3/8"
1/2HOLE	1/2"



Bolt Hole





6800 SERIES

Special stems & plates available (see 6803 series)
Available in stainless steel (see 6809 series)

1,400 LBS



FEATURES

KINGPIN: 3/4" diameter nut and bolt coined
RACEWAY: 3/8" diameter upper race; 5/16" diameter lower race; hardened steel load bearings
BUSHING: Roller bearings with drilled hardened steel spanner bushing and plastic side washers

AXLE&NUT: 1/2" zerk axle and lock nut (except with PB)
FINISH: Corrosion resistant bright zinc finish
LUBRICATION: Grease nipple in lower race
HARDENED: Work hardened double ball race
LEG SPACING: 2 1/2"

EXCELLENT FOR:

- Platform trucks
- Garbage and Cargo containers
- Food handling equipment
- A wide variety of other medium and heavy-duty material handling functions



WHEEL		CASTER				PART NUMBER				
Diameter	Tread Width	Capacity Lbs.	Bearing Type	Swivel Radius	Overall Height	Wheel Type	Swivel	Caster Weight (lbs)	Rigid	Caster Weight (lbs)
4"	2"	300	Roller	3 13/16"	5 5/8"	Moldon Rubber	S6804-A46H-MR-RB	8.13	R6804-A46H-MR-RB	6.43
		300	Roller			ProTech™ Crown	S6804-A46H-PRO-RB	6.13	R6804-A46H-PRO-RB	4.43
		400	Roller			Moldon Alum. Rubber	S6804-A46H-MAR-RB	6.63	R6804-A46H-MAR-RB	4.93
		550	Roller			Polyolefin	S6804-A46H-POX-RB	5.85	R6804-A46H-POX-RB	4.15
		600	Roller			High Temp Phenolic (475°)	S6804-A46H-HTPH-RB	6.84	R6804-A46H-HTPH-RB	5.14
		650	Roller			Envirothane™	S6804-A46H-U-RB	6.25	R6804-A46H-U-RB	4.55
		650	Precision			Envirothane™ Grey - PB	S6804-A46H-UG-PB	6.25	R6804-A46H-UG-PB	4.55
		650	Roller			Envirothane™ Grey - RB	S6804-A46H-UG-RB	6.25	R6804-A46H-UG-RB	4.55
		700	Roller			Moldon Poly. Urethane	S6804-A46H-MPU-RB	6.21	R6804-A46H-MPU-RB	4.51
		700	Roller			Solid Steel	S6804-A46H-SS-RB	8.03	R6804-A46H-SS-RB	6.33
		700	Roller			Moldon Urethane Crown	S6804-A46H-URC-RB	7.85	R6804-A46H-URC-RB	6.15
		750	Roller			ALTHane™	S6804-A46H-ALT-RB	6.05	R6804-A46H-ALT-RB	4.35
		750	Precision			Freedom™	S6804-A46H-FDM-PB	6.46	R6804-A46H-FDM-PB	4.76
		800	Roller			Lava™	S6804-A46H-LV-RB	6.11	R6804-A46H-LV-RB	4.41
		800	Roller			Moldon Alum. Urethane	S6804-A46H-MAU-RB	6.43	R6804-A46H-MAU-RB	4.73
		800	Roller			Phenolic	S6804-A46H-PH-RB	6.44	R6804-A46H-PH-RB	4.74
		800	Roller			RollX™	S6804-A46H-RX-RB	6.06	R6804-A46H-RX-RB	4.36
		800	Roller			Moldon Urethane	S6804-A46H-UR-RB	7.73	R6804-A46H-UR-RB	6.03
		900	Roller			Lava™-WOW	S6804-A46H-LVW-RB	6.32	R6804-A46H-LVW-RB	4.62
		900	Roller			Nyroll™	S6804-A46H-NYN-RB	6.21	R6804-A46H-NYN-RB	4.51
1,000	Roller	V Groove	S6804-A46H-VG-RB	9.05	R6804-A46H-VG-RB	7.35				
1,200	Roller	RollX™-WOW	S6804-A46H-RXW-RB	6.32	R6804-A46H-RXW-RB	4.62				
5"	2"	350	Ball	4"	6 1/2"	Alum. Rubber Grey	S6805-A46H-ARG-BB	7.29	R6805-A46H-ARG-BB	5.69
		350	Roller			Soft Rubber	S6805-A46H-SR-RB	7.26	R6805-A46H-SR-RB	5.66
		375	Roller			ProTech™ Crown	S6805-A46H-PRO-RB	6.47	R6805-A46H-PRO-RB	4.87
		450	Roller			Moldon Rubber	S6805-A46H-MR-RB	8.15	R6805-A46H-MR-RB	6.55
		500	Roller			Moldon Alum. Rubber	S6805-A46H-MAR-RB	6.93	R6805-A46H-MAR-RB	5.33
		650	Roller			Polyolefin	S6805-A46H-POX-RB	5.98	R6805-A46H-POX-RB	4.38
		750	Precision			Freedom™	S6805-A46H-FDM-PB	6.79	R6805-A46H-FDM-PB	5.19
		750	Roller			High Temp Phenolic (475°)	S6805-A46H-HTPH-RB	7.03	R6805-A46H-HTPH-RB	5.43
		800	Roller			Lava™	S6805-A46H-LV-RB	6.32	R6805-A46H-LV-RB	4.72
		800	Roller			Envirothane™	S6805-A46H-U-RB	6.73	R6805-A46H-U-RB	5.13
		800	Precision			Envirothane™ Grey - PB	S6805-A46H-UG-PB	6.79	R6805-A46H-UG-PB	5.11
		800	Roller			Envirothane™ Grey - RB	S6805-A46H-UG-RB	6.73	R6805-A46H-UG-RB	5.13
		800	Roller			Moldon Urethane Crown	S6805-A46H-URC-RB	8.07	R6805-A46H-URC-RB	6.47
		800	Roller			Moldon Alum. Urethane	S6805-A46H-MAU-RB	6.83	R6805-A46H-MAU-RB	5.23
		900	Roller			Moldon Poly. Urethane	S6805-A46H-MPU-RB	6.71	R6805-A46H-MPU-RB	5.11
		950	Roller			ALTHane™	S6805-A46H-ALT-RB	6.33	R6805-A46H-ALT-RB	4.73
		1,000	Roller			Nyroll™	S6805-A46H-NYN-RB	6.57	R6805-A46H-NYN-RB	4.97
		1,000	Roller			Phenolic	S6805-A46H-PH-RB	6.94	R6805-A46H-PH-RB	5.33
		1,000	Roller			RollX™	S6805-A46H-RX-RB	6.27	R6805-A46H-RX-RB	4.67
		1,000	Roller			Solid Steel	S6805-A46H-SS-RB	8.97	R6805-A46H-SS-RB	7.37
1,100	Roller	Lava™-WOW	S6805-A46H-LVW-RB	6.63	R6805-A46H-LVW-RB	5.03				
1,200	Roller	Moldon Urethane	S6805-A46H-UR-RB	8.77	R6805-A46H-UR-RB	7.17				
1,400	Roller	Ductile Iron Crowned	S6805-A46H-DIC-RB	9.55	R6805-A46H-DIC-RB	7.95				
1,400	Roller	RollX™-WOW	S6805-A46H-RXW-RB	6.63	R6805-A46H-RXW-RB	5.03				
1,400	Roller	V Groove	S6805-A46H-VG-RB	10.00	R6805-A46H-VG-RB	8.39				

OPTIONS:

- SLB Side Locking Brake
- TLB Top Locking Brake
- TLB1 ALGrip
- TSB Thumb Screw Brake
- UWB Universal Wheel Brake
- 4PSL 4 Position Swivel Lock without wings (welded)
- BB Ball Bearing
- BR Bronze Bearing
- DB Delrin Bearing
- NB Nylon Roller Bearing
- PB Precision Ball Bearing
- RBC Caged Roller Bearing
- C Raceway Seal
- DW Double Welding
- SSW Steel Side Washer
- SWH Heat-treated Side Washer
- TG Thread Guards
- Z Zerk in Wheel

SPECIAL:

Special stems and plates available (see 6803 series)

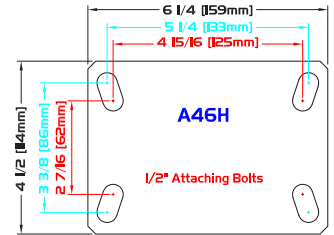
Available in stainless steel (see 6809 series)

PLATE DIAGRAMS

STANDARD PLATE: A46H

Plate Thickness: 1/4"

WHEEL			CASTER			PART NUMBER								
Diameter	Tread Width	Capacity Lbs.	Bearing Type	Swivel Radius	Overall Height	Wheel Type	Swivel	Caster Weight (lbs)	Rigid	Caster Weight (lbs)				
6"	2"	275	Precision	4 3/4"	7 1/2"	Flat Free	S6806-A46H-FFC-PBB	6.87	R6806-A46H-FFC-PBB	5.25				
		450	Ball			Balloon Cushion Rubber Grey	S6806-A46H-BARG-BB	7.79	R6806-A46H-BARG-BB	6.17				
		450	Roller			ProTech™ Crown	S6806-A46H-PRO-RB	6.93	R6806-A46H-PRO-RB	5.31				
		500	Roller			Moldon Alum. Rubber	S6806-A46H-MAR-RB	7.61	R6806-A46H-MAR-RB	6.00				
		500	Roller			Moldon Rubber	S6806-A46H-MR-RB	9.29	R6806-A46H-MR-RB	7.67				
		500	Roller			ProTech™ Flat	S6806-A46H-PROF-RB	6.93	R6806-A46H-PROF-RB	5.31				
		700	Roller			Polyolefin	S6806-A46H-POX-RB	6.30	R6806-A46H-POX-RB	4.68				
		900	Roller			Moldon Poly. Urethane	S6806-A46H-MPU-RB	7.39	R6806-A46H-MPU-RB	5.77				
		900	Roller			High Temp Phenolic (475°)	S6806-A46H-HTPH-RB	8.00	R6806-A46H-HTPH-RB	6.37				
		900	Roller			Moldon Urethane Crown	S6806-A46H-URC-RB	9.16	R6806-A46H-URC-RB	7.54				
		950	Roller			Envirothane™	S6806-A46H-U-RB	7.57	R6806-A46H-U-RB	5.95				
		950	Precision			Envirothane™ Grey - PB	S6806-A46H-UG-PB	7.34	R6806-A46H-UG-PB	5.88				
		950	Roller			Envirothane™ Grey - RB	S6806-A46H-UG-RB	7.57	R6806-A46H-UG-RB	5.95				
		950	Precision			Envirothane™ Grey Crowned	S6806-A46H-UGC-PB	7.34	R6806-A46H-UGC-PB	5.88				
		1,000	Precision			Freedom™	S6806-A46H-FDM-PB	7.87	R6806-A46H-FDM-PB	6.25				
		1,150	Roller			ALThane™	S6806-A46H-ALT-RB	7.04	R6806-A46H-ALT-RB	5.42				
		1,150	Roller			ALThane™-WOW	S6806-A46H-ALTWOW-RB	7.04	R6806-A46H-ALTWOW-RB	5.42				
		1,100	Roller			Lava™	S6806-A46H-LV-RB	6.70	R6806-A46H-LV-RB	5.08				
		1,200	Roller			Lava™-WOW	S6806-A46H-LVW-RB	7.23	R6806-A46H-LVW-RB	5.61				
		1,200	Roller			Moldon Alum. Urethane	S6806-A46H-MAU-RB	7.57	R6806-A46H-MAU-RB	5.95				
		1,200	Roller			Nyroll™	S6806-A46H-NYN-RB	7.20	R6806-A46H-NYN-RB	5.58				
		1,200	Roller			Phenolic	S6806-A46H-PH-RB	7.89	R6806-A46H-PH-RB	6.27				
		1,200	Roller			RollX™	S6806-A46H-RX-RB	6.65	R6806-A46H-RX-RB	5.03				
		1,200	Roller			Solid Steel	S6806-A46H-SS-RB	10.27	R6806-A46H-SS-RB	8.65				
		1,250	Roller			Moldon Urethane	S6806-A46H-UR-RB	9.75	R6806-A46H-UR-RB	8.13				
		1,400	Roller			Ductile Iron Crowned	S6806-A46H-DIC-RB	10.73	R6806-A46H-DIC-RB	9.11				
		1,400	Precision			RollX™-WOW-PB	S6806-A46H-RXW-PB	7.53	R6806-A46H-RXW-PB	5.91				
		1,400	Roller			RollX™-WOW	S6806-A46H-RXW-RB	7.23	R6806-A46H-RXW-RB	5.61				
		1,400	Roller			V Groove	S6806-A46H-VG-RB	11.39	R6806-A46H-VG-RB	9.77				
		8"	2"			550	Ball	6 1/4"	9 1/2"	Balloon Cushion Rubber Grey	S6808-A46H-BARG-BB	9.77	R6808-A46H-BARG-BB	8.19
						600	Roller			Moldon Alum. Rubber	S6808-A46H-MAR-RB	8.91	R6808-A46H-MAR-RB	7.33
						600	Roller			Moldon Rubber	S6808-A46H-MR-RB	11.53	R6808-A46H-MR-RB	9.95
600	Roller			ProTech™ Crown	S6808-A46H-PRO-RB	8.22	R6808-A46H-PRO-RB			6.64				
650	Roller			ProTech™ Flat	S6808-A46H-PROF-RB	8.22	R6808-A46H-PROF-RB			6.64				
900	Roller			Polyolefin	S6808-A46H-POX-RB	7.20	R6808-A46H-POX-RB			5.62				
1,000	Roller			Moldon Poly. Urethane	S6808-A46H-MPU-RB	8.37	R6808-A46H-MPU-RB			6.79				
1,000	Roller			Moldon Urethane Crown	S6808-A46H-URC-RB	11.81	R6808-A46H-URC-RB			10.23				
1,100	Roller			High Temp Phenolic (475°)	S6808-A46H-HTPH-RB	9.75	R6808-A46H-HTPH-RB			8.17				
1,100	Roller			Envirothane™	S6808-A46H-U-RB	9.00	R6808-A46H-U-RB			7.41				
1,100	Precision			Envirothane™ Grey - PB	S6808-A46H-UG-PB	8.93	R6808-A46H-UG-PB			7.39				
1,100	Roller			Envirothane™ Grey - RB	S6808-A46H-UG-RB	9.00	R6808-A46H-UG-RB			7.41				
1,100	Precision			Envirothane™ Grey Crowned	S6808-A46H-UGC-PB	8.93	R6808-A46H-UGC-PB			7.39				
1,200	Roller			ALThane™	S6808-A46H-ALT-RB	8.05	R6808-A46H-ALT-RB			6.47				
1,200	Precision			Freedom™	S6808-A46H-FDM-PB	9.90	R6808-A46H-FDM-PB			8.32				
1,200	Roller			Lava™	S6808-A46H-LV-RB	7.94	R6808-A46H-LV-RB			6.36				
1,300	Roller			Lava™-WOW	S6808-A46H-LVW-RB	8.30	R6808-A46H-LVW-RB			6.72				
1,400	Roller			Moldon Alum. Urethane	S6808-A46H-MAU-RB	9.09	R6808-A46H-MAU-RB			7.51				
1,400	Roller			Nyroll™	S6808-A46H-NYN-RB	8.50	R6808-A46H-NYN-RB			6.92				
1,400	Roller			Phenolic	S6808-A46H-PH-RB	9.65	R6808-A46H-PH-RB			8.07				
1,400	Roller			RollX™	S6808-A46H-RX-RB	7.89	R6808-A46H-RX-RB			6.31				
1,400	Roller			RollX™-WOW	S6808-A46H-RXW-RB	8.30	R6808-A46H-RXW-RB			6.72				
1,400	Roller			Solid Steel	S6808-A46H-SS-RB	13.10	R6808-A46H-SS-RB			11.51				
1,400	Roller			Semi Steel	S6808-A46H-ST-RB	13.10	R6808-A46H-ST-RB			11.51				
1,400	Roller	Moldon Urethane	S6808-A46H-UR-RB	12.25	R6808-A46H-UR-RB	10.67								
1,400	Roller	V Groove	S6808-A46H-VG-RB	15.05	R6808-A46H-VG-RB	13.47								



* Caster weight based on Standard Plate



6803 SERIES

Available in Stainless Steel (see 6809 series)

1,400 LBS



FEATURES

KINGPIN: 3/4" diameter nut and bolt coined
RACEWAY: 3/8" diameter upper race; 5/16" diameter lower race; hardened steel load bearings
BUSHING: Roller bearings with drilled hardened steel spanner bushing and plastic side washers

AXLE&NUT: 1/2" zerk axle and lock nut (except with PB)
FINISH: Corrosion resistant bright zinc
LUBRICATION: Grease nipple in lower race
HARDENED: Work hardened double ball race
LEG SPACING: 2 1/2"

EXCELLENT FOR:

- Platform trucks
- Garbage and Cargo containers
- Food handling equipment
- A wide variety of other medium and heavy-duty material handling functions



WHEEL

CASTER

PART NUMBER

OPTIONS:

- SLB Side Locking Brake
- TLB Top Locking Brake
- TLB1 ALGrip
- TLB2 Top Locking Brake w/extra large pedal
- TSB Thumb Screw Brake
- UWB Universal Wheel Brake
- 1PSL 1 Position Swivel Lock
- 2PSL 2 Position Swivel Lock
- 3PSL 3 Position Swivel Lock
- 4PSL 4 Position Swivel Lock without wings (welded)
- 4PSLN 4 position Swivel Lock with wings (demountable)
- BB Ball Bearing
- BR Bronze Bearing
- DB Delrin Bearing
- NB Nylon Roller Bearing
- PB Precision Ball Bearing
- RBC Caged Roller Bearing
- C Raceway Seal
- DW Double Welding
- OH Special Overall Height
- SSW Steel Side Washer
- SWH Heat-treated Side Washer
- TG Thread Guards
- Z Zerk in Wheel

Diameter	Tread Width	Capacity Lbs.	Bearing Type	Swivel Radius	Overall Height	Wheel Type	Swivel	Caster Weight (lbs)	Rigid	Caster Weight (lbs)				
4"	2"	300	Roller	3 13/16"	5 5/8"	Moldon Rubber	S6843-***-MR-RB	8.32	R6843-***-MR-RB	6.65				
		300	Roller			ProTech™ Crown	S6843-***-PRO-RB	6.32	R6843-***-PRO-RB	4.65				
		400	Roller			Moldon Alum. Rubber	S6843-***-MAR-RB	6.82	R6843-***-MAR-RB	5.15				
		550	Roller			Polyolefin	S6843-***-POX-RB	6.03	R6843-***-POX-RB	4.37				
		600	Roller			High Temp Phenolic (475°)	S6843-***-HTPH-RB	7.02	R6843-***-HTPH-RB	5.36				
		650	Roller			Envirothane™	S6843-***-U-RB	6.44	R6843-***-U-RB	4.77				
		650	Precision			Envirothane™ Grey - PB	S6843-***-UG-PB	6.43	R6843-***-UG-PB	4.77				
		650	Roller			Envirothane™ Grey - RB	S6843-***-UG-RB	6.44	R6843-***-UG-RB	4.77				
		700	Roller			Moldon Poly. Urethane	S6843-***-MPU-RB	6.40	R6843-***-MPU-RB	4.73				
		700	Roller			Solid Steel	S6843-***-SS-RB	8.22	R6843-***-SS-RB	6.55				
		700	Roller			Moldon Urethane Crown	S6843-***-URC-RB	7.90	R6843-***-URC-RB	6.37				
		750	Roller			ALTHane™	S6843-***-ALT-RB	6.24	R6843-***-ALT-RB	4.57				
		750	Precision			Freedom™	S6843-***-FDM-PB	6.50	R6843-***-FDM-PB	4.98				
		800	Roller			Lava™	S6843-***-LV-RB	6.29	R6843-***-LV-RB	4.63				
		800	Roller			Moldon Alum. Urethane	S6843-***-MAU-RB	6.62	R6843-***-MAU-RB	4.95				
		800	Roller			Phenolic	S6843-***-PH-RB	6.63	R6843-***-PH-RB	4.96				
		800	Roller			RollX™	S6843-***-RX-RB	6.24	R6843-***-RX-RB	4.58				
		800	Roller			Moldon Urethane	S6843-***-UR-RB	7.92	R6843-***-UR-RB	6.25				
		900	Roller			Lava™-WOW	S6843-***-LVW-RB	6.36	R6843-***-LVW-RB	4.84				
		900	Roller			Nyroll™	S6843-***-NYN-RB	6.40	R6843-***-NYN-RB	4.73				
		1,000	Roller			V Groove	S6843-***-VG-RB	9.24	R6843-***-VG-RB	7.57				
		1,200	Roller			RollX™-WOW	S6843-***-RXW-RB	6.36	R6843-***-RXW-RB	4.84				
		5"	2"			350	Ball	4"	6 1/2"	Alum. Rubber Grey	S6853-***-ARG-BB	7.51	R6853-***-ARG-BB	5.69
						350	Roller			Soft Rubber	S6853-***-SR-RB	7.49	R6853-***-SR-RB	5.66
375	Roller			ProTech™ Crown	S6853-***-PRO-RB	6.70	R6853-***-PRO-RB			4.87				
450	Roller			Moldon Rubber	S6853-***-MR-RB	8.38	R6853-***-MR-RB			6.55				
500	Roller			Moldon Alum. Rubber	S6853-***-MAR-RB	7.16	R6853-***-MAR-RB			5.33				
650	Roller			Polyolefin	S6853-***-POX-RB	6.20	R6853-***-POX-RB			4.38				
750	Precision			Freedom™	S6853-***-FDM-PB	6.87	R6853-***-FDM-PB			5.18				
750	Roller			High Temp Phenolic (475°)	S6853-***-HTPH-RB	7.25	R6853-***-HTPH-RB			5.43				
800	Roller			Lava™	S6853-***-LV-RB	6.54	R6853-***-LV-RB			4.72				
800	Roller			Envirothane™	S6853-***-U-RB	6.96	R6853-***-U-RB			5.13				
800	Precision			Envirothane™ Grey - PB	S6853-***-UG-PB	6.64	R6853-***-UG-PB			5.19				
800	Roller			Envirothane™ Grey - RB	S6853-***-UG-RB	6.96	R6853-***-UG-RB			5.13				
800	Roller			Moldon Urethane Crown	S6853-***-URC-RB	8.16	R6853-***-URC-RB			6.47				
900	Roller			Moldon Alum. Urethane	S6853-***-MAU-RB	7.06	R6853-***-MAU-RB			5.23				
900	Roller			Moldon Poly. Urethane	S6853-***-MPU-RB	6.94	R6853-***-MPU-RB			5.11				
950	Roller			ALTHane™	S6853-***-ALT-RB	6.56	R6853-***-ALT-RB			4.73				
1,000	Roller			Nyroll™	S6853-***-NYN-RB	6.80	R6853-***-NYN-RB			4.97				
1,000	Roller			Phenolic	S6853-***-PH-RB	7.16	R6853-***-PH-RB			5.33				
1,000	Roller			RollX™	S6853-***-RX-RB	6.49	R6853-***-RX-RB			4.67				
1,000	Roller			Solid Steel	S6853-***-SS-RB	9.20	R6853-***-SS-RB			7.37				
1,100	Roller			Lava™-WOW	S6853-***-LVW-RB	6.71	R6853-***-LVW-RB			5.03				
1,200	Roller			Moldon Urethane	S6853-***-UR-RB	9.00	R6853-***-UR-RB			7.17				
1,400	Roller			Ductile Iron Crowned	S6853-***-DIC-RB	9.78	R6853-***-DIC-RB			7.95				
1,400	Roller			RollX™-WOW	S6853-***-RXW-RB	6.71	R6853-***-RXW-RB			5.03				
1,400	Roller	V Groove	S6853-***-VG-RB	10.22	R6853-***-VG-RB	8.39								

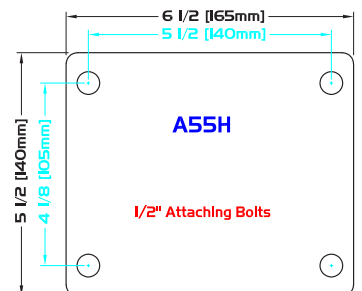
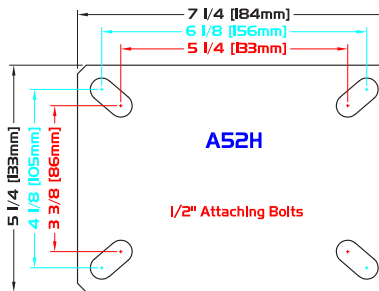
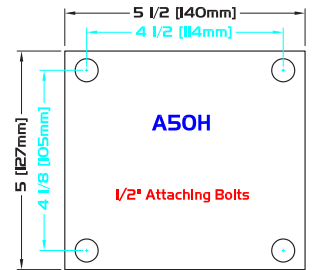
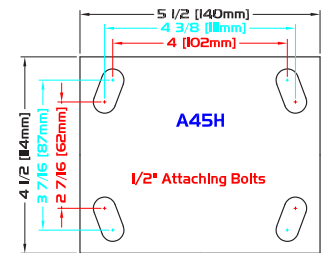
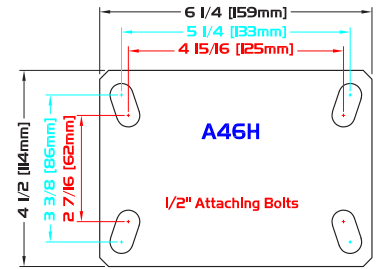
SPECIAL:

Available in stainless steel (see 6809 series)

STANDARD PLATE: A46H

H - Plate Thickness: 1/4"

PLATE DIAGRAMS




WHEEL		CASTER				PART NUMBER				
Diameter	Tread Width	Capacity Lbs.	Bearing Type	Swivel Radius	Overall Height	Wheel Type	Swivel	Caster Weight (lbs)	Rigid	Caster Weight (lbs)
6"	2"	275	Precision	4 3/4"	7 1/2"	Flat Free	S6863-***-FFC-PBB	6.89	R6863-***-FFC-PBB	5.37
		450	Ball			Balloon Cushion Rubber Grey	S6863-***-BARG-BB	7.95	R6863-***-BARG-BB	6.28
		450	Roller			ProTech™ Crown	S6863-***-PRO-RB	7.10	R6863-***-PRO-RB	5.43
		500	Roller			Moldon Alum. Rubber	S6863-***-MAR-RB	7.78	R6863-***-MAR-RB	6.11
		500	Roller			Moldon Rubber	S6863-***-MR-RB	9.46	R6863-***-MR-RB	7.79
		500	Roller			ProTech™ Flat	S6863-***-PROF-RB	7.10	R6863-***-PROF-RB	5.43
		700	Roller			Polyolefin	S6863-***-POX-RB	6.46	R6863-***-POX-RB	4.79
		900	Roller			High Temp Phenolic (475°)	S6863-***-HTPH-RB	8.15	R6863-***-HTPH-RB	6.48
		900	Roller			Moldon Poly. Urethane	S6863-***-MPU-RB	7.56	R6863-***-MPU-RB	5.89
		900	Roller			Moldon Urethane Crown	S6863-***-URC-RB	9.19	R6863-***-URC-RB	7.66
		950	Roller			Envirothane™	S6863-***-U-RB	7.74	R6863-***-U-RB	6.07
		950	Precision			Envirothane™ Grey - PB	S6863-***-UG-PB	7.50	R6863-***-UG-PB	5.83
		950	Roller			Envirothane™ Grey - RB	S6863-***-UG-RB	7.74	R6863-***-UG-RB	6.07
		950	Precision			Envirothane™ Grey Crowned	S6863-***-UGC-PB	7.45	R6863-***-UGC-PB	5.78
		1,000	Precision			Freedom™	S6863-***-FDM-PB	7.89	R6863-***-FDM-PB	6.37
		1,100	Roller			Lava™	S6863-***-LV-RB	6.85	R6863-***-LV-RB	5.18
		1,150	Roller			ALThane™	S6863-***-ALT-RB	7.21	R6863-***-ALT-RB	5.54
		1,150	Roller			ALThane™-WOW	S6863-***-ALTWOW-RB	7.21	R6863-***-ALTWOW-RB	5.54
		1,200	Roller			Lava™-WOW	S6863-***-LVW-RB	7.39	R6863-***-LVW-RB	5.73
		1,200	Roller			Moldon Alum. Urethane	S6863-***-MAU-RB	7.74	R6863-***-MAU-RB	6.07
		1,200	Roller			Nyrol™	S6863-***-NYN-RB	7.37	R6863-***-NYN-RB	5.70
		1,200	Roller			Phenolic	S6863-***-PH-RB	8.06	R6863-***-PH-RB	6.39
		1,200	Roller			RollX™	S6863-***-RX-RB	6.81	R6863-***-RX-RB	5.14
		1,200	Roller			Solid Steel	S6863-***-SS-RB	10.44	R6863-***-SS-RB	8.77
		1,250	Roller			Moldon Urethane	S6863-***-UR-RB	9.92	R6863-***-UR-RB	8.25
		1,400	Precision			RollX™-WOW-PB	S6863-***-RXW-PB	7.69	R6863-***-RXW-PB	6.03
		1,400	Roller			RollX™-WOW	S6863-***-RXW-RB	7.39	R6863-***-RXW-RB	5.73
		1,400	Roller			Ductile Iron Crowned	S6863-***-DIC-RB	10.90	R6863-***-DIC-RB	9.23
		1,400	Roller			V Groove	S6863-***-VG-RB	11.56	R6863-***-VG-RB	9.89
		2 1/2"	2 1/2"			700	Roller	4 3/4"	7 1/2"	Moldon Rubber
1,200	Precision			Envirothane™ Grey - PB	S68625-***-UG-PB-DW	9.75	R68625-***-UG-PB-DW			8.09
1,200	Roller			Envirothane™ Grey - RB	S68625-***-UG-RB-DW	9.86	R68625-***-UG-RB-DW			8.20
1,200	Roller			Envirothane™	S68625-***-U-RB-DW	9.86	R68625-***-U-RB-DW			8.20
1,300	Roller			ALThane™	S68625-***-ALT-RB-DW	9.06	R68625-***-ALT-RB-DW			7.40
1,500	Roller			Phenolic	S68625-***-PH-RB-DW	10.76	R68625-***-PH-RB-DW			9.10
1,500	Roller			Moldon Urethane	S68625-***-UR-RB-DW	13.78	R68625-***-UR-RB-DW			12.12
1,500	Roller			Solid Steel	S68625-***-SS-RB-DW	16.98	R68625-***-SS-RB-DW			15.32
1,500	Roller			V Groove	S68625-***-VG-RB-DW	15.46	R68625-***-VG-RB-DW			13.80

* Caster weight based on Standard Plate

STEMS

STANDARD THREADED LENGTH: 4"
 STANDARD ROUND LENGTH: 4"
 STANDARD METRIC LENGTH: 4"

CUSTOM DIAMETERS: any
 STANDARD LENGTHS: any



WHEEL CASTER PART NUMBER

Diameter	Tread Width	Capacity Lbs.	Bearing Type	Swivel Radius	Overall Height	Wheel Type	Swivel	Caster Weight (lbs)	Rigid	Caster Weight (lbs)
8"	2"	550	Ball	6 1/4"	9 1/2"	Balloon Cushion Rubber Grey	S6883-***-BARG-BB	10.02	R6883-***-BARG-BB	8.29
		600	Roller			Moldon Alum. Rubber	S6883-***-MAR-RB	9.17	R6883-***-MAR-RB	7.43
		600	Roller			Moldon Rubber	S6883-***-MR-RB	11.79	R6883-***-MR-RB	10.05
		600	Roller			ProTech™ Crown	S6883-***-PRO-RB	8.48	R6883-***-PRO-RB	6.74
		650	Roller			ProTech™ Flat	S6883-***-PROF-RB	8.48	R6883-***-PROF-RB	6.74
		900	Roller			Polyolefin	S6883-***-POX-RB	7.45	R6883-***-POX-RB	5.72
		1,000	Roller			Moldon Poly. Urethane	S6883-***-MPU-RB	8.63	R6883-***-MPU-RB	6.89
		1,000	Roller			Moldon Urethane Crown	S6883-***-URC-RB	11.93	R6883-***-URC-RB	10.33
		1,100	Roller			High Temp Phenolic (475°)	S6883-***-HTPH-RB	10.00	R6883-***-HTPH-RB	8.27
		1,100	Roller			Envirothane™	S6883-***-U-RB	9.25	R6883-***-U-RB	7.51
		1,100	Precision			Envirothane™ Grey - PB	S6883-***-UG-PB	9.12	R6883-***-UG-PB	7.39
		1,100	Roller			Envirothane™ Grey - RB	S6883-***-UG-RB	9.25	R6883-***-UG-RB	7.51
		1,100	Precision			Envirothane™ Grey Crowned	S6883-***-UGC-PB	9.18	R6883-***-UGC-PB	7.45
		1,200	Roller			ALThane™	S6883-***-ALT-RB	8.31	R6883-***-ALT-RB	6.57
		1,200	Precision			Freedom™	S6883-***-FDM-PB	10.01	R6883-***-FDM-PB	8.42
		1,200	Roller			Lava™	S6883-***-LV-RB	8.19	R6883-***-LV-RB	6.46
		1,300	Roller			Lava™-WOW	S6883-***-LVW-RB	8.41	R6883-***-LVW-RB	6.82
		1,400	Roller			Moldon Alum. Urethane	S6883-***-MAU-RB	9.35	R6883-***-MAU-RB	7.61
		1,400	Roller			Nyrol™	S6883-***-NYN-RB	8.76	R6883-***-NYN-RB	7.02
		1,400	Roller			Phenolic	S6883-***-PH-RB	9.91	R6883-***-PH-RB	8.17
1,400	Roller	RollX™	S6883-***-RX-RB	8.14	R6883-***-RX-RB	6.41				
1,400	Roller	RollX™-WOW	S6883-***-RXW-RB	8.41	R6883-***-RXW-RB	6.82				
1,400	Roller	Solid Steel	S6883-***-SS-RB	13.35	R6883-***-SS-RB	11.61				
1,400	Roller	Semi Steel	S6883-***-ST-RB	13.35	R6883-***-ST-RB	11.61				
1,400	Roller	Moldon Urethane	S6883-***-UR-RB	12.51	R6883-***-UR-RB	10.77				
1,400	Roller	V Groove	S6883-***-VG-RB	15.31	R6883-***-VG-RB	13.57				
2 1/2"	2 1/2"	850	Roller	6 1/4"	9 1/2"	Moldon Rubber	S68825-***-MR-RB-DW	16.51	R68825-***-MR-RB-DW	14.86
		1,500	Precision			Envirothane™ Grey - PB	S68825-***-UG-PB-DW	12.03	R68825-***-UG-PB-DW	10.38
		1,500	Roller			Envirothane™ Grey - RB	S68825-***-UG-RB-DW	12.29	R68825-***-UG-RB-DW	10.64
		1,500	Roller			Envirothane™	S68825-***-U-RB-DW	12.29	R68825-***-U-RB-DW	10.64
		1,400	Roller			ALThane™	S68825-***-ALT-RB-DW	10.83	R68825-***-ALT-RB-DW	9.18
		1,500	Roller			Phenolic	S68825-***-PH-RB-DW	13.20	R68825-***-PH-RB-DW	11.55
		1,500	Roller			Moldon Urethane	S68825-***-UR-RB-DW	19.15	R68825-***-UR-RB-DW	17.50
		1,500	Roller			Solid Steel	S68825-***-SS-RB-DW	22.79	R68825-***-SS-RB-DW	21.14
		1,500	Roller			V Groove	S68825-***-VG-RB-DW	21.43	R68825-***-VG-RB-DW	19.78

THREADED STEMS

***	DIAMETER	LENGTH	TYPE
1/2-13X4H0	1/2"	4"	NC
5/8-11X4	5/8"	4"	NC
3/4-10X4	3/4"	4"	NC
7/8-9X4	7/8"	4"	NC
1-8X4	1"	4"	NC

ROUND STEMS

***	DIAMETER	LENGTH	TYPE
500 X 4	1/2"	4"	Plain
625 X 4	5/8"	4"	Plain
750 X 4	3/4"	4"	Plain
875 X 4	7/8"	4"	Plain
1.000 X 4	1"	4"	Plain
1.375 X 4	1 3/8"	4"	Plain

METRIC STEMS

***	DIAMETER	THREAD SIZE	LENGTH
M12-1.75X4	12mm	1.75	4"
M14-2X4	14mm	2.0	4"
M16-2X4	16mm	2.0	4"
M18-2.5X4	18mm	2.5	4"
M20-2.5X4	20mm	2.5	4"
M22-2.5X4	22mm	2.5	4"
M24-3X4	24mm	3.0	4"
M27-3X4	27mm	3.0	4"

* Caster weight based on Standard Plate



6809 SERIES

STAINLESS STEEL

1,400 LBS



FEATURES

KINGPIN: 3/4" diameter nut and bolt coined
RACEWAY: 3/8" diameter upper race; 5/16" diameter lower race; hardened stainless steel load bearings
BUSHING: Stainless Steel Roller bearings with delrin or stainless steel roller bearing with stainless steel spanner bushing and plastic side washers or complete delrin bearing

AXLE & NUT: 1/2" stainless steel axle and lock washer and nut
FINISH: Stainless steel corrosion resistant
HARDENED: Work hardened double ball race
LEG SPACING: 2 1/2"
SPECIAL: Complete stainless steel caster

EXCELLENT FOR:

- Bacteria-free environments
- Hospitals
- Pharmaceutical
- Food equipment
- Food processing
- Machinery
- Moisture friendly environments



OPTIONS:

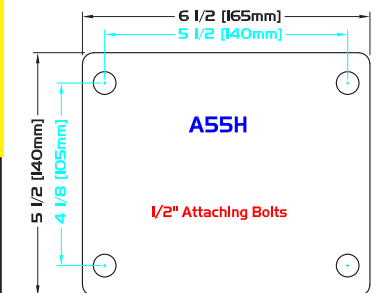
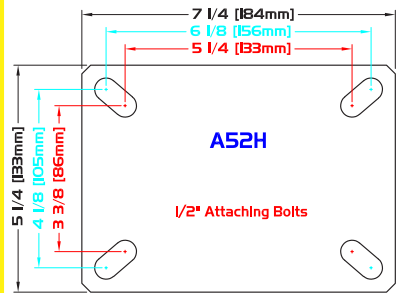
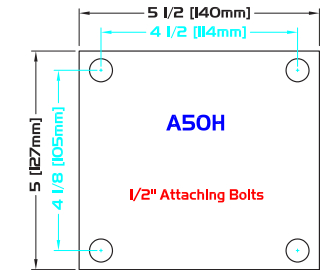
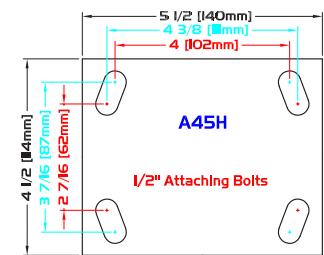
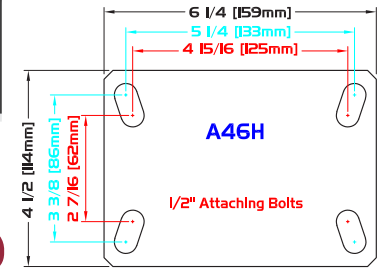
- SLB Side Locking Brake
- 1PSL 1 Position Swivel Lock
- 2PSL 2 Position Swivel Lock
- 3PSL 3 Position Swivel Lock
- 4PSL 4 Position Swivel Lock without wings (welded)
- 4PSLN 4 position Swivel Lock with wings (dismountable)
- BB Ball Bearing (NOT Stainless Steel)
- BBSS Stainless Steel Ball Bearing
- BR Bronze Bearing
- DB Delrin Bearing
- PB Precision Ball Bearing
- PBSS Stainless Steel Precision Ball Bearing
- RB Stainless Steel Roller Bearing (only)
- C Raceway Seal
- DW Double Welding
- OH Special Overall Height
- TG Thread Guards
- Z Zerk in Axle

WHEEL		CASTER				PART NUMBER				
Diameter	Tread Width	Capacity Lbs.	Bearing Type	Swivel Radius	Overall Height	Wheel Type	Swivel	Caster Weight (lbs)	Rigid	Caster Weight (lbs)
4"	2"	300	Roller	3 13/16"	5 5/8"	ProTech™ Crown	S6849-***-PRO-RB	7.38	R6849-***-PRO-RB	5.16
		400	Roller			Moldon Alum. Rubber	S6849-***-MAR-RB	7.88	R6849-***-MAR-RB	5.66
		550	Roller			Polyolefin	S6849-***-POX-RB	7.10	R6849-***-POX-RB	4.88
		600	Roller			High Temp Phenolic (475°)	S6849-***-HTPH-RB	8.09	R6849-***-HTPH-RB	5.87
		650	Roller			Envirothane™	S6849-***-U-RB	7.50	R6849-***-U-RB	5.28
		650	Precision			Envirothane™ Grey - PB	S6849-***-UG-PB	7.48	R6849-***-UG-PB	5.26
		700	Roller			Envirothane™ Grey - RB	S6849-***-UG-RB	7.50	R6849-***-UG-RB	5.28
		750	Roller			Moldon Poly. Urethane	S6849-***-MPU-RB	7.46	R6849-***-MPU-RB	5.24
		750	Roller			ALTHane™	S6849-***-ALT-RB	7.30	R6849-***-ALT-RB	5.08
		750	Precision			Freedom™	S6849-***-FDM-PB	7.68	R6849-***-FDM-PB	5.65
		800	Roller			Lava™	S6849-***-LV-RB	7.36	R6849-***-LV-RB	5.14
		800	Roller			Moldon Alum. Urethane	S6849-***-MAU-RB	7.68	R6849-***-MAU-RB	5.46
		800	Roller			Phenolic	S6849-***-PH-RB	7.69	R6849-***-PH-RB	5.47
		800	Roller			RollX™	S6849-***-RX-RB	7.31	R6849-***-RX-RB	5.09
5"	2"	900	Roller	Lava™-WOW	S6849-***-LWV-RB	7.57	R6849-***-LWV-RB	5.35		
		900	Roller	Nyroll™	S6849-***-NYN-RB	7.46	R6849-***-NYN-RB	5.24		
		1,200	Roller	RollX™-WOW	S6849-***-RXW-RB	7.57	R6849-***-RXW-RB	5.35		
		350	Ball	Alum. Rubber Grey	S6859-***-ARG-BB	8.47	R6859-***-ARG-BB	5.88		
		350	Roller	Soft Rubber	S6859-***-SR-RB	8.48	R6859-***-SR-RB	5.89		
		375	Roller	ProTech™ Crown	S6859-***-PRO-RB	7.69	R6859-***-PRO-RB	5.10		
		500	Roller	Moldon Alum. Rubber	S6859-***-MAR-RB	8.15	R6859-***-MAR-RB	5.56		
		650	Roller	Polyolefin	S6859-***-POX-RB	7.20	R6859-***-POX-RB	4.61		
		750	Precision	Freedom™	S6859-***-FDM-PB	7.98	R6859-***-FDM-PB	5.39		
		750	Roller	High Temp Phenolic (475°)	S6859-***-HTPH-RB	8.25	R6859-***-HTPH-RB	5.66		
		800	Roller	Lava™	S6859-***-LV-RB	7.54	R6859-***-LV-RB	4.95		
		800	Roller	Envirothane™	S6859-***-U-RB	7.95	R6859-***-U-RB	5.36		
		800	Precision	Envirothane™ Grey - PB	S6859-***-UG-PB	8.00	R6859-***-UG-PB	5.41		
		800	Roller	Envirothane™ Grey - RB	S6859-***-UG-RB	7.95	R6859-***-UG-RB	5.36		
900	Roller	Moldon Alum. Urethane	S6859-***-MAU-RB	8.05	R6859-***-MAU-RB	5.46				
900	Roller	Moldon Poly. Urethane	S6859-***-MPU-RB	7.93	R6859-***-MPU-RB	5.34				
950	Roller	ALTHane™	S6859-***-ALT-RB	7.55	R6859-***-ALT-RB	4.96				
1,000	Roller	Nyroll™	S6859-***-NYN-RB	7.79	R6859-***-NYN-RB	5.20				
1,000	Roller	Phenolic	S6859-***-PH-RB	8.15	R6859-***-PH-RB	5.56				
1,000	Roller	RollX™	S6859-***-RX-RB	7.49	R6859-***-RX-RB	4.90				
1,100	Roller	Lava™-WOW	S6859-***-LWV-RB	7.85	R6859-***-LWV-RB	5.26				
1,400	Roller	RollX™-WOW	S6859-***-RXW-RB	7.85	R6859-***-RXW-RB	5.26				

STANDARD PLATE: A46H

H - Plate Thickness: 1/4"

PLATE DIAGRAMS



WHEEL			CASTER			PART NUMBER					
Diameter	Tread Width	Capacity Lbs.	Bearing Type	Swivel Radius	Overall Height	Wheel Type	Swivel	Caster Weight (lbs)	Rigid	Caster Weight (lbs)	
6"	2"	450	Ball	4 3/4"	7 1/2"	Balloon Cushion Rubber Grey	S6869-***-BARG-BB	9.03	R6869-***-BARG-BB	6.43	
		450	Roller			ProTech™ Crown	S6869-***-PRO-RB	8.22	R6869-***-PRO-RB	5.62	
		500	Roller			Moldon Alum. Rubber	S6869-***-MAR-RB	8.90	R6869-***-MAR-RB	6.30	
		500	Roller			ProTech™ Flat	S6869-***-PROF-RB	8.22	R6869-***-PROF-RB	5.62	
		700	Roller			Polyolefin	S6869-***-POX-RB	7.59	R6869-***-POX-RB	4.99	
		900	Roller			High Temp Phenolic (475°)	S6869-***-HTPH-RB	9.28	R6869-***-HTPH-RB	6.68	
		900	Roller			Moldon Poly. Urethane	S6869-***-MPU-RB	8.68	R6869-***-MPU-RB	6.08	
		950	Roller			Envirothane™	S6869-***-U-RB	8.86	R6869-***-U-RB	6.26	
		950	Precision			Envirothane™ Grey - PB	S6869-***-UG-PB	8.61	R6869-***-UG-PB	6.01	
		950	Roller			Envirothane™ Grey - RB	S6869-***-UG-RB	8.86	R6869-***-UG-RB	6.26	
		950	Precision			Envirothane™ Grey Crowned - PB	S6869-***-UGC-PB	8.56	R6869-***-UGC-PB	5.96	
		1,000	Precision			Freedom™	S6869-***-FDM-PB	9.13	R6869-***-FDM-PB	6.53	
		1,100	Roller			Lava™	S6869-***-LV-RB	8.00	R6869-***-LV-RB	5.40	
		1,150	Roller			ALThane™	S6869-***-ALT-RB	8.33	R6869-***-ALT-RB	5.73	
		1,150	Roller			ALThane™-WOW	S6869-***-ALTWOW-RB	8.33	R6869-***-ALTWOW-RB	5.73	
		1,200	Roller			Lava™-WOW	S6869-***-LVW-RB	8.52	R6869-***-LVW-RB	6.40	
		1,200	Roller			Moldon Alum. Urethane	S6869-***-MAU-RB	8.86	R6869-***-MAU-RB	6.26	
		1,200	Roller			Nyrol™	S6869-***-NYN-RB	8.49	R6869-***-NYN-RB	5.89	
		1,200	Roller			Phenolic	S6869-***-PH-RB	9.18	R6869-***-PH-RB	6.58	
		1,200	Roller			RollX™	S6869-***-RX-RB	7.94	R6869-***-RX-RB	5.34	
1,400	Precision	RollX™-WOW-PB	S6869-***-RXW-PB	8.57	R6869-***-RXW-PB	6.45					
1,400	Roller	RollX™-WOW	S6869-***-RXW-RB	8.52	R6869-***-RXW-RB	6.40					
8"	2"	550	Ball	6 1/4"	9 1/2"	Balloon Cushion Rubber Grey	S6889-***-BARG-BB	11.09	R6889-***-BARG-BB	8.31	
		600	Roller			Moldon Alum. Rubber	S6889-***-MAR-RB	10.26	R6889-***-MAR-RB	7.48	
		600	Roller			ProTech™ Crown	S6889-***-PRO-RB	9.57	R6889-***-PRO-RB	6.79	
		650	Roller			ProTech™ Flat	S6889-***-PROF-RB	9.53	R6889-***-PROF-RB	6.75	
		900	Roller			Polyolefin	S6889-***-POX-RB	8.55	R6889-***-POX-RB	5.77	
		1,000	Roller			Moldon Poly. Urethane	S6889-***-MPU-RB	9.72	R6889-***-MPU-RB	6.94	
		1,100	Roller			High Temp Phenolic (475°)	S6889-***-HTPH-RB	11.10	R6889-***-HTPH-RB	8.32	
		1,100	Roller			Envirothane™	S6889-***-U-RB	10.34	R6889-***-U-RB	7.56	
		1,100	Precision			Envirothane™ Grey - PB	S6889-***-UG-PB	10.20	R6889-***-UG-PB	7.42	
		1,100	Roller			Envirothane™ Grey - RB	S6889-***-UG-RB	10.34	R6889-***-UG-RB	7.56	
		1,100	Precision			Envirothane™ Grey Crowned - PB	S6889-***-UGC-PB	10.26	R6889-***-UGC-PB	7.48	
		1,200	Roller			ALThane™	S6889-***-ALT-RB	9.40	R6889-***-ALT-RB	6.62	
		1,200	Precision			Freedom™	S6889-***-FDM-PB	11.22	R6889-***-FDM-PB	8.44	
		1,200	Roller			Lava™	S6889-***-LV-RB	9.29	R6889-***-LV-RB	6.51	
		1,300	Roller			Lava™-WOW	S6889-***-LVW-RB	9.65	R6889-***-LVW-RB	6.87	
		1,400	Roller			Moldon Alum. Urethane	S6889-***-MAU-RB	10.44	R6889-***-MAU-RB	7.66	
		1,400	Roller			Nyrol™	S6889-***-NYN-RB	9.85	R6889-***-NYN-RB	7.07	
		1,400	Roller			Phenolic	S6889-***-PH-RB	11.00	R6889-***-PH-RB	8.22	
		1,400	Roller			RollX™	S6889-***-RX-RB	9.24	R6889-***-RX-RB	6.46	
		1,400	Roller			RollX™-WOW	S6889-***-RXW-RB	9.65	R6889-***-RXW-RB	6.87	

* Caster weight based on Standard Plate

STEMS

STANDARD THREADED LENGTH: 4"
 STANDARD ROUND LENGTH: 4"
 STANDARD METRIC LENGTH: 4"


CUSTOM DIAMETERS: any
 STANDARD LENGTHS: any



Threaded Stem



Round Stem



Metric Stem



THREADED STEMS

***	DIAMETER	LENGTH	TYPE
1/2-13X4H0	1/2"	4"	NC
5/8-11X4	5/8"	4"	NC
3/4-10X4	3/4"	4"	NC
7/8-9X4	7/8"	4"	NC
1-8X4	1"	4"	NC

ROUND STEMS

***	DIAMETER	LENGTH	TYPE
500 X 4	1/2"	4"	Plain
625 X 4	5/8"	4"	Plain
750 X 4	3/4"	4"	Plain
875 X 4	7/8"	4"	Plain
1.000 X 4	1"	4"	Plain
1.375 X 4	1 3/8"	4"	Plain

METRIC STEMS

***	DIAMETER	THREAD SIZE	LENGTH
M12-1.75X4	12mm	1.75	4"
M14-2X4	14mm	2.0	4"
M16-2X4	16mm	2.0	4"
M18-2.5X4	18mm	2.5	4"
M20-2.5X4	20mm	2.5	4"
M22-2.5X4	22mm	2.5	4"
M24-3X4	24mm	3.0	4"
M27-3X4	27mm	3.0	4"

* All Stems are Stainless Steel



SL6803

SPRING LOADED SERIES

1,500 LBS



FEATURES

KINGPIN: 3/4" diameter nut and bolt coined
RACEWAY: 3/8" diameter upper race; 5/16" diameter lower race; hardened steel load bearings
BUSHING: Roller bearings with drilled hardened steel spanner bushing and plastic side washers

AXLE&NUT: 1/2" zerk axle and lock nut (except with PB)
FINISH: Corrosion resistant bright zinc
LUBRICATION: Grease nipple in lower race
HARDENED: Work hardened double ball race
LEG SPACING: 2 1/2"

US Patent No: 6,539,578
 CAD Patent No: 2,311,524

EXCELLENT FOR:

- Mobile motion picture staging
- Aircraft ground support equipment
- In-plant trailer parts
- Trash containers
- Tool carts
- Amusement parks
- Asphalt paving machinery
- Material handling equipment



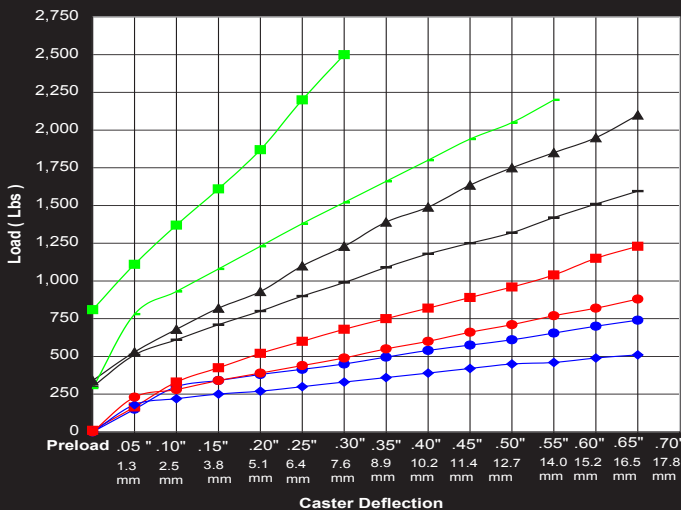
OPTIONS:

- AWL A Lock Wheel Brake (for 6" only)
- UWB Universal Wheel Brake
- 1PSL 1 Position Swivel Lock
- 2PSL 2 Position Swivel Lock
- 3PSL 3 Position Swivel Lock
- 4PSL 4 Position Swivel Lock without wings (welded)
- BB Ball Bearing
- BR Bronze Bearing
- DB Delrin Bearing
- NB Nylon Roller Bearing
- PB Precision Ball Bearing
- RBC Caged Roller Bearing
- C Raceway Seal
- OH Special Overall Height
- SSW Steel Side Washer
- SWH Heat-treated Side Washer
- TG Thread Guards
- Z Zerk in Wheel

WHEEL		CASTER				PART NUMBER					
Diameter	Tread Width	Capacity Lbs.	Bearing Type	Swivel Radius	Overall Height	Wheel Type	Swivel	Caster Weight (lbs)	Rigid	Caster Weight (lbs)	
5"	2"	350	Ball	4 13/16"	8"	Alum. Rubber Grey	SSL6863-***-5ARG-BB-Δ	10.95	RSL6863-***-5ARG-BB-Δ	9.45	
		350	Roller			Soft Rubber	SSL6863-***-5SR-RB-Δ	10.77	RSL6863-***-5SR-RB-Δ	9.27	
		375	Roller			ProTech™ Crown	SSL6863-***-5PRO-RB-Δ	9.98	RSL6863-***-5PRO-RB-Δ	8.48	
		450	Roller			Moldon Rubber	SSL6863-***-5MR-RB-Δ	11.66	RSL6863-***-5MR-RB-Δ	10.16	
		500	Roller			Moldon Alum. Rubber	SSL6863-***-5MAR-RB-Δ	10.44	RSL6863-***-5MAR-RB-Δ	8.94	
		650	Roller			Polyolefin	SSL6863-***-5POX-RB-Δ	9.50	RSL6863-***-5POX-RB-Δ	8.00	
		750	Roller			High Temp Phenolic (475°)	SSL6863-***-5HTPH-RB-Δ	10.54	RSL6863-***-5HTPH-RB-Δ	9.04	
		800	Roller			Lava™	SSL6863-***-5LV-RB-Δ	9.83	RSL6863-***-5LV-RB-Δ	8.33	
		800	Roller			Envirothane™	SSL6863-***-5U-RB-Δ	10.24	RSL6863-***-5U-RB-Δ	8.74	
		800	Precision			Envirothane™ Grey - PB	SSL6863-***-5UG-PB-Δ	10.29	RSL6863-***-5UG-PB-Δ	8.79	
		800	Roller			Envirothane™ Grey - RB	SSL6863-***-5UG-RB-Δ	10.24	RSL6863-***-5UG-RB-Δ	8.74	
		900	Roller			Moldon Alum. Urethane	SSL6863-***-5MAU-RB-Δ	10.34	RSL6863-***-5MAU-RB-Δ	8.84	
		900	Roller			Moldon Poly. Urethane	SSL6863-***-5MPU-RB-Δ	10.22	RSL6863-***-5MPU-RB-Δ	8.72	
		950	Roller			ALTHane™	SSL6863-***-5ALT-RB-Δ	9.84	RSL6863-***-5ALT-RB-Δ	8.34	
		1,000	Roller			Nyroll™	SSL6863-***-5NYN-RB-Δ	10.08	RSL6863-***-5NYN-RB-Δ	8.58	
		1,000	Roller			Phenolic	SSL6863-***-5PH-RB-Δ	10.44	RSL6863-***-5PH-RB-Δ	8.94	
		1,000	Roller			RollX™	SSL6863-***-5RX-RB-Δ	9.78	RSL6863-***-5RX-RB-Δ	8.28	
		1,100	Roller			Solid Steel	SSL6863-***-5SS-RB-Δ	12.78	RSL6863-***-5SS-RB-Δ	10.98	
		1,100	Roller			Heavy Duty Lava™	SSL6863-***-5LVHD-RB-Δ	10.15	RSL6863-***-5LVHD-RB-Δ	8.65	
		1,200	Roller			Moldon Urethane	SSL6863-***-5UR-RB-Δ	12.28	RSL6863-***-5UR-RB-Δ	10.78	
		1,400	Roller			V Groove	SSL6863-***-5VG-RB-Δ	13.50	RSL6863-***-5VG-RB-Δ	12.00	
		1,500	Roller			Ductile Iron Crowned	SSL6863-***-5DIC-RB-Δ	13.06	RSL6863-***-5DIC-RB-Δ	11.56	
1,500	Roller	Heavy Duty RollX™	SSL6863-***-5RXHD-RB-Δ	10.10	RSL6863-***-5RXHD-RB-Δ	8.60					

FINISHES:

- SL68?2 Chrome
- SL68?4 Black
- Inquiries on other finishes welcome



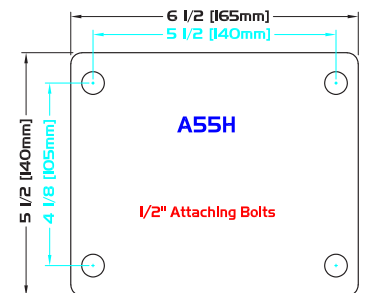
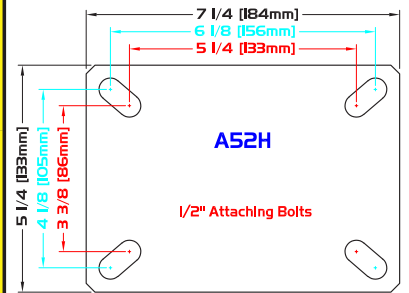
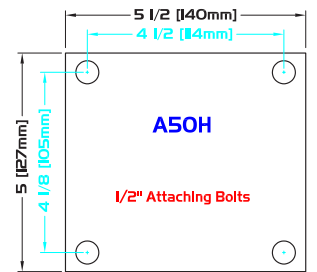
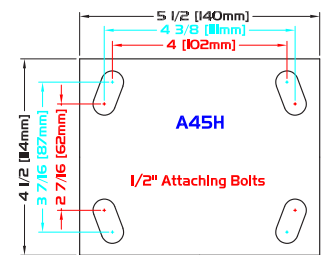
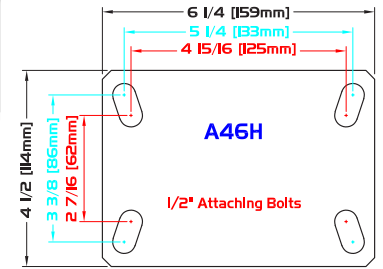
Type	Wheel Dia.
● A	5" or 6"
■ B	5" or 6"
▲ C	5" or 6"(Std.)
■ D	5" or 6"
● A	8"
● B	8"
— C	8" (Std.)
— D	8"

STANDARD PLATE: A46H

A46H

H - Plate Thickness: 1/4"

PLATE DIAGRAMS





WHEEL		CASTER		PART NUMBER									
Diameter	Tread Width	Capacity Lbs.	Bearing Type	Swivel Radius	Overall Height	Wheel Type	Swivel	Caster Weight (lbs)	Rigid	Caster Weight (lbs)			
6"	2"	250	Ball	5 5/16"	8 1/2"	Pneumatic Foam	SSL6863-***-PFC-BB-Δ	9.50	RSL6863-***-PFC-BB-Δ	8.00			
		250	Ball			Pneumatic Foam Grey	SSL6863-***-PFCG-BB-Δ	9.50	RSL6863-***-PFCG-BB-Δ	8.00			
		275	Ball			Pneumatic	SSL6863-***-PNC-BB-Δ	10.41	RSL6863-***-PNC-BB-Δ	8.91			
		275	Ball			Pneumatic Grey	SSL6863-***-PNCG-BB-Δ	10.41	RSL6863-***-PNCG-BB-Δ	8.91			
		450	Ball			Balloon Cushion Rubber Grey	SSL6863-***-BARG-BB-Δ	11.29	RSL6863-***-BARG-BB-Δ	9.79			
		450	Roller			ProTech™ Crown	SSL6863-***-PRO-RB-Δ	10.28	RSL6863-***-PRO-RB-Δ	8.78			
		500	Roller			Moldon Alum. Rubber	SSL6863-***-MAR-RB-Δ	10.96	RSL6863-***-MAR-RB-Δ	9.46			
		500	Roller			Moldon Rubber	SSL6863-***-MR-RB-Δ	12.64	RSL6863-***-MR-RB-Δ	11.14			
		500	Roller			ProTech™ Flat	SSL6863-***-PROF-RB-Δ	10.28	RSL6863-***-PROF-RB-Δ	8.78			
		700	Roller			Polyolefin	SSL6863-***-POX-RB-Δ	9.65	RSL6863-***-POX-RB-Δ	8.15			
		900	Roller			High Temp Phenolic (475°)	SSL6863-***-HTPH-RB-Δ	11.34	RSL6863-***-HTPH-RB-Δ	9.84			
		900	Roller			Moldon Poly. Urethane	SSL6863-***-MPU-RB-Δ	10.74	RSL6863-***-MPU-RB-Δ	9.24			
		950	Roller			Envirothane™	SSL6863-***-U-RB-Δ	10.92	RSL6863-***-U-RB-Δ	9.42			
		950	Precision			Envirothane™ Grey - PB	SSL6863-***-UG-PB-Δ	10.68	RSL6863-***-UG-PB-Δ	9.18			
		950	Roller			Envirothane™ Grey - RB	SSL6863-***-UG-RB-Δ	10.92	RSL6863-***-UG-RB-Δ	9.42			
		950	Precision			Envirothane™ Grey Crowned	SSL6863-***-UGC-PB-Δ	10.63	RSL6863-***-UGC-PB-Δ	9.13			
		1,100	Roller			Lava™	SSL6863-***-LV-RB-Δ	10.05	RSL6863-***-LV-RB-Δ	8.55			
		1,150	Roller			ALThane™	SSL6863-***-ALT-RB-Δ	10.39	RSL6863-***-ALT-RB-Δ	8.89			
		1,200	Roller			Moldon Alum. Urethane	SSL6863-***-MAU-RB-Δ	10.92	RSL6863-***-MAU-RB-Δ	9.42			
		1,200	Roller			Nyroll™	SSL6863-***-NYN-RB-Δ	10.55	RSL6863-***-NYN-RB-Δ	9.05			
		1,200	Roller			Phenolic	SSL6863-***-PH-RB-Δ	11.24	RSL6863-***-PH-RB-Δ	9.74			
		1,200	Roller			RollX™	SSL6863-***-RX-RB-Δ	10.00	RSL6863-***-RX-RB-Δ	8.50			
		1,200	Roller			Solid Steel	SSL6863-***-SS-RB-Δ	13.62	RSL6863-***-SS-RB-Δ	12.12			
		1,250	Roller			Moldon Urethane	SSL6863-***-UR-RB-Δ	13.10	RSL6863-***-UR-RB-Δ	11.60			
1,300	Roller	Heavy Duty Lava™	SSL6863-***-LVHD-RB-Δ	10.56	RSL6863-***-LVHD-RB-Δ	9.06							
1,400	Roller	V Groove	SSL6863-***-VG-RB-Δ	14.75	RSL6863-***-VG-RB-Δ	13.25							
1,500	Roller	Ductile Iron Crowned	SSL6863-***-DIC-RB-Δ	14.08	RSL6863-***-DIC-RB-Δ	12.58							
1,500	Roller	Heavy Duty RollX™	SSL6863-***-RXHD-RB-Δ	10.51	RSL6863-***-RXHD-RB-Δ	9.01							
1,500	Precision	RollX™-WOW-PB	SSL6863-***-RXW-PB-Δ	10.87	RSL6863-***-RXW-PB-Δ	8.75							
1,500	Roller	RollX™-WOW	SSL6863-***-RXW-RB-Δ	10.58	RSL6863-***-RXW-RB-Δ	8.46							
8"	2"	550	Ball	6 7/8"	10 1/2"	Balloon Cushion Rubber Grey	SSL6883-***-BARG-BB-Δ	13.51	RSL6883-***-BARG-BB-Δ	12.01			
		600	Roller			Moldon Alum. Rubber	SSL6883-***-MAR-RB-Δ	12.50	RSL6883-***-MAR-RB-Δ	11.00			
		600	Roller			Moldon Rubber	SSL6883-***-MR-RB-Δ	15.12	RSL6883-***-MR-RB-Δ	13.62			
		600	Roller			ProTech™ Crown	SSL6883-***-PRO-RB-Δ	11.81	RSL6883-***-PRO-RB-Δ	10.31			
		650	Roller			ProTech™ Flat	SSL6883-***-PROF-RB-Δ	11.77	RSL6883-***-PROF-RB-Δ	10.27			
		900	Roller			Polyolefin	SSL6883-***-POX-RB-Δ	10.79	RSL6883-***-POX-RB-Δ	9.29			
		1,000	Roller			Moldon Poly. Urethane	SSL6883-***-MPU-RB-Δ	11.96	RSL6883-***-MPU-RB-Δ	10.46			
		1,100	Roller			High Temp Phenolic (475°)	SSL6883-***-HTPH-RB-Δ	13.34	RSL6883-***-HTPH-RB-Δ	11.84			
		1,100	Roller			Envirothane™	SSL6883-***-U-RB-Δ	12.58	RSL6883-***-U-RB-Δ	11.08			
		1,100	Precision			Envirothane™ Grey - PB	SSL6883-***-UG-PB-Δ	12.45	RSL6883-***-UG-PB-Δ	10.95			
		1,100	Roller			Envirothane™ Grey - RB	SSL6883-***-UG-RB-Δ	12.58	RSL6883-***-UG-RB-Δ	11.08			
		1,100	Precision			Envirothane™ Grey Crowned	SSL6883-***-UGC-PB-Δ	12.51	RSL6883-***-UGC-PB-Δ	11.01			
		1,200	Roller			ALThane™	SSL6883-***-ALT-RB-Δ	11.64	RSL6883-***-ALT-RB-Δ	10.14			
		1,200	Roller			Lava™	SSL6883-***-LV-RB-Δ	11.53	RSL6883-***-LV-RB-Δ	10.03			
		1,250	Roller			Moldon Alum. Urethane	SSL6883-***-MAU-RB-Δ	12.68	RSL6883-***-MAU-RB-Δ	11.18			
		1,250	Roller			Nyroll™	SSL6883-***-NYN-RB-Δ	12.09	RSL6883-***-NYN-RB-Δ	10.59			
		1,250	Roller			Phenolic	SSL6883-***-PH-RB-Δ	13.24	RSL6883-***-PH-RB-Δ	11.74			
		1,250	Roller			RollX™	SSL6883-***-RX-RB-Δ	11.48	RSL6883-***-RX-RB-Δ	9.98			
		1,250	Roller			Solid Steel	SSL6883-***-SS-RB-Δ	16.68	RSL6883-***-SS-RB-Δ	15.18			
		1,250	Roller			Semi Steel	SSL6883-***-ST-RB-Δ	16.68	RSL6883-***-ST-RB-Δ	15.18			
		1,250	Roller			Moldon Urethane	SSL6883-***-UR-RB-Δ	15.84	RSL6883-***-UR-RB-Δ	14.34			
		1,250	Roller			V Groove	SSL6883-***-VG-RB-Δ	18.64	RSL6883-***-VG-RB-Δ	17.14			

* Caster weight based on Standard Plate

STEMS

STANDARD THREADED LENGTH: 4"
STANDARD ROUND LENGTH: 4"

CUSTOM DIAMETERS: any
STANDARD LENGTHS: any



THREADED STEMS

***	DIAMETER	LENGTH	TYPE
1/2-13X4HO	1/2"	4"	NC
5/8-11X4	5/8"	4"	NC
3/4-10X4	3/4"	4"	NC
7/8-9X4	7/8"	4"	NC
1-8X4	1"	4"	NC

ROUND STEMS

***	DIAMETER	LENGTH	TYPE
500 X 4	1/2"	4"	Plain
625 X 4	5/8"	4"	Plain
750 X 4	3/4"	4"	Plain
875 X 4	7/8"	4"	Plain
1.000 X 4	1"	4"	Plain
1.375 X 4	1 3/8"	4"	Plain



eHABS 500-25,000 LBS

EMERGENCY HAND ACTIVATED BRAKING SYSTEM

FEATURES

The Emergency Hand Activated Braking System has many possibilities that allow for a brake or swivel lock to be engaged and disengaged by hand, instead of the conventional foot operated devices. The eHABS is excellent for ergonomically challenged applications. As well, the brake can be engaged with greater speed.

**Available
in stainless steel**



EXCELLENT FOR:

- Emergency brake
- No run away carts
- Never forget to lock
- Always on pull-off
- No floor grade fears
- No bending to engage brake
- Add-on to any cart.(5th. wheel)
- Any length cable
- Stop on a ramp

APPLICATION:

- Cruise ships
- Postal
- Food carts
- Film production equipment
- Aircraft carries
- No bending
- Easily accessible
- Total brake engagement
- Ergonomically Friendly



SPECIAL:

Available in 6400 series and up



MOLDON ALUM.
RUBBER



MOLDON ALUM.
URETHANE



MOLDON
RUBBER



MOLDON
URETHANE

eHABS





6900 FORGED SERIES

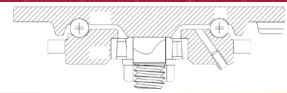
1,600 LBS



FEATURES

KINGPIN: 3/4" diameter integral kingpin and nut
RACEWAY: 7/16" diameter upper ball race with tapered roller thrust bearing
BUSHING: Roller bearings with drilled hardened steel spanner bushing and plastic side washers

AXLE&NUT: 1/2" zerk axle and lock nut (except with PB)
FINISH: Corrosion resistant bright zinc
LUBRICATION: Grease nipple in lower race
LEG SPACING: 2 1/2"



EXCELLENT FOR:

- Industrial Platforms
- Garbage & Cargo containers
- Dolly carts
- All other hard working industrial functions



WHEEL

CASTER

PART NUMBER

OPTIONS:

- TSB Thumb Screw Brake
- UWB Universal Wheel Brake
- BB Ball Bearing
- BR Bronze Bearing
- DB Delrin Bearing
- NB Nylon Roller Bearing
- PB Precision Ball Bearing
- RBC Caged Roller Bearing
- DW Double Welding
- SSW Steel Side Washer
- SWH Heat-treated Side Washer
- TG Thread Guards
- Z Zerk in Wheel

Diameter	Tread Width	Capacity Lbs.	Bearing Type	Swivel Radius	Overall Height	Wheel Type	Swivel	Caster Weight (lbs)	Rigid	Caster Weight (lbs)
4"	2"	300	Roller	3 13/16"	5 5/8"	Moldon Rubber	S6904-A46H-MR-RB	10.11	R6904-A46H-MR-RB	7.13
		300	Roller			ProTech™ Crown	S6904-A46H-PRO-RB	8.11	R6904-A46H-PRO-RB	5.13
		400	Roller			Moldon Alum. Rubber	S6904-A46H-MAR-RB	8.61	R6904-A46H-MAR-RB	5.63
		550	Roller			Polyolefin	S6904-A46H-POX-RB	7.83	R6904-A46H-POX-RB	4.85
		600	Roller			High Temp Phenolic (475°)	S6904-A46H-HTPH-RB	8.82	R6904-A46H-HTPH-RB	5.84
		650	Precision			Envirothane™ Grey - PB	S6904-A46H-UG-PB	8.23	R6904-A46H-UG-PB	5.25
		650	Roller			Envirothane™ Grey - RB	S6904-A46H-UG-RB	8.23	R6904-A46H-UG-RB	5.25
		700	Roller			Envirothane™	S6904-A46H-U-RB	8.23	R6904-A46H-U-RB	5.25
		700	Roller			Moldon Poly. Urethane	S6904-A46H-MPU-RB	8.19	R6904-A46H-MPU-RB	5.21
		700	Roller			Solid Steel	S6904-A46H-SS-RB	10.01	R6904-A46H-SS-RB	7.03
		700	Roller			Moldon Urethane Crown	S6904-A46H-URC-RB	9.83	R6904-A46H-URC-RB	6.85
		750	Roller			ALThane™	S6904-A46H-ALT-RB	8.03	R6904-A46H-ALT-RB	5.05
		750	Precision			Freedom™	S6904-A46H-FDM-PB	8.44	R6904-A46H-FDM-PB	5.46
		800	Roller			Lava™	S6904-A46H-LV-RB	8.09	R6904-A46H-LV-RB	5.11
		800	Roller			Moldon Alum. Urethane	S6904-A46H-MAU-RB	8.41	R6904-A46H-MAU-RB	5.43
		800	Roller			Phenolic	S6904-A46H-PH-RB	8.42	R6904-A46H-PH-RB	5.44
		800	Roller			RollX™	S6904-A46H-RX-RB	8.04	R6904-A46H-RX-RB	5.06
		800	Roller			Moldon Urethane	S6904-A46H-UR-RB	9.71	R6904-A46H-UR-RB	6.73
		900	Roller			Lava™-WOW	S6904-A46H-LVW-RB	8.30	R6904-A46H-LVW-RB	5.32
		900	Roller			Nyroll™	S6904-A46H-NYN-RB	8.19	R6904-A46H-NYN-RB	5.21
1,000	Roller	V Groove	S6904-A46H-VG-RB	11.03	R6904-A46H-VG-RB	8.05				
1,200	Roller	RollX™-WOW	S6904-A46H-RXW-RB	8.30	R6904-A46H-RXW-RB	5.32				
5"	2"	350	Ball	4 3/4"	6 1/2"	Alum. Rubber Grey	S6905-A46H-ARG-BB	9.39	R6905-A46H-ARG-BB	6.63
		350	Roller			Soft Rubber	S6905-A46H-SR-RB	9.36	R6905-A46H-SR-RB	6.60
		375	Roller			ProTech™ Crown	S6905-A46H-PRO-RB	8.57	R6905-A46H-PRO-RB	5.81
		450	Roller			Moldon Rubber	S6905-A46H-MR-RB	10.25	R6905-A46H-MR-RB	7.49
		500	Roller			Moldon Alum. Rubber	S6905-A46H-MAR-RB	9.03	R6905-A46H-MAR-RB	6.27
		650	Roller			Polyolefin	S6905-A46H-POX-RB	8.08	R6905-A46H-POX-RB	5.32
		750	Precision			Freedom™	S6905-A46H-FDM-PB	8.89	R6905-A46H-FDM-PB	6.13
		750	Roller			High Temp Phenolic (475°)	S6905-A46H-HTPH-RB	9.13	R6905-A46H-HTPH-RB	6.37
		800	Roller			Lava™	S6905-A46H-LV-RB	8.42	R6905-A46H-LV-RB	5.66
		800	Roller			Envirothane™	S6905-A46H-U-RB	8.83	R6905-A46H-U-RB	6.07
		800	Precision			Envirothane™ Grey - PB	S6905-A46H-UG-PB	8.89	R6905-A46H-UG-PB	6.13
		800	Roller			Envirothane™ Grey - RB	S6905-A46H-UG-RB	8.83	R6905-A46H-UG-RB	6.07
		800	Roller			Moldon Urethane Crown	S6905-A46H-URC-RB	10.17	R6905-A46H-URC-RB	7.41
		900	Roller			Moldon Alum. Urethane	S6905-A46H-MAU-RB	8.93	R6905-A46H-MAU-RB	6.17
		900	Roller			Moldon Poly. Urethane	S6905-A46H-MPU-RB	8.81	R6905-A46H-MPU-RB	6.05
		950	Roller			ALThane™	S6905-A46H-ALT-RB	8.43	R6905-A46H-ALT-RB	5.67
		1,000	Roller			Nyroll™	S6905-A46H-NYN-RB	8.67	R6905-A46H-NYN-RB	5.91
		1,000	Roller			Phenolic	S6905-A46H-PH-RB	9.03	R6905-A46H-PH-RB	6.27
		1,000	Roller			RollX™	S6905-A46H-RX-RB	8.37	R6905-A46H-RX-RB	5.61
		1,000	Roller			Solid Steel	S6905-A46H-SS-RB	11.07	R6905-A46H-SS-RB	8.31
1,100	Roller	Lava™-WOW	S6905-A46H-LVW-RB	7.73	R6905-A46H-LVW-RB	5.97				
1,200	Roller	Moldon Urethane	S6905-A46H-UR-RB	10.87	R6905-A46H-UR-RB	8.11				
1,400	Roller	RollX™-WOW	S6905-A46H-RXW-RB	7.73	R6905-A46H-RXW-RB	5.97				
1,400	Roller	V Groove	S6905-A46H-VG-RB	12.09	R6905-A46H-VG-RB	9.33				
1,600	Roller	Ductile Iron Crowned	S6905-A46H-DIC-RB	11.65	R6905-A46H-DIC-RB	8.89				

SPECIAL:

Drop forged steel top plate AISI 1045.
 Double deep grooved raceway.

PLATE DIAGRAMS

STANDARD PLATE: **A46H**

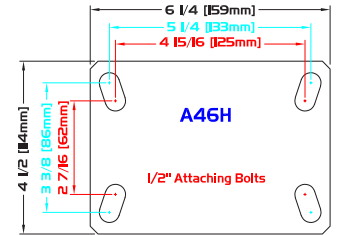
Plate Thickness: 1/4"

WHEEL

CASTER

PART NUMBER

Diameter	Tread Width	Capacity Lbs.	Bearing Type	Swivel Radius	Overall Height	Wheel Type	Swivel	Caster Weight (lbs)	Rigid	Caster Weight (lbs)
6"	2"	275	Precision	5 9/16"	7 1/2"	Flat Free	S6906-A46H-FFC-PBB	9.33	R6906-A46H-FFC-PBB	6.21
		450	Ball			Balloon Cushion Rubber Grey	S6906-A46H-BARG-BB	10.25	R6906-A46H-BARG-BB	7.13
		450	Roller			ProTech™ Crown	S6906-A46H-PRO-RB	9.39	R6906-A46H-PRO-RB	6.27
		500	Roller			Moldon Alum. Rubber	S6906-A46H-MAR-RB	10.07	R6906-A46H-MAR-RB	6.95
		500	Roller			Moldon Rubber	S6906-A46H-MR-RB	11.75	R6906-A46H-MR-RB	8.63
		500	Roller			ProTech™ Flat	S6906-A46H-PROF-RB	9.39	R6906-A46H-PROF-RB	6.27
		700	Roller			Polyolefin	S6906-A46H-POX-RB	8.76	R6906-A46H-POX-RB	5.64
		900	Roller			High Temp Phenolic (475°)	S6906-A46H-HTPH-RB	10.45	R6906-A46H-HTPH-RB	7.33
		900	Roller			Moldon Poly. Urethane	S6906-A46H-MPU-RB	9.85	R6906-A46H-MPU-RB	6.73
		900	Roller			Moldon Urethane Crown	S6906-A46H-URC-RB	11.62	R6906-A46H-URC-RB	8.50
		950	Roller			Envirothane™	S6906-A46H-U-RB	10.03	R6906-A46H-U-RB	6.91
		950	Precision			Envirothane™ Grey - PB	S6906-A46H-UG-PB	9.80	R6906-A46H-UG-PB	6.68
		950	Roller			Envirothane™ Grey - RB	S6906-A46H-UG-RB	10.03	R6906-A46H-UG-RB	6.91
		950	Precision			Envirothane™ Grey Crowned	S6906-A46H-UGC-PB	9.75	R6906-A46H-UGC-PB	6.63
		1,000	Precision			Freedom™	S6906-A46H-FDM-PB	10.33	R6906-A46H-FDM-PB	7.21
		1,100	Roller			Lava™	S6906-A46H-LV-RB	9.16	R6906-A46H-LV-RB	6.04
		1,150	Roller			ALThane™	S6906-A46H-ALT-RB	9.50	R6906-A46H-ALT-RB	6.38
		1,150	Roller			ALThane™-WOW	S6906-A46H-ALTWOW-RB	9.50	R6906-A46H-ALTWOW-RB	6.38
		1,200	Roller			Lava™-WOW	S6906-A46H-LVW-RB	9.69	R6906-A46H-LVW-RB	7.57
		1,200	Roller			Moldon Alum. Urethane	S6906-A46H-MAU-RB	10.03	R6906-A46H-MAU-RB	6.91
		1,200	Roller			Nyroll™	S6906-A46H-NYN-RB	9.66	R6906-A46H-NYN-RB	6.54
		1,200	Roller			Phenolic	S6906-A46H-PH-RB	10.35	R6906-A46H-PH-RB	7.23
		1,200	Roller			RollX™	S6906-A46H-RX-RB	9.11	R6906-A46H-RX-RB	6.00
		1,200	Roller			Solid Steel	S6906-A46H-SS-RB	12.73	R6906-A46H-SS-RB	9.61
		1,250	Roller			Moldon Urethane	S6906-A46H-UR-RB	12.21	R6906-A46H-UR-RB	9.09
		1,400	Roller			V Groove	S6906-A46H-VG-RB	13.85	R6906-A46H-VG-RB	10.73
		1,600	Roller			Ductile Iron Crowned	S6906-A46H-DIC-RB	13.19	R6906-A46H-DIC-RB	10.07
		1,600	Precision			RollX™-WOW-PB	S6906-A46H-RXW-PB	9.99	R6906-A46H-RXW-PB	7.87
		1,600	Roller			RollX™-WOW	S6906-A46H-RXW-RB	9.69	R6906-A46H-RXW-RB	7.57
		8"	2"			550	Ball	6 1/4"	10 1/8"	Balloon Cushion Rubber Grey
600	Roller			Moldon Alum. Rubber	S6908-A46H-MAR-RB	11.15	R6908-A46H-MAR-RB			8.25
600	Roller			Moldon Rubber	S6908-A46H-MR-RB	13.77	R6908-A46H-MR-RB			10.87
600	Roller			ProTech™ Crown	S6908-A46H-PRO-RB	10.46	R6908-A46H-PRO-RB			7.56
650	Roller			ProTech™ Flat	S6908-A46H-PROF-RB	10.46	R6908-A46H-PROF-RB			7.56
900	Roller			Polyolefin	S6908-A46H-POX-RB	9.44	R6908-A46H-POX-RB			6.54
1,000	Roller			Moldon Poly. Urethane	S6908-A46H-MPU-RB	10.61	R6908-A46H-MPU-RB			7.71
1,000	Roller			Moldon Urethane Crown	S6908-A46H-URC-RB	14.05	R6908-A46H-URC-RB			11.15
1,100	Roller			High Temp Phenolic (475°)	S6908-A46H-HTPH-RB	12.00	R6908-A46H-HTPH-RB			9.09
1,100	Roller			Envirothane™	S6908-A46H-U-RB	11.23	R6908-A46H-U-RB			8.33
1,100	Precision			Envirothane™ Grey - PB	S6908-A46H-UG-PB	11.11	R6908-A46H-UG-PB			8.21
1,100	Roller			Envirothane™ Grey - RB	S6908-A46H-UG-RB	11.23	R6908-A46H-UG-RB			8.33
1,100	Precision			Envirothane™ Grey Crowned	S6908-A46H-UGC-PB	11.17	R6908-A46H-UGC-PB			8.27
1,200	Roller			ALThane™	S6908-A46H-ALT-RB	10.29	R6908-A46H-ALT-RB			7.39
1,200	Precision			Freedom™	S6908-A46H-FDM-PB	12.14	R6908-A46H-FDM-PB			9.24
1,200	Roller			Lava™	S6908-A46H-LV-RB	10.18	R6908-A46H-LV-RB			7.28
1,300	Roller			Lava™-WOW	S6908-A46H-LVW-RB	10.45	R6908-A46H-LVW-RB			7.64
1,400	Roller			Nyroll™	S6908-A46H-NYN-RB	10.74	R6908-A46H-NYN-RB			7.84
1,400	Roller			Phenolic	S6908-A46H-PH-RB	11.89	R6908-A46H-PH-RB			9.00
1,400	Roller			RollX™	S6908-A46H-RX-RB	10.13	R6908-A46H-RX-RB			7.23
1,400	Roller			Solid Steel	S6908-A46H-SS-RB	15.33	R6908-A46H-SS-RB			12.43
1,400	Roller			Semi Steel	S6908-A46H-ST-RB	15.33	R6908-A46H-ST-RB			12.43
1,400	Roller			V Groove	S6908-A46H-VG-RB	17.29	R6908-A46H-VG-RB			14.39
1,500	Roller			Moldon Alum. Urethane	S6908-A46H-MAU-RB	11.33	R6908-A46H-MAU-RB			8.43
1,500	Roller	Moldon Urethane	S6908-A46H-UR-RB	14.49	R6908-A46H-UR-RB	11.59				
1,600	Roller	RollX™-WOW	S6908-A46H-RXW-RB	10.45	R6908-A46H-RXW-RB	7.64				



* Caster weight based on Standard Plate



TEXTILE SERIES

950LBS



FEATURES

KINGPIN: 1 1/2" Tread; 5/8" Rivet diameter;
2" Tread; 3/4" Rivet diameter

RACEWAY: 1 1/2" Tread; 5/16" diameter upper race; 1/4" diameter lower race; hardened steel load bearings
2" Tread; 3/8" diameter upper race; 5/16" diameter lower race; hardened steel load bearings

BUSHING: Roller bearings with drilled hardened steel spanner bushing and plastic side washers
1/2" zerk axle and lock nut (except with PB)

AXLE&NUT: Corrosion resistant bright zinc

FINISH: Grease nipple in lower race

LUBRICATION: Yoke and plate

HARDENED: Yoke and plate

EXCELLENT FOR:

- Medium duty platform trucks
- Small Garbage bins
- Food service equipment
- Hotel
- Large stock carts



OPTIONS:

- 4PSL 4 Position Swivel Lock without wings (welded)
- BB Ball Bearing
- BR Bronze Bearing
- DB Delrin Bearing
- NB Nylon Roller Bearing
- PB Precision Ball Bearing
- RBC Caged Roller Bearing
- C Raceway Seal
- SSW Steel Side Washer
- SWH Heat-treated Side Washer
- Z Zerk in Wheel

SPECIAL:

Algood's Textile Caster are used where minimizing threads wrapping around axles.
Thread Guards, prevent debris on the wheel bearings retain lubricants and keep out contaminants.
Special plates available:

A38H • A40H • A46H • A50H for 1 1/2" Tread
A46H • A50H for 2" Tread

WHEEL		CASTER				PART NUMBER				
Diameter	Tread Width	Capacity Lbs.	Bearing Type	Swivel Radius	Overall Height	Wheel Type	Swivel	Caster Weight (lbs)	Rigid	Caster Weight (lbs)
4"	1 1/2"	325	Roller	1 3/4"	5 1/4"	ProTech™ Flat	S6443-***-PROF-RB-TG-TX	4.32	R6443-***-PROF-RB-TG-TX	3.52
		400	Roller			Polyolefin	S6443-***-PO-RB-TG-TX	4.19	R6443-***-PO-RB-TG-TX	3.39
		400	Roller			High Temp Phenolic (475°)	S6443-***-HTPH-RB-TG-TX	4.85	R6443-***-HTPH-RB-TG-TX	4.05
		500	Roller			Envirothane™	S6443-***-U-RB-TG-TX	4.46	R6443-***-U-RB-TG-TX	3.66
		500	Roller			Envirothane™ Grey - RB	S6443-***-UG-RB-TG-TX	4.46	R6443-***-UG-RB-TG-TX	3.66
		600	Roller			Nyroll™	S6443-***-NYN-RB-TG-TX	4.34	R6443-***-NYN-RB-TG-TX	3.54
		600	Roller			Phenolic	S6443-***-PH-RB-TG-TX	4.54	R6443-***-PH-RB-TG-TX	3.74
		600	Roller			Moldon Urethane	S6443-***-UR-RB-TG-TX	5.50	R6443-***-UR-RB-TG-TX	4.70
		675	Roller			Moldon Alum. Urethane	S6443-***-MAU-RB-TG-TX	4.63	R6443-***-MAU-RB-TG-TX	3.83
		675	Roller			Lava™	S6443-***-LV-RB-TG-TX	4.65	R6443-***-LV-RB-TG-TX	3.85
		675	Roller			RollX™	S6443-***-RX-RB-TG-TX	4.55	R6443-***-RX-RB-TG-TX	3.75
		5"	1 1/2"			325	Roller	1 7/8"	6 1/4"	ProTech™ Flat
400	Roller			High Temp Phenolic (475°)	S6453-***-HTPH-RB-TG-TX	4.99	R6453-***-HTPH-RB-TG-TX			4.19
450	Roller			Polyolefin	S6453-***-PO-RB-TG-TX	4.33	R6453-***-PO-RB-TG-TX			3.53
600	Roller			Nyroll™	S6453-***-NYN-RB-TG-TX	4.54	R6453-***-NYN-RB-TG-TX			3.74
600	Roller			Phenolic	S6453-***-PH-RB-TG-TX	4.94	R6453-***-PH-RB-TG-TX			4.14
600	Roller			Envirothane™	S6453-***-U-RB-TG-TX	4.92	R6453-***-U-RB-TG-TX			4.12
600	Roller			Envirothane™ Grey - RB	S6453-***-UG-RB-TG-TX	4.92	R6453-***-UG-RB-TG-TX			4.12
675	Roller			Moldon Alum. Urethane	S6453-***-MAU-RB-TG-TX	4.98	R6453-***-MAU-RB-TG-TX			4.18
675	Roller			Lava™	S6453-***-LV-RB-TG-TX	4.91	R6453-***-LV-RB-TG-TX			4.11
675	Roller			RollX™	S6453-***-RX-RB-TG-TX	5.24	R6453-***-RX-RB-TG-TX			4.44
675	Roller			Moldon Urethane	S6453-***-UR-RB-TG-TX	6.52	R6453-***-UR-RB-TG-TX			5.72
2"	375			Roller	2 1/16"	6 1/2"	ProTech™ Crown			S6853-***-PRO-RB-TG-TX
	500		Roller	Moldon Alum. Rubber			S6853-***-MAR-RB-TG-TX	7.21	R6853-***-MAR-RB-TG-TX	5.69
	650		Roller	Polyolefin			S6853-***-POX-RB-TG-TX	6.26	R6853-***-POX-RB-TG-TX	4.74
	750		Precision	Freedom™			S6853-***-FDM-PB-TG-TX	7.03	R6853-***-FDM-PB-TG-TX	5.51
	750		Roller	High Temp Phenolic (475°)			S6853-***-HTPH-RB-TG-TX	7.31	R6853-***-HTPH-RB-TG-TX	5.79
	800		Roller	Lava™			S6853-***-LV-RB-TG-TX	6.60	R6853-***-LV-RB-TG-TX	5.08
	800		Roller	Envirothane™			S6853-***-U-RB-TG-TX	7.01	R6853-***-U-RB-TG-TX	5.49
	800		Precision	Envirothane™ Grey - PB			S6853-***-UG-PB-TG-TX	7.03	R6853-***-UG-PB-TG-TX	5.51
	800		Roller	Moldon Urethane Crown			S6853-***-URC-RB-TG-TX	8.35	R6853-***-URC-RB-TG-TX	6.83
	900		Roller	Moldon Alum. Urethane			S6853-***-MAU-RB-TG-TX	7.11	R6853-***-MAU-RB-TG-TX	5.59
	950		Roller	ALTHANE™			S6853-***-ALT-RB-TG-TX	6.61	R6853-***-ALT-RB-TG-TX	5.09
	950		Roller	Nyroll™			S6853-***-NYN-RB-TG-TX	6.85	R6853-***-NYN-RB-TG-TX	5.33
950	Roller		Phenolic	S6853-***-PH-RB-TG-TX	7.21	R6853-***-PH-RB-TG-TX	5.69			
950	Roller	RollX™	S6853-***-RX-RB-TG-TX	6.45	R6853-***-RX-RB-TG-TX	4.93				
950	Roller	Lava™-WOW	S6853-***-LVW-RB-TG-TX	6.60	R6853-***-LVW-RB-TG-TX	5.08				
950	Roller	Moldon Urethane	S6853-***-UR-RB-TG-TX	9.05	R6853-***-UR-RB-TG-TX	7.53				
950	Roller	RollX™-WOW	S6853-***-RXW-RB-TG-TX	6.91	R6853-***-RXW-RB-TG-TX	5.39				

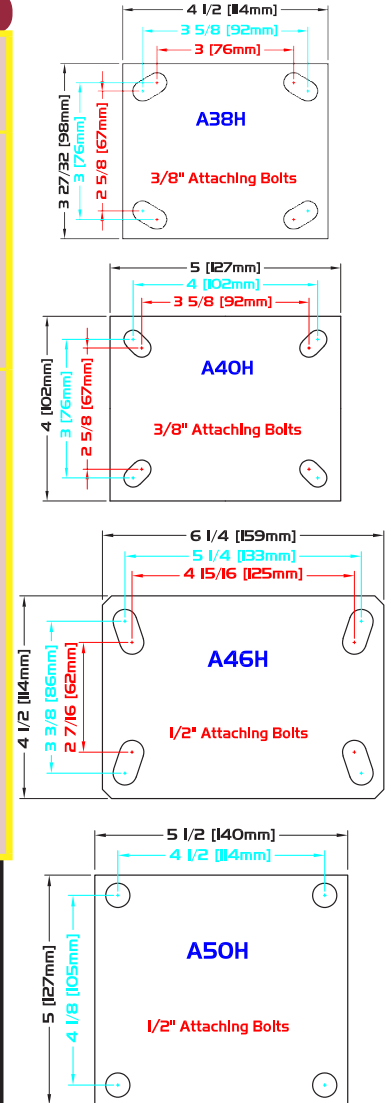
* Caster weight based on Standard Plate and Application specific

PLATE DIAGRAMS

STANDARD PLATE: A38H for 1 1/2" Tread H - Plate Thickness: 1/4"
 STANDARD PLATE: A46H for 2" Tread H - Plate Thickness: 1/4"

WHEEL		CASTER		PART NUMBER							
Diameter	Tread Width	Capacity Lbs.	Bearing Type	Swivel Radius	Overall Height	Wheel Type	Swivel	Caster Weight (lbs)	Rigid	Caster Weight (lbs)	
6"	1 1/2"	375	Roller	2"	7 1/4"	ProTech™ Flat	S6463-***-PROF-RB-TG-TX	4.72	R6463-***-PROF-RB-TG-TX	3.92	
		500	Roller			High Temp Phenolic (475°)	S6463-***-HTPH-RB-TG-TX	5.84	R6463-***-HTPH-RB-TG-TX	5.04	
		550	Roller			Polyolefin	S6463-***-PO-RB-TG-TX	4.82	R6463-***-PO-RB-TG-TX	4.02	
		675	Roller			Moldon Alum. Urethane	S6463-***-MAU-RB-TG-TX	5.32	R6463-***-MAU-RB-TG-TX	4.52	
		675	Roller			Nyroll™	S6463-***-NYN-RB-TG-TX	5.06	R6463-***-NYN-RB-TG-TX	4.26	
		675	Roller			Phenolic	S6463-***-PH-RB-TG-TX	5.20	R6463-***-PH-RB-TG-TX	4.40	
		675	Roller			Envirothane™	S6463-***-U-RB-TG-TX	5.20	R6463-***-U-RB-TG-TX	4.40	
	675	Precision	Envirothane™ Grey - PB	S6463-***-UG-PB-TG-TX	5.20	R6463-***-UG-PB-TG-TX	4.40				
	675	Roller	Moldon Urethane	S6463-***-UR-RB-TG-TX	7.00	R6463-***-UR-RB-TG-TX	6.20				
	6"	2"	450	Roller	2 3/8"	7 1/2"	ProTech™ Crown	S6863-***-PRO-RB-TG-TX	6.87	R6863-***-PRO-RB-TG-TX	5.31
			500	Roller			Moldon Alum. Rubber	S6863-***-MAR-RB-TG-TX	7.95	R6863-***-MAR-RB-TG-TX	6.39
			500	Roller			ProTech™ Flat	S6863-***-PROF-RB-TG-TX	6.87	R6863-***-PROF-RB-TG-TX	5.31
			700	Roller			Polyolefin	S6863-***-POX-RB-TG-TX	6.46	R6863-***-POX-RB-TG-TX	4.90
			900	Roller			High Temp Phenolic (475°)	S6863-***-HTPH-RB-TG-TX	8.15	R6863-***-HTPH-RB-TG-TX	6.59
900			Roller	Moldon Urethane Crown			S6863-***-URC-RB-TG-TX	9.32	R6863-***-URC-RB-TG-TX	7.76	
950			Roller	ALThane™			S6863-***-ALT-RB-TG-TX	7.20	R6863-***-ALT-RB-TG-TX	5.64	
950			Roller	ALThane™-WOW			S6863-***-ALTWOW-RB-TG-TX	6.90	R6863-***-ALTWOW-RB-TG-TX	5.34	
950			Roller	Envirothane™			S6863-***-U-RB-TG-TX	7.37	R6863-***-U-RB-TG-TX	6.17	
950			Precision	Envirothane™ Grey - PB			S6863-***-UG-PB-TG-TX	7.46	R6863-***-UG-PB-TG-TX	5.90	
950			Precision	Freedom™			S6863-***-FDM-PB-TG-TX	8.00	R6863-***-FDM-PB-TG-TX	6.44	
950			Roller	Lava™			S6863-***-LV-RB-TG-TX	6.86	R6863-***-LV-RB-TG-TX	5.30	
950			Roller	Lava™-WOW			S6863-***-LVW-RB-TG-TX	7.35	R6863-***-LVW-RB-TG-TX	5.79	
950			Roller	Moldon Alum. Urethane			S6863-***-MAU-RB-TG-TX	7.73	R6863-***-MAU-RB-TG-TX	6.17	
950	Roller	Moldon Urethane	S6863-***-UR-RB-TG-TX	9.91	R6863-***-UR-RB-TG-TX	8.35					
950	Roller	Nyroll™	S6863-***-NYN-RB-TG-TX	7.36	R6863-***-NYN-RB-TG-TX	5.80					
950	Roller	Phenolic	S6863-***-PH-RB-TG-TX	8.05	R6863-***-PH-RB-TG-TX	6.49					
950	Roller	RollX™	S6863-***-RX-RB-TG-TX	6.71	R6863-***-RX-RB-TG-TX	5.15					
950	Roller	RollX™-WOW	S6863-***-RXW-RB-TG-TX	7.35	R6863-***-RXW-RB-TG-TX	5.79					

* Caster weight based on Standard Plate and Application specific



7000 SERIES

Special stems & plates available (see 7003 series)
Available in stainless steel (see 7009 series)

900 LBS



FEATURES

KINGPIN: 5/8" diameter nut and bolt coined
RACEWAY: 5/16" diameter upper race; 1/4" diameter lower race; hardened steel load bearings
BUSHING: Roller bearings with drilled hardened steel spanner bushing and plastic side washers

AXLE&NUT: 1/2" zerk axle and lock nut (except with PB)
FINISH: Corrosion resistant bright zinc
LUBRICATION: Grease nipple in lower race
HARDENED: Work hardened double ball race
LEG SPACING: 2 1/2"

EXCELLENT FOR:

- Stock carts
- Platform trucks
- Garbage bins
- Wire shelving units
- Heavy service equipment
- Factory use
- Rugged, yet economical



WHEEL

CASTER

PART NUMBER

OPTIONS:

- SLB Side Locking Brake
- TLB Top Locking Brake (TLB & TLB1 not available with the 3 1/4" wheel)
- TLB1 ALGrip
- TSB Thumb Screw Brake
- UWB Universal Wheel Brake
- 4PSL 4 Position Swivel Lock without wings (welded)
- BB Ball Bearing
- BR Bronze Bearing
- DB Delrin Bearing
- NB Nylon Roller Bearing
- PB Precision Ball Bearing
- RBC Caged Roller Bearing
- C Raceway Seal
- DW Double Welding
- SSW Steel Side Washer
- SWH Heat-treated Side Washer
- TG Thread Guards
- Z Zerk in Wheel

SPECIAL:

Special stems and plates available (see 7003 series)

Available in stainless steel (see 7009 series)

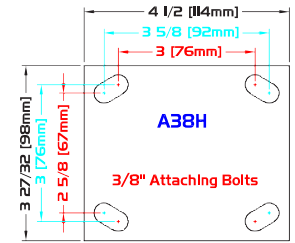
Diameter	Tread Width	Capacity Lbs.	Bearing Type	Swivel Radius	Overall Height	Wheel Type	Swivel	Caster Weight (lbs)	Rigid	Caster Weight (lbs)
4"	2"	300	Roller	3 9/16"	5 5/8"	Moldon Rubber	S7004-A38H-MR-RB	6.47	R7004-A38H-MR-RB	5.51
		300	Roller			ProTech™ Crown	S7004-A38H-PRO-RB	4.47	R7004-A38H-PRO-RB	3.51
		400	Roller			Moldon Alum. Rubber	S7004-A38H-MAR-RB	4.79	R7004-A38H-MAR-RB	4.01
		550	Roller			Polyolefin	S7004-A38H-POX-RB	4.19	R7004-A38H-POX-RB	3.23
		600	Roller			High Temp Phenolic (475°)	S7004-A38H-HTPH-RB	5.18	R7004-A38H-HTPH-RB	4.22
		650	Roller			Envirothane™	S7004-A38H-U-RB	4.59	R7004-A38H-U-RB	3.63
		650	Precision			Envirothane™ Grey - PB	S7004-A38H-UG-PB	4.57	R7004-A38H-UG-PB	3.61
		650	Roller			Envirothane™ Grey - RB	S7004-A38H-UG-RB	4.59	R7004-A38H-UG-RB	3.63
		700	Roller			Moldon Poly. Urethane	S7004-A38H-MPU-RB	4.55	R7004-A38H-MPU-RB	3.59
		700	Roller			Solid Steel	S7004-A38H-SS-RB	6.37	R7004-A38H-SS-RB	5.41
		700	Roller			Moldon Urethane Crown	S7004-A38H-URC-RB	6.19	R7004-A38H-URC-RB	5.23
		750	Roller			ALTHane™	S7004-A38H-ALT-RB	4.39	R7004-A38H-ALT-RB	3.43
		750	Precision			Freedom™	S7004-A38H-FDM-PB	4.80	R7004-A38H-FDM-PB	3.84
		800	Roller			Lava™	S7004-A38H-LV-RB	4.45	R7004-A38H-LV-RB	3.49
		800	Roller			Moldon Alum. Urethane	S7004-A38H-MAU-RB	4.77	R7004-A38H-MAU-RB	3.81
		800	Roller			Phenolic	S7004-A38H-PH-RB	4.78	R7004-A38H-PH-RB	3.82
		800	Roller			RollX™	S7004-A38H-RX-RB	4.40	R7004-A38H-RX-RB	3.44
		800	Roller			Moldon Urethane	S7004-A38H-UR-RB	6.07	R7004-A38H-UR-RB	5.11
		900	Roller			Lava™-WOW	S7004-A38H-LVW-RB	4.66	R7004-A38H-LVW-RB	3.70
		900	Roller			Nyroll™	S7004-A38H-NYN-RB	4.55	R7004-A38H-NYN-RB	3.59
900	Roller	RollX™-WOW	S7004-A38H-RXW-RB	4.66	R7004-A38H-RXW-RB	3.70				
900	Roller	V Groove	S7004-A38H-VG-RB	7.39	R7004-A38H-VG-RB	6.43				
5"	2"	350	Ball	4 1/4"	6 1/2"	Alum. Rubber Grey	S7005-A38H-ARG-BB	5.71	R7005-A38H-ARG-BB	4.75
		350	Roller			Soft Rubber	S7005-A38H-SR-RB	5.68	R7005-A38H-SR-RB	4.72
		375	Roller			ProTech™ Crown	S7005-A38H-PRO-RB	4.89	R7005-A38H-PRO-RB	3.93
		450	Roller			Moldon Rubber	S7005-A38H-MR-RB	6.57	R7005-A38H-MR-RB	5.61
		500	Roller			Moldon Alum. Rubber	S7005-A38H-MAR-RB	5.35	R7005-A38H-MAR-RB	4.39
		650	Roller			Polyolefin	S7005-A38H-POX-RB	4.40	R7005-A38H-POX-RB	3.44
		750	Precision			Freedom™	S7005-A38H-FDM-PB	5.21	R7005-A38H-FDM-PB	4.25
		750	Roller			High Temp Phenolic (475°)	S7005-A38H-HTPH-RB	5.35	R7005-A38H-HTPH-RB	4.49
		800	Roller			Lava™	S7005-A38H-LV-RB	4.74	R7005-A38H-LV-RB	3.78
		800	Roller			Envirothane™	S7005-A38H-U-RB	5.15	R7005-A38H-U-RB	4.19
		800	Precision			Envirothane™ Grey - PB	S7005-A38H-UG-PB	5.13	R7005-A38H-UG-PB	4.17
		800	Roller			Envirothane™ Grey - RB	S7005-A38H-UG-RB	5.15	R7005-A38H-UG-RB	4.19
		800	Roller			Moldon Urethane Crown	S7005-A38H-URC-RB	6.49	R7005-A38H-URC-RB	5.53
		900	Roller			ALTHane™	S7005-A38H-ALT-RB	4.75	R7005-A38H-ALT-RB	3.79
		900	Roller			Ductile Iron Crowned	S7005-A38H-DIC-RB	7.97	R7005-A38H-DIC-RB	7.01
		900	Roller			Lava™-WOW	S7005-A38H-LVW-RB	5.05	R7005-A38H-LVW-RB	4.09
		900	Roller			Moldon Alum. Urethane	S7005-A38H-MAU-RB	5.25	R7005-A38H-MAU-RB	4.29
		900	Roller			Moldon Poly. Urethane	S7005-A38H-MPU-RB	5.13	R7005-A38H-MPU-RB	4.17
		900	Roller			Nyroll™	S7005-A38H-NYN-RB	4.99	R7005-A38H-NYN-RB	4.03
		900	Roller			Phenolic	S7005-A38H-PH-RB	5.35	R7005-A38H-PH-RB	4.39
900	Roller	RollX™	S7005-A38H-RX-RB	4.69	R7005-A38H-RX-RB	3.73				
900	Roller	RollX™-WOW	S7005-A38H-RXW-RB	5.05	R7005-A38H-RXW-RB	4.09				
900	Roller	Solid Steel	S7005-A38H-SS-RB	7.39	R7005-A38H-SS-RB	6.43				
900	Roller	Moldon Urethane	S7005-A38H-UR-RB	7.19	R7005-A38H-UR-RB	6.23				
900	Roller	V Groove	S7005-A38H-VG-RB	8.41	R7005-A38H-VG-RB	7.45				

PLATE DIAGRAMS

STANDARD PLATE: **A38H**

Plate Thickness: 1/4"

WHEEL			CASTER			PART NUMBER				
Diameter	Tread Width	Capacity Lbs.	Bearing Type	Swivel Radius	Overall Height	Wheel Type	Swivel	Caster Weight (lbs)	Rigid	Caster Weight (lbs)
6"	2"	275	Precision	5"	7 1/2"	Flat Free	S7006-A38H-FFC-PBB	5.21	R7006-A38H-FFC-PBB	4.27
		450	Ball			Balloon Cushion Rubber Grey	S7006-A38H-BARG-BB	6.13	R7006-A38H-BARG-BB	5.19
		450	Roller			ProTech™ Crown	S7006-A38H-PRO-RB	5.27	R7006-A38H-PRO-RB	4.33
		500	Roller			Moldon Alum. Rubber	S7006-A38H-MAR-RB	5.95	R7006-A38H-MAR-RB	5.01
		500	Roller			Moldon Rubber	S7006-A38H-MR-RB	7.63	R7006-A38H-MR-RB	6.69
		500	Roller			ProTech™ Flat	S7006-A38H-PROF-RB	5.27	R7006-A38H-PROF-RB	4.33
		700	Roller			Polyolefin	S7006-A38H-POX-RB	4.64	R7006-A38H-POX-RB	3.70
		900	Roller			ALThane™	S7006-A38H-ALT-RB	5.38	R7006-A38H-ALT-RB	4.44
		900	Roller			ALThane™-WOW	S7006-A38H-ALTWOW-RB	5.38	R7006-A38H-ALTWOW-RB	4.44
		900	Roller			Ductile Iron Crowned	S7006-A38H-DIC-RB	9.07	R7006-A38H-DIC-RB	8.13
		900	Precision			Freedom™	S7006-A38H-FDM-PB	6.21	R7006-A38H-FDM-PB	5.27
		900	Roller			Lava™	S7006-A38H-LV-RB	5.04	R7006-A38H-LV-RB	4.10
		900	Roller			Lava™-WOW	S7006-A38H-LVW-RB	5.57	R7006-A38H-LVW-RB	4.63
		900	Roller			Moldon Alum. Urethane	S7006-A38H-MAU-RB	5.91	R7006-A38H-MAU-RB	4.97
		900	Roller			Moldon Poly. Urethane	S7006-A38H-MPU-RB	5.73	R7006-A38H-MPU-RB	4.79
		900	Roller			Nyroll™	S7006-A38H-NYN-RB	5.54	R7006-A38H-NYN-RB	4.60
		900	Roller			Phenolic	S7006-A38H-PH-RB	6.23	R7006-A38H-PH-RB	5.29
		900	Roller			High Temp Phenolic (475°)	S7006-A38H-HTPH-RB	6.33	R7006-A38H-HTPH-RB	5.39
		900	Roller			RollX™	S7006-A38H-RX-RB	4.99	R7006-A38H-RX-RB	4.05
		900	Precision			RollX™-WOW-PB	S7006-A38H-RXW-PB	5.87	R7006-A38H-RXW-PB	4.93
		900	Roller			RollX™-WOW	S7006-A38H-RXW-RB	5.57	R7006-A38H-RXW-RB	4.63
		900	Roller			Solid Steel	S7006-A38H-SS-RB	8.61	R7006-A38H-SS-RB	7.67
		900	Roller			Envirothane™	S7006-A38H-U-RB	5.91	R7006-A38H-U-RB	4.97
		900	Precision			Envirothane™ Grey - PB	S7006-A38H-UG-PB	5.68	R7006-A38H-UG-PB	4.74
900	Roller	Envirothane™ Grey - RB	S7006-A38H-UG-RB	5.91	R7006-A38H-UG-RB	4.97				
900	Precision	Envirothane™ Grey Crowned	S7006-A38H-UGC-PB	5.63	R7006-A38H-UGC-PB	4.69				
900	Roller	Moldon Urethane	S7006-A38H-UR-RB	8.09	R7006-A38H-UR-RB	7.15				
900	Roller	Moldon Urethane Crown	S7006-A38H-URC-RB	7.50	R7006-A38H-URC-RB	6.56				
900	Roller	V Groove	S7006-A38H-VG-RB	9.73	R7006-A38H-VG-RB	8.79				
8"	2"	550	Ball	6 1/2"	9 1/2"	Balloon Cushion Rubber Grey	S7008-A38H-BARG-BB	8.05	R7008-A38H-BARG-BB	6.99
		600	Roller			Moldon Alum. Rubber	S7008-A38H-MAR-RB	7.19	R7008-A38H-MAR-RB	6.13
		600	Roller			Moldon Rubber	S7008-A38H-MR-RB	9.81	R7008-A38H-MR-RB	8.75
		600	Roller			ProTech™ Crown	S7008-A38H-PRO-RB	6.50	R7008-A38H-PRO-RB	5.44
		650	Roller			ProTech™ Flat	S7008-A38H-PROF-RB	6.50	R7008-A38H-PROF-RB	5.40
		900	Roller			ALThane™	S7008-A38H-ALT-RB	6.33	R7008-A38H-ALT-RB	5.27
		900	Precision			Freedom™	S7008-A38H-FDM-PB	8.18	R7008-A38H-FDM-PB	7.12
		900	Roller			Lava™	S7008-A38H-LV-RB	6.22	R7008-A38H-LV-RB	5.16
		900	Roller			Lava™-WOW	S7008-A38H-LVW-RB	6.58	R7008-A38H-LVW-RB	5.52
		900	Roller			Moldon Alum. Urethane	S7008-A38H-MAU-RB	7.37	R7008-A38H-MAU-RB	6.31
		900	Roller			Moldon Poly. Urethane	S7008-A38H-MPU-RB	6.65	R7008-A38H-MPU-RB	5.59
		900	Roller			Nyroll™	S7008-A38H-NYN-RB	6.78	R7008-A38H-NYN-RB	5.72
		900	Roller			Phenolic	S7008-A38H-PH-RB	7.93	R7008-A38H-PH-RB	6.87
		900	Roller			High Temp Phenolic (475°)	S7008-A38H-HTPH-RB	8.03	R7008-A38H-HTPH-RB	6.97
		900	Roller			Polyolefin	S7008-A38H-POX-RB	5.48	R7008-A38H-POX-RB	4.42
		900	Roller			RollX™	S7008-A38H-RX-RB	6.17	R7008-A38H-RX-RB	5.11
		900	Roller			RollX™-WOW	S7008-A38H-RXW-RB	6.58	R7008-A38H-RXW-RB	5.52
		900	Roller			Semi Steel	S7008-A38H-SS-RB	11.37	R7008-A38H-SS-RB	10.31
		900	Roller			Solid Steel	S7008-A38H-ST-RB	11.37	R7008-A38H-ST-RB	10.31
		900	Roller			Envirothane™	S7008-A38H-U-RB	7.27	R7008-A38H-U-RB	6.21
		900	Precision			Envirothane™ Grey - PB	S7008-A38H-UG-PB	7.25	R7008-A38H-UG-PB	6.19
		900	Roller			Envirothane™ Grey - RB	S7008-A38H-UG-RB	7.27	R7008-A38H-UG-RB	6.21
		900	Precision			Envirothane™ Grey Crowned	S7008-A38H-UGC-PB	7.21	R7008-A38H-UGC-PB	6.15
		900	Roller			Moldon Urethane	S7008-A38H-UR-RB	10.53	R7008-A38H-UR-RB	9.47
900	Roller	Moldon Urethane Crown	S7008-A38H-URC-RB	10.09	R7008-A38H-URC-RB	9.03				
900	Roller	V Groove	S7008-A38H-VG-RB	14.47	R7008-A38H-VG-RB	13.41				



* Caster weight based on Standard Plate

7003 SERIES

Available in Stainless Steel (see 7009 series)

900 LBS

FEATURES

KINGPIN: 5/8" diameter nut and bolt coined
RACEWAY: 5/16" diameter upper race; 1/4" diameter lower race; hardened steel load bearings
BUSHING: Roller bearings with drilled hardened steel spanner bushing and plastic side washers

AXLE&NUT: 1/2" zerk axle and lock nut (except with PB)
FINISH: Corrosion resistant bright zinc
LUBRICATION: Grease nipple in lower race
HARDENED: Work hardened double ball race
LEG SPACING: 2 1/2"

EXCELLENT FOR:

- Stock carts
- Platform trucks
- Garbage bins
- Wire shelving units
- Heavy service equipment
- Factory use
- Rugged, yet economical



OPTIONS:

- SLB Side Locking Brake
- TLB Top Locking Brake (TLB, TLB1 & TLB2 not available with the 3 1/4" wheel)
- TLB1 ALGrip
- TLB2 Top Locking Brake w/extra large pedal
- TSB Thumb Screw Brake
- UWB Universal Wheel Brake
- 1PSL 1 Position Swivel Lock
- 2PSL 2 Position Swivel Lock
- 3PSL 3 Position Swivel Lock
- 4PSL 4 Position Swivel Lock without wings (welded)
- 4PSLN 4 position Swivel Lock with wings (demountable)
- BB Ball Bearing
- BR Bronze Bearing
- DB Delrin Bearing
- NB Nylon Roller Bearing
- PB Precision Ball Bearing
- RBC Caged Roller Bearing
- C Raceway Seal
- DW Double Welding
- OH Special Overall Height
- SSW Steel Side Washer
- SWH Heat-treated Side Washer
- TG Thread Guards
- Z Zerk in Wheel

FINISHES:

- 70?A Antique
 - 70?PB Polished Brass
 - 70?1 Brass
 - 70?2 Chrome
 - 70?4 Black
- Inquiries on other finishes welcome

SPECIAL:

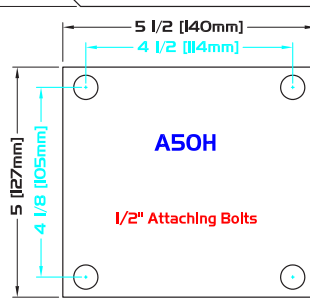
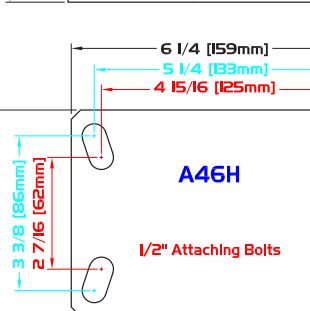
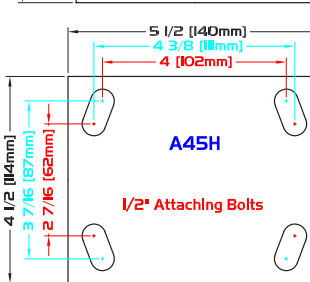
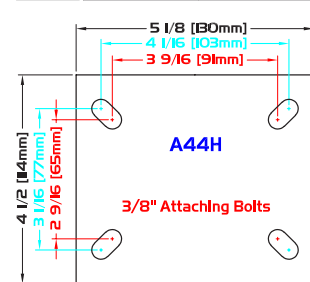
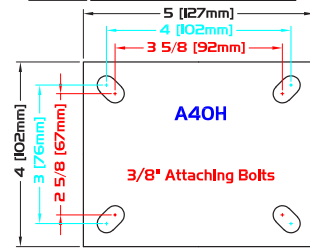
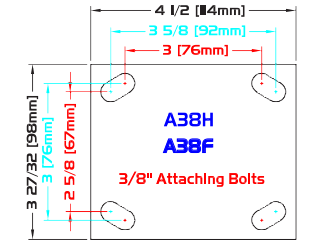
Custom plates, stems & overall heights available

WHEEL		CASTER			PART NUMBER					
Diameter	Tread Width	Capacity Lbs.	Bearing Type	Swivel Radius	Overall Height	Wheel Type	Swivel	Caster Weight (lbs)	Rigid	Caster Weight (lbs)
3 1/4"	2"	700	Roller	2 3/4"	4 7/8"	Phenolic	S7033-***-PH-RB	4.40	R7033-***-PH-RB Standard Top Plate is A38H	2.97
4"	2"	300	Roller	3 9/16"	5 5/8"	Moldon Rubber	S7043-***-MR-RB	6.49	R7043-***-MR-RB	4.61
		300	Roller			ProTech™ Crown	S7043-***-PRO-RB	4.49	R7043-***-PRO-RB	2.61
		400	Roller			Moldon Alum. Rubber	S7043-***-MAR-RB	4.99	R7043-***-MAR-RB	3.11
		550	Roller			Polyolefin	S7043-***-POX-RB	4.21	R7043-***-POX-RB	2.33
		600	Roller			High Temp Phenolic (475°)	S7043-***-HTPH-RB	5.20	R7043-***-HTPH-RB	3.31
		650	Roller			Envirothane™	S7043-***-U-RB	4.61	R7043-***-U-RB	2.73
		650	Precision			Envirothane™ Grey - PB	S7043-***-UG-PB	4.61	R7043-***-UG-PB	2.72
		650	Roller			Envirothane™ Grey - RB	S7043-***-UG-RB	4.61	R7043-***-UG-RB	2.73
		700	Roller			Moldon Poly. Urethane	S7043-***-MPU-RB	4.57	R7043-***-MPU-RB	2.69
		700	Roller			Solid Steel	S7043-***-SS-RB	6.39	R7043-***-SS-RB	4.51
		700	Roller			Moldon Urethane Crown	S7043-***-URC-RB	7.23	R7043-***-URC-RB	4.33
		750	Roller			ALTHane™	S7043-***-ALT-RB	4.41	R7043-***-ALT-RB	2.92
		750	Precision			Freedom™	S7043-***-FDM-PB	4.81	R7043-***-FDM-PB	2.53
		800	Roller			Lava™	S7043-***-LV-RB	4.47	R7043-***-LV-RB	2.59
		800	Roller			Moldon Alum. Urethane	S7043-***-MAU-RB	4.79	R7043-***-MAU-RB	2.91
		800	Roller			Phenolic	S7043-***-PH-RB	4.80	R7043-***-PH-RB	2.92
		800	Roller			RollX™	S7043-***-RX-RB	4.42	R7043-***-RX-RB	2.54
		800	Roller			Moldon Urethane	S7043-***-UR-RB	6.09	R7043-***-UR-RB	4.21
		900	Roller			Lava™-WOW	S7043-***-LVW-RB	4.68	R7043-***-LVW-RB	2.80
		900	Roller			Nyroll™	S7043-***-NYN-RB	4.57	R7043-***-NYN-RB	2.69
900	Roller	RollX™-WOW	S7043-***-RXW-RB	4.68	R7043-***-RXW-RB	2.80				
900	Roller	V Groove	S7043-***-VG-RB	7.41	R7043-***-VG-RB	5.53				
5"	2"	350	Ball	4 1/4"	6 1/2"	Alum. Rubber Grey	S7053-***-ARG-BB	5.74	R7053-***-ARG-BB	3.79
		350	Roller			Soft Rubber	S7053-***-SR-RB	5.72	R7053-***-SR-RB	3.81
		375	Roller			ProTech™ Crown	S7053-***-PRO-RB	4.93	R7053-***-PRO-RB	3.02
		450	Roller			Moldon Rubber	S7053-***-MR-RB	6.61	R7053-***-MR-RB	4.70
		500	Roller			Moldon Alum. Rubber	S7053-***-MAR-RB	5.39	R7053-***-MAR-RB	3.48
		650	Roller			Polyolefin	S7053-***-POX-RB	4.44	R7053-***-POX-RB	2.53
		750	Precision			Freedom™	S7053-***-FDM-PB	5.24	R7053-***-FDM-PB	3.32
		750	Roller			High Temp Phenolic (475°)	S7053-***-HTPH-RB	5.49	R7053-***-HTPH-RB	3.57
		800	Roller			Lava™	S7053-***-LV-RB	4.78	R7053-***-LV-RB	2.87
		800	Roller			Envirothane™	S7053-***-U-RB	5.19	R7053-***-U-RB	3.28
		800	Precision			Envirothane™ Grey - PB	S7053-***-UG-PB	5.25	R7053-***-UG-PB	3.32
		800	Roller			Envirothane™ Grey - RB	S7053-***-UG-RB	5.19	R7053-***-UG-RB	3.28
		800	Roller			Moldon Urethane Crown	S7053-***-URC-RB	6.53	R7053-***-URC-RB	4.62
		900	Roller			ALTHane™	S7053-***-ALT-RB	4.79	R7053-***-ALT-RB	2.88
		900	Roller			Ductile Iron Crowned	S7053-***-DIC-RB	8.01	R7053-***-DIC-RB	6.10
		900	Roller			Lava™-WOW	S7053-***-LVW-RB	5.09	R7053-***-LVW-RB	3.18
		900	Roller			Moldon Alum. Urethane	S7053-***-MAU-RB	5.29	R7053-***-MAU-RB	3.38
		900	Roller			Moldon Poly. Urethane	S7053-***-MPU-RB	5.17	R7053-***-MPU-RB	3.26
		900	Roller			Nyroll™	S7053-***-NYN-RB	5.03	R7053-***-NYN-RB	3.12
		900	Roller			Phenolic	S7053-***-PH-RB	5.39	R7053-***-PH-RB	3.48
900	Roller	RollX™	S7053-***-RX-RB	4.73	R7053-***-RX-RB	2.82				
900	Roller	RollX™-WOW	S7053-***-RXW-RB	5.09	R7053-***-RXW-RB	3.18				
900	Roller	Solid Steel	S7053-***-SS-RB	7.43	R7053-***-SS-RB	5.52				
900	Roller	Moldon Urethane	S7053-***-UR-RB	7.23	R7053-***-UR-RB	5.32				
900	Roller	V Groove	S7053-***-VG-RB	8.45	R7053-***-VG-RB	6.54				

STANDARD SWIVEL PLATE: **A38H**
STANDARD RIGID PLATE: **A38F**

H - Plate Thickness: 1/4"
F - Plate Thickness: 5/32"

PLATE DIAGRAMS



WHEEL		CASTER		PART NUMBER						
Diameter	Tread Width	Capacity Lbs.	Bearing Type	Swivel Radius	Overall Height	Wheel Type	Swivel	Caster Weight (lbs)	Rigid	Caster Weight (lbs)
6"	2"	275	Precision	5"	7 1/2"	Flat Free	S7063-***-FFC-PBB	5.34	R7063-***-FFC-PBB	4.43
		450	Ball			Balloon Cushion Rubber Grey	S7063-***-BARG-BB	6.26	R7063-***-BARG-BB	4.22
		450	Roller			ProTech™ Crown	S7063-***-PRO-RB	5.41	R7063-***-PRO-RB	3.42
		500	Roller			Moldon Alum. Rubber	S7063-***-MAR-RB	6.09	R7063-***-MAR-RB	4.10
		500	Roller			Moldon Rubber	S7063-***-MR-RB	7.77	R7063-***-MR-RB	5.78
		500	Roller			ProTech™ Flat	S7063-***-PROF-RB	5.41	R7063-***-PROF-RB	3.42
		700	Roller			Polyolefin	S7063-***-POX-RB	4.78	R7063-***-POX-RB	2.79
		900	Roller			ALTHane™	S7063-***-ALT-RB	5.52	R7063-***-ALT-RB	3.53
		900	Roller			ALTHane™-WOW	S7063-***-ALTWOW-RB	5.52	R7063-***-ALTWOW-RB	3.53
		900	Roller			Ductile Iron Crowned	S7063-***-DIC-RB	9.21	R7063-***-DIC-RB	7.22
		900	Precision			Freedom™	S7063-***-FDM-PB	6.34	R7063-***-FDM-PB	4.34
		900	Roller			Lava™	S7063-***-LV-RB	5.18	R7063-***-LV-RB	3.19
		900	Roller			Lava™-WOW	S7063-***-LWV-RB	5.71	R7063-***-LWV-RB	3.59
		900	Roller			Moldon Alum. Urethane	S7063-***-MAU-RB	6.05	R7063-***-MAU-RB	4.06
		900	Roller			Moldon Poly. Urethane	S7063-***-MPU-RB	5.87	R7063-***-MPU-RB	3.88
		900	Roller			Nyroll™	S7063-***-NYN-RB	5.68	R7063-***-NYN-RB	3.69
		900	Roller			Phenolic	S7063-***-PH-RB	6.37	R7063-***-PH-RB	4.38
		900	Roller			High Temp Phenolic (475°)	S7063-***-HTPH-RB	6.47	R7063-***-HTPH-RB	4.47
		900	Roller			RollX™	S7063-***-RX-RB	5.13	R7063-***-RX-RB	5.28
		900	Precision			RollX™-WOW-PB	S7063-***-RXW-PB	6.00	R7063-***-RXW-PB	3.88
900	Roller	RollX™-WOW	S7063-***-RXW-RB	5.71	R7063-***-RXW-RB	3.59				
900	Roller	Solid Steel	S7063-***-SS-RB	8.75	R7063-***-SS-RB	6.76				
900	Roller	Envirothane™	S7063-***-U-RB	6.05	R7063-***-U-RB	4.06				
900	Precision	Envirothane™ Grey - PB	S7063-***-UG-PB	5.82	R7063-***-UG-PB	3.81				
900	Roller	Envirothane™ Grey - RB	S7063-***-UG-RB	6.05	R7063-***-UG-RB	4.06				
900	Precision	Envirothane™ Grey Crowned	S7063-***-UGC-PB	5.77	R7063-***-UGC-PB	3.76				
900	Roller	Moldon Urethane	S7063-***-UR-RB	8.23	R7063-***-UR-RB	6.24				
900	Roller	Moldon Urethane Crown	S7063-***-URC-RB	7.64	R7063-***-URC-RB	5.65				
900	Roller	V Groove	S7063-***-VG-RB	9.87	R7063-***-VG-RB	7.88				
8"	2"	550	Ball	6 1/2"	9 1/2"	Balloon Cushion Rubber Grey	S7083-***-BARG-BB	8.12	R7083-***-BARG-BB	5.90
		600	Roller			Moldon Alum. Rubber	S7083-***-MAR-RB	7.27	R7083-***-MAR-RB	5.08
		600	Roller			Moldon Rubber	S7083-***-MR-RB	9.89	R7083-***-MR-RB	7.70
		600	Roller			ProTech™ Crown	S7083-***-PRO-RB	6.58	R7083-***-PRO-RB	4.39
		650	Roller			ProTech™ Flat	S7083-***-PROF-RB	6.54	R7083-***-PROF-RB	4.35
		900	Roller			ALTHane™	S7083-***-ALT-RB	6.41	R7083-***-ALT-RB	4.22
		900	Precision			Freedom™	S7083-***-FDM-PB	8.25	R7083-***-FDM-PB	6.05
		900	Roller			Lava™	S7083-***-LV-RB	6.30	R7083-***-LV-RB	4.11
		900	Roller			Lava™-WOW	S7083-***-LWV-RB	6.66	R7083-***-LWV-RB	4.47
		900	Roller			Moldon Alum. Urethane	S7083-***-MAU-RB	7.79	R7083-***-MAU-RB	5.60
		900	Roller			Moldon Poly. Urethane	S7083-***-MPU-RB	6.73	R7083-***-MPU-RB	4.54
		900	Roller			Nyroll™	S7083-***-NYN-RB	6.86	R7083-***-NYN-RB	4.67
		900	Roller			Phenolic	S7083-***-PH-RB	8.01	R7083-***-PH-RB	5.82
		900	Roller			High Temp Phenolic (475°)	S7083-***-HTPH-RB	8.11	R7083-***-HTPH-RB	5.91
		900	Roller			Polyolefin	S7083-***-POX-RB	5.56	R7083-***-POX-RB	3.37
		900	Roller			RollX™	S7083-***-RX-RB	6.25	R7083-***-RX-RB	4.06
		900	Roller			RollX™-WOW	S7083-***-RXW-RB	6.66	R7083-***-RXW-RB	4.47
		900	Roller			Semi Steel	S7083-***-SS-RB	11.45	R7083-***-SS-RB	9.26
		900	Roller			Solid Steel	S7083-***-ST-RB	11.45	R7083-***-ST-RB	9.26
		900	Roller			Envirothane™	S7083-***-U-RB	7.35	R7083-***-U-RB	5.16
900	Precision	Envirothane™ Grey - PB	S7083-***-UG-PB	7.23	R7083-***-UG-PB	5.02				
900	Roller	Envirothane™ Grey - RB	S7083-***-UG-RB	7.35	R7083-***-UG-RB	5.16				
900	Precision	Envirothane™ Grey Crowned	S7083-***-UGC-PB	7.29	R7083-***-UGC-PB	5.08				
900	Roller	Moldon Urethane	S7083-***-UR-RB	10.61	R7083-***-UR-RB	8.42				
900	Roller	Moldon Urethane Crown	S7083-***-URC-RB	10.17	R7083-***-URC-RB	7.98				
900	Roller	V Groove	S7083-***-VG-RB	14.55	R7083-***-VG-RB	12.36				

* Caster weight based on Standard Plate

STEMS

STANDARD THREADED LENGTH: 4"
 STANDARD ROUND LENGTH: 4"
 STANDARD METRIC LENGTH: 4"

CUSTOM DIAMETERS: any
 STANDARD LENGTHS: any



Threaded Stem



Round Stem



Metric Stem



THREADED STEMS

***	DIAMETER	LENGTH	TYPE
1/2-13X4HO	1/2"	4"	NC
5/8-11X4	5/8"	4"	NC
3/4-10X4	3/4"	4"	NC
7/8-9X4	7/8"	4"	NC
1-8X4	1"	4"	NC

ROUND STEMS

***	DIAMETER	LENGTH	TYPE
500 X 4	1/2"	4"	Plain
625 X 4	5/8"	4"	Plain
750 X 4	3/4"	4"	Plain
875 X 4	7/8"	4"	Plain
1.000 X 4	1"	4"	Plain
1.375 X 4	1 3/8"	4"	Plain

METRIC STEMS

***	DIAMETER	THREAD SIZE	LENGTH
M12-1.75X4	12mm	1.75	4"
M14-2X4	14mm	2.0	4"
M16-2X4	16mm	2.0	4"
M18-2.5X4	18mm	2.5	4"
M20-2.5X4	20mm	2.5	4"
M22-2.5X4	22mm	2.5	4"
M24-3X4	24mm	3.0	4"
M27-3X4	27mm	3.0	4"



7009 SERIES

STAINLESS STEEL

900 LBS

FEATURES

KINGPIN: 5/8" diameter nut and bolt coined
RACEWAY: 5/16" diameter upper race; 1/4" diameter lower race; hardened stainless steel load bearings
BUSHING: Stainless Steel Roller bearings with delrin or stainless steel roller bearing with stainless steel spanner bushing and plastic side washers or complete delrin bearing

AXLE&NUT: 1/2" stainless steel axle, lock washer and nut
FINISH: Stainless steel corrosion resistant
HARDENED: Work hardened double ball race
LEG SPACING: 2 1/2"
SPECIAL: Complete stainless steel caster

EXCELLENT FOR:

- Bacteria-free environments
- Hospitals
- Pharmaceutical equipment
- Food equipment
- Food processing
- Machinery
- Moisture friendly environments



OPTIONS:

- SLB Side Locking Brake
- 1PSL 1 Position Swivel Lock
- 2PSL 2 Position Swivel Lock
- 3PSL 3 Position Swivel Lock
- 4PSL 4 Position Swivel Lock without wings (welded)
- 4PSLN 4 position Swivel Lock with wings (dismountable)
- BB Ball Bearing (NOT Stainless Steel)
- BBSS Stainless Steel Ball Bearing
- BR Bronze Bearing
- DB Delrin Bearing
- PB Precision Ball Bearing
- PBSS Stainless Steel Precision Ball Bearing
- RB Stainless Steel Roller Bearing (only)
- C Raceway Seal
- DW Double Welding
- EXP Expandable Stems
- OH Special Overall Height
- TG Thread Guards
- Z Zerk in Axle

WHEEL CASTER PART NUMBER

Diameter	Tread Width	Capacity Lbs.	Bearing Type	Swivel Radius	Overall Height	Wheel Type	Swivel	Caster Weight (lbs)	Rigid	Caster Weight (lbs)
3 1/4"	2"	700	Roller	2 3/4"	4 7/8"	Phenolic	S7039-***-PH-RB	4.82	R7039-***-PH-RB	3.56
4"	2"	300	Roller	3 9/16"	5 5/8"	ProTech™ Crown	S7049-***-PRO-RB	4.80	R7049-***-PRO-RB	3.54
		400	Roller			Moldon Alum. Rubber	S7049-***-MAR-RB	5.30	R7049-***-MAR-RB	4.04
		550	Roller			Polyolefin	S7049-***-POX-RB	4.52	R7049-***-POX-RB	3.26
		600	Roller			High Temp Phenolic (475°)	S7049-***-HTPH-RB	5.51	R7049-***-HTPH-RB	4.25
		650	Roller			Envirothane™	S7049-***-U-RB	4.92	R7049-***-U-RB	3.66
		650	Precision			Envirothane™ Grey - PB	S7049-***-UG-PB	4.90	R7049-***-UG-PB	3.64
		650	Roller			Envirothane™ Grey - RB	S7049-***-UG-RB	4.92	R7049-***-UG-RB	3.66
		700	Roller			Moldon Poly. Urethane	S7049-***-MPU-RB	4.88	R7049-***-MPU-RB	3.62
		750	Roller			ALTHANE™	S7049-***-ALT-RB	4.72	R7049-***-ALT-RB	3.46
		750	Precision			Freedom™	S7049-***-FDM-PB	5.10	R7049-***-FDM-PB	3.84
		800	Roller			Lava™	S7049-***-LV-RB	4.78	R7049-***-LV-RB	3.52
		800	Roller			Moldon Alum. Urethane	S7049-***-MAU-RB	5.10	R7049-***-MAU-RB	3.84
		800	Roller			Phenolic	S7049-***-PH-RB	5.11	R7049-***-PH-RB	3.85
		800	Roller			RollX™	S7049-***-RX-RB	4.73	R7049-***-RX-RB	3.47
900	Roller	Lava™,WOW	S7049-***-LVW-RB	4.99	R7049-***-LVW-RB	3.73				
900	Roller	Nyroll™	S7049-***-NYN-RB	4.88	R7049-***-NYN-RB	3.62				
900	Roller	RollX™,WOW	S7049-***-RXW-RB	4.99	R7049-***-RXW-RB	3.73				
5"	2"	350	Ball	4 1/4"	6 1/2"	Alum. Rubber Grey	S7059-***-ARG-BB	6.03	R7059-***-ARG-BB	4.95
		350	Roller			Soft Rubber	S7059-***-SR-RB	6.04	R7059-***-SR-RB	4.96
		375	Roller			ProTech™ Crown	S7059-***-PRO-RB	5.25	R7059-***-PRO-RB	4.17
		500	Roller			Moldon Alum. Rubber	S7059-***-MAR-RB	5.71	R7059-***-MAR-RB	4.63
		650	Roller			Polyolefin	S7059-***-POX-RB	4.76	R7059-***-POX-RB	3.68
		750	Precision			Freedom™	S7059-***-FDM-PB	5.54	R7059-***-FDM-PB	4.46
		750	Roller			High Temp Phenolic (475°)	S7059-***-HTPH-RB	5.81	R7059-***-HTPH-RB	4.73
		800	Roller			Lava™	S7059-***-LV-RB	5.10	R7059-***-LV-RB	4.02
		800	Roller			Envirothane™	S7059-***-U-RB	5.51	R7059-***-U-RB	4.43
		800	Precision			Envirothane™ Grey - PB	S7059-***-UG-PB	5.55	R7059-***-UG-PB	4.47
		800	Roller			Envirothane™ Grey - RB	S7059-***-UG-RB	5.51	R7059-***-UG-RB	4.43
		900	Roller			ALTHANE™	S7059-***-ALT-RB	5.11	R7059-***-ALT-RB	4.03
		900	Roller			Lava™,WOW	S7059-***-LVW-RB	5.41	R7059-***-LVW-RB	4.33
		900	Roller			Moldon Alum. Urethane	S7059-***-MAU-RB	5.61	R7059-***-MAU-RB	4.53
		900	Roller			Moldon Poly. Urethane	S7059-***-MPU-RB	5.49	R7059-***-MPU-RB	4.41
		900	Roller			Nyroll™	S7059-***-NYN-RB	5.35	R7059-***-NYN-RB	4.27
		900	Roller			Phenolic	S7059-***-PH-RB	5.71	R7059-***-PH-RB	4.63
		900	Roller			RollX™	S7059-***-RX-RB	5.05	R7059-***-RX-RB	3.97
900	Roller	RollX™,WOW	S7059-***-RXW-RB	5.41	R7059-***-RXW-RB	4.33				

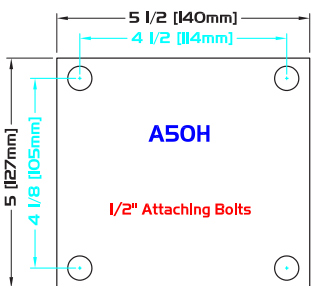
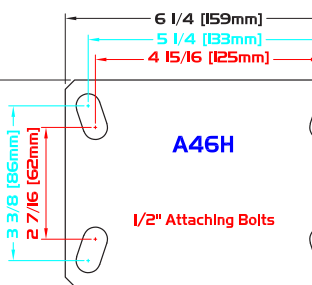
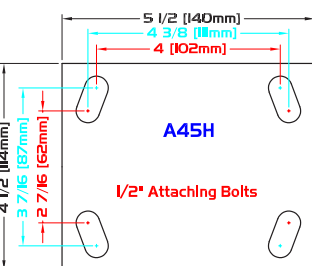
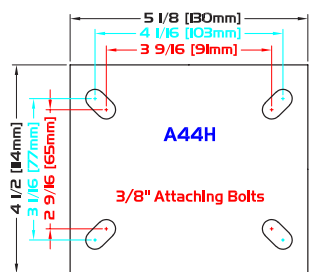
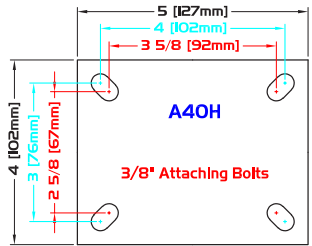
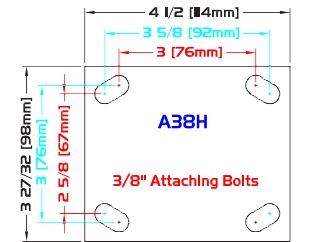


STANDARD PLATE: A38H

A38H

H - Plate Thickness: 1/4"

PLATE DIAGRAMS



WHEEL		CASTER		PART NUMBER						
Diameter	Tread Width	Capacity Lbs.	Bearing Type	Swivel Radius	Overall Height	Wheel Type	Swivel	Caster Weight (lbs)	Rigid	Caster Weight (lbs)
6"	2"	450	Ball	5"	7 1/2"	Balloon Cushion Rubber Grey	S7069-***-BARG-BB	6.50	R7069-***-BARG-BB	5.31
		450	Roller			ProTech™ Crown	S7069-***-PRO-RB	5.69	R7069-***-PRO-RB	4.50
		500	Roller			Moldon Alum. Rubber	S7069-***-MAR-RB	6.37	R7069-***-MAR-RB	5.18
		500	Roller			ProTech™ Flat	S7069-***-PROF-RB	5.69	R7069-***-PROF-RB	4.50
		700	Roller			Polyolefin	S7069-***-POX-RB	5.06	R7069-***-POX-RB	3.87
		900	Roller			ALThane™	S7069-***-ALT-RB	5.80	R7069-***-ALT-RB	4.61
		900	Roller			ALThane™-WOW	S7069-***-ALTWOW-RB	5.80	R7069-***-ALTWOW-RB	4.61
		900	Precision			Freedom™	S7069-***-FDM-PB	6.60	R7069-***-FDM-PB	5.41
		900	Roller			High Temp Phenolic (475°)	S7069-***-HTPH-RB	6.75	R7069-***-HTPH-RB	5.56
		900	Roller			Lava™	S7069-***-LV-RB	5.46	R7069-***-LV-RB	4.27
		900	Roller			Lava™-WOW	S7069-***-LVW-RB	5.99	R7069-***-LVW-RB	3.87
		900	Roller			Moldon Alum. Urethane	S7069-***-MAU-RB	6.33	R7069-***-MAU-RB	5.14
		900	Roller			Moldon Poly. Urethane	S7069-***-MPU-RB	6.15	R7069-***-MPU-RB	4.96
		900	Roller			Nyroll™	S7069-***-NYN-RB	5.96	R7069-***-NYN-RB	4.77
		900	Roller			Phenolic	S7069-***-PH-RB	6.65	R7069-***-PH-RB	5.46
		900	Roller			RollX™	S7069-***-RX-RB	5.41	R7069-***-RX-RB	4.22
		900	Precision			RollX™-WOW-PB	S7069-***-RXW-PB	6.04	R7069-***-RXW-PB	3.92
		900	Roller			RollX™-WOW	S7069-***-RXW-RB	5.99	R7069-***-RXW-RB	3.87
		900	Roller			Envirothane™	S7069-***-U-RB	6.33	R7069-***-U-RB	5.14
		900	Precision			Envirothane™ Grey - PB	S7069-***-UG-PB	6.08	R7069-***-UG-PB	4.89
900	Roller	Envirothane™ Grey - RB	S7069-***-UG-RB	6.33	R7069-***-UG-RB	5.14				
900	Precision	Envirothane™ Grey Crowned - PB	S7069-***-UGC-PB	6.03	R7069-***-UGC-PB	4.84				
8"	2"	550	Ball	6 1/2"	9 1/2"	Balloon Cushion Rubber Grey	S7089-***-BARG-BB	8.37	R7089-***-BARG-BB	7.28
		600	Roller			Moldon Alum. Rubber	S7089-***-MAR-RB	7.54	R7089-***-MAR-RB	6.45
		600	Roller			ProTech™ Crown	S7089-***-PRO-RB	6.85	R7089-***-PRO-RB	5.76
		650	Roller			ProTech™ Flat	S7089-***-PROF-RB	6.81	R7089-***-PROF-RB	5.72
		900	Roller			ALThane™	S7089-***-ALT-RB	6.68	R7089-***-ALT-RB	5.59
		900	Precision			Freedom™	S7089-***-FDM-PB	8.50	R7089-***-FDM-PB	7.41
		900	Roller			High Temp Phenolic (475°)	S7089-***-HTPH-RB	8.38	R7089-***-HTPH-RB	7.29
		900	Roller			Lava™	S7089-***-LV-RB	6.57	R7089-***-LV-RB	5.48
		900	Roller			Lava™-WOW	S7089-***-LVW-RB	6.93	R7089-***-LVW-RB	5.84
		900	Roller			Moldon Alum. Urethane	S7089-***-MAU-RB	7.72	R7089-***-MAU-RB	6.63
		900	Roller			Moldon Poly. Urethane	S7089-***-MPU-RB	7.00	R7089-***-MPU-RB	5.91
		900	Roller			Nyroll™	S7089-***-NYN-RB	7.13	R7089-***-NYN-RB	6.04
		900	Roller			Phenolic	S7089-***-PH-RB	8.28	R7089-***-PH-RB	7.19
		900	Roller			Polyolefin	S7089-***-POX-RB	5.83	R7089-***-POX-RB	4.74
		900	Roller			RollX™	S7089-***-RX-RB	6.52	R7089-***-RX-RB	5.43
		900	Roller			RollX™-WOW	S7089-***-RXW-RB	6.93	R7089-***-RXW-RB	5.84
		900	Roller			Envirothane™	S7089-***-U-RB	7.62	R7089-***-U-RB	6.53
		900	Precision			Envirothane™ Grey - PB	S7089-***-UG-PB	7.48	R7089-***-UG-PB	6.39
		900	Roller			Envirothane™ Grey - RB	S7089-***-UG-RB	7.62	R7089-***-UG-RB	6.53
		900	Precision			Envirothane™ Grey Crowned - PB	S7089-***-UGC-PB	7.54	R7089-***-UGC-PB	6.45

* Caster weight based on Standard Plate

STEMS

STANDARD THREADED LENGTH: 4"
 STANDARD ROUND LENGTH: 4"
 STANDARD METRIC LENGTH: 4"

CUSTOM DIAMETERS: any
 STANDARD LENGTHS: any



THREADED STEMS

***	DIAMETER	LENGTH	TYPE
1/2-13X4H0	1/2"	4"	NC
5/8-11X4	5/8"	4"	NC
3/4-10X4	3/4"	4"	NC
7/8-9X4	7/8"	4"	NC
1-8X4	1"	4"	NC

ROUND STEMS

***	DIAMETER	LENGTH	TYPE
500 X 4	1/2"	4"	Plain
625 X 4	5/8"	4"	Plain
750 X 4	3/4"	4"	Plain
875 X 4	7/8"	4"	Plain
1.000 X 4	1"	4"	Plain
1.375 X 4	1 3/8"	4"	Plain

METRIC STEMS

***	DIAMETER	THREAD SIZE	LENGTH
M12-1.75X4	12mm	1.75	4"
M14-2X4	14mm	2.0	4"
M16-2X4	16mm	2.0	4"
M18-2.5X4	18mm	2.5	4"
M20-2.5X4	20mm	2.5	4"
M22-2.5X4	22mm	2.5	4"
M24-3X4	24mm	3.0	4"
M27-3X4	27mm	3.0	4"

* All Stems are Stainless Steel



SL7003

SPRING LOADED SERIES

1,000 LBS



FEATURES

KINGPIN: 5/8" diameter nut and bolt coined
RACEWAY: 5/16" diameter upper race; 1/4" diameter lower race; hardened steel load bearings
BUSHING: Roller bearings with drilled hardened steel spanner bushing and plastic side washers

AXLE&NUT: 1/2" zerk axle and lock nut (except with PB)
FINISH: Corrosion resistant bright zinc
LUBRICATION: Grease nipple in lower race
HARDENED: Work hardened double ball race
LEG SPACING: 2 1/2"

US Patent No: 6,539,578
 CAD Patent No: 2,311,524

EXCELLENT FOR:

- Mobile motion picture staging
- In-plant trailer parts
- Trash containers
- Tool carts
- Amusement parks
- Asphalt paving machinery
- Aircraft ground support equipment
- Material handling equipment



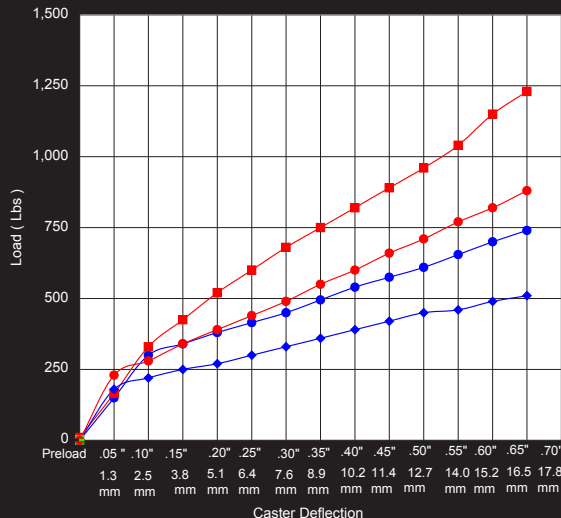
OPTIONS:

- AWL A Lock Wheel Brake (for 6" only)
 UWB Universal Wheel Brake
 1PSL 1 Position Swivel Lock
 2PSL 2 Position Swivel Lock
 3PSL 3 Position Swivel Lock
 4PSL 4 Position Swivel Lock without wings (welded)
 BB Ball Bearing
 BR Bronze Bearing
 DB Delrin Bearing
 NB Nylon Roller Bearing
 PB Precision Ball Bearing
 RBC Caged Roller Bearing
 C Raceway Seal
 OH Special Overall Height
 SSW Steel Side Washer
 SWH Heat-treated Side Washer
 TG Thread Guards
 Z Zerk in Wheel

WHEEL		CASTER				PART NUMBER				
Diameter	Tread Width	Capacity Lbs.	Bearing Type	Swivel Radius	Overall Height	Wheel Type	Swivel	Caster Weight (lbs)	Rigid	Caster Weight (lbs)
5"	2"	350	Ball	4 13/16"	8"	Alum. Rubber Grey	SSL7063-***-5ARG-BB-Δ	9.43	RSL7063-***-5ARG-BB-Δ	8.58
		350	Roller			Soft Rubber	SSL7063-***-5SR-RB-Δ	9.25	RSL7063-***-5SR-RB-Δ	8.40
		375	Roller			ProTech™ Crown	SSL7063-***-5PRO-RB-Δ	8.46	RSL7063-***-5PRO-RB-Δ	7.61
		450	Roller			Moldon Rubber	SSL7063-***-5MR-RB-Δ	10.14	RSL7063-***-5MR-RB-Δ	9.29
		500	Roller			Moldon Alum. Rubber	SSL7063-***-5MAR-RB-Δ	8.92	RSL7063-***-5MAR-RB-Δ	8.07
		650	Roller			Polyolefin	SSL7063-***-5POX-RB-Δ	7.97	RSL7063-***-5POX-RB-Δ	7.12
		750	Roller			High Temp Phenolic (475°)	SSL7063-***-5HTPH-RB-Δ	9.02	RSL7063-***-5HTPH-RB-Δ	8.17
		800	Roller			Lava™	SSL7063-***-5LV-RB-Δ	8.32	RSL7063-***-5LV-RB-Δ	7.47
		800	Roller			Envirothane™	SSL7063-***-5U-RB-Δ	8.72	RSL7063-***-5U-RB-Δ	7.87
		800	Precision			Envirothane™ Grey - PB	SSL7063-***-5UG-PB-Δ	8.78	RSL7063-***-5UG-PB-Δ	7.93
		800	Roller			Envirothane™ Grey - RB	SSL7063-***-5UG-RB-Δ	8.72	RSL7063-***-5UG-RB-Δ	7.87
		900	Roller			Moldon Alum. Urethane	SSL7063-***-5MAU-RB-Δ	8.82	RSL7063-***-5MAU-RB-Δ	7.97
		900	Roller			Moldon Poly. Urethane	SSL7063-***-5MPU-RB-Δ	8.70	RSL7063-***-5MPU-RB-Δ	7.85
		950	Roller			ALThane™	SSL7063-***-5ALT-RB-Δ	8.32	RSL7063-***-5ALT-RB-Δ	7.47
		1,000	Roller			Ductile Iron Crowned	SSL7063-***-5DIC-RB-Δ	11.54	RSL7063-***-5DIC-RB-Δ	10.69
		1,000	Roller			Heavy Duty Lava™	SSL7063-***-5LVHD-RB-Δ	8.63	RSL7063-***-5LVHD-RB-Δ	7.78
		1,000	Roller			Nyroll™	SSL7063-***-5NYN-RB-Δ	8.56	RSL7063-***-5NYN-RB-Δ	7.71
		1,000	Roller			Phenolic	SSL7063-***-5PH-RB-Δ	8.92	RSL7063-***-5PH-RB-Δ	8.07
		1,000	Roller			RollX™	SSL7063-***-5RX-RB-Δ	8.26	RSL7063-***-5RX-RB-Δ	7.41
		1,000	Roller			Heavy Duty RollX™	SSL7063-***-5RXHD-RB-Δ	8.58	RSL7063-***-5RXHD-RB-Δ	7.73
1,000	Roller	Solid Steel	SSL7063-***-5SS-RB-Δ	10.96	RSL7063-***-5SS-RB-Δ	10.11				
1,000	Roller	Moldon Urethane	SSL7063-***-5UR-RB-Δ	10.76	RSL7063-***-5UR-RB-Δ	9.91				
1,000	Roller	V Groove	SSL7063-***-5VG-RB-Δ	11.98	RSL7063-***-5VG-RB-Δ	11.13				

FINISHES:

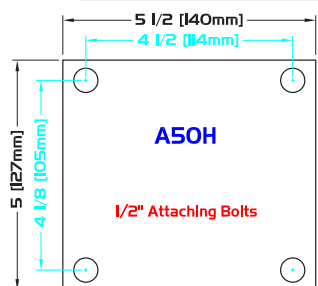
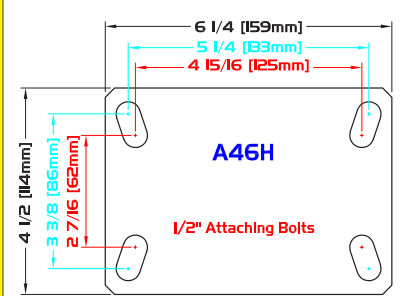
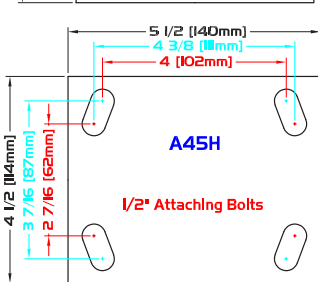
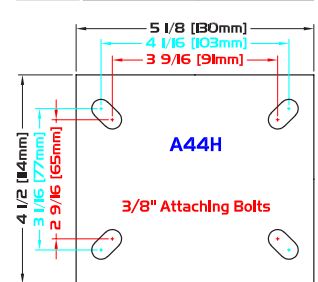
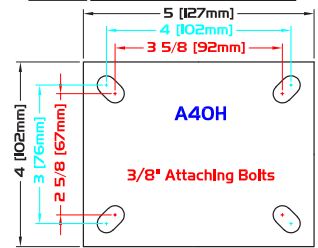
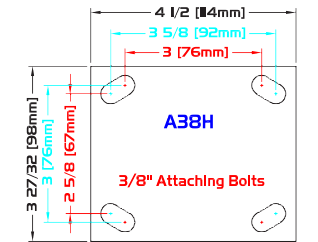
- SL70?2 Chrome
 SL70?4 Black
 Inquiries on other finishes welcome



STANDARD PLATE: A38H

H - Plate Thickness: 1/4"

PLATE DIAGRAMS



WHEEL		CASTER				PART NUMBER				
Diameter	Tread Width	Capacity Lbs.	Bearing Type	Swivel Radius	Overall Height	Wheel Type	Swivel	Caster Weight (lbs)	Rigid	Caster Weight (lbs)
6"	2"	250	Ball	5 5/16"	8 1/2"	Pneumatic Foam	SSL7063-***-PFC-BB-Δ	7.98	RSL7063-***-PFC-BB-Δ	7.13
		250	Ball			Pneumatic Foam Grey	SSL7063-***-PFCG-BB-Δ	7.98	RSL7063-***-PFCG-BB-Δ	7.13
		275	Ball			Pneumatic	SSL7063-***-PNC-BB-Δ	8.89	RSL7063-***-PNC-BB-Δ	8.04
		275	Ball			Pneumatic Grey	SSL7063-***-PNCG-BB-Δ	8.89	RSL7063-***-PNCG-BB-Δ	8.04
		450	Ball			Balloon Cushion Rubber Grey	SSL7063-***-BARG-BB-Δ	9.77	RSL7063-***-BARG-BB-Δ	8.92
		450	Roller			ProTech™ Crown	SSL7063-***-PRO-RB-Δ	8.76	RSL7063-***-PRO-RB-Δ	7.91
		500	Roller			Moldon Alum. Rubber	SSL7063-***-MAR-RB-Δ	9.44	RSL7063-***-MAR-RB-Δ	8.59
		500	Roller			Moldon Rubber	SSL7063-***-MR-RB-Δ	11.12	RSL7063-***-MR-RB-Δ	10.27
		500	Roller			ProTech™ Flat	SSL7063-***-PROF-RB-Δ	8.76	RSL7063-***-PROF-RB-Δ	7.91
		700	Roller			Polyolefin	SSL7063-***-POX-RB-Δ	8.13	RSL7063-***-POX-RB-Δ	7.28
		900	Roller			High Temp Phenolic (475°)	SSL7063-***-HTPH-RB-Δ	9.82	RSL7063-***-HTPH-RB-Δ	8.97
		900	Roller			Moldon Poly. Urethane	SSL7063-***-MPU-RB-Δ	9.22	RSL7063-***-MPU-RB-Δ	8.37
		950	Roller			Envirothane™	SSL7063-***-U-RB-Δ	9.40	RSL7063-***-U-RB-Δ	8.55
		950	Precision			Envirothane™ Grey - PB	SSL7063-***-UG-PB-Δ	9.17	RSL7063-***-UG-PB-Δ	8.32
		950	Roller			Envirothane™ Grey - RB	SSL7063-***-UG-RB-Δ	9.40	RSL7063-***-UG-RB-Δ	8.55
		950	Precision			Envirothane™ Grey Crowned	SSL7063-***-UGC-PB-Δ	9.12	RSL7063-***-UGC-PB-Δ	8.27
		1,000	Roller			ALThane™	SSL7063-***-ALT-RB-Δ	8.87	RSL7063-***-ALT-RB-Δ	8.02
		1,000	Roller			Ductile Iron Crowned	SSL7063-***-DIC-RB-Δ	12.56	RSL7063-***-DIC-RB-Δ	11.71
		1,000	Roller			Lava™	SSL7063-***-LV-RB-Δ	8.53	RSL7063-***-LV-RB-Δ	7.68
		1,000	Roller			Heavy Duty Lava™	SSL7063-***-LVHD-RB-Δ	9.04	RSL7063-***-LVHD-RB-Δ	8.19
1,000	Roller	Moldon Alum. Urethane	SSL7063-***-MAU-RB-Δ	9.40	RSL7063-***-MAU-RB-Δ	8.55				
1,000	Roller	Nyrol™	SSL7063-***-NYN-RB-Δ	9.03	RSL7063-***-NYN-RB-Δ	8.18				
1,000	Roller	Phenolic	SSL7063-***-PH-RB-Δ	9.72	RSL7063-***-PH-RB-Δ	8.87				
1,000	Roller	RollX™	SSL7063-***-RX-RB-Δ	8.48	RSL7063-***-RX-RB-Δ	7.63				
1,000	Roller	Heavy Duty RollX™	SSL7063-***-RXHD-RB-Δ	9.00	RSL7063-***-RXHD-RB-Δ	8.15				
1,000	Precision	RollX™-WOW-PB	SSL7063-***-RXW-PB-Δ	9.35	RSL7063-***-RXW-PB-Δ	7.23				
1,000	Roller	RollX™-WOW	SSL7063-***-RXW-RB-Δ	9.06	RSL7063-***-RXW-RB-Δ	6.94				
1,000	Roller	Solid Steel	SSL7063-***-SS-RB-Δ	12.10	RSL7063-***-SS-RB-Δ	11.25				
1,000	Roller	Moldon Urethane	SSL7063-***-UR-RB-Δ	11.58	RSL7063-***-UR-RB-Δ	10.73				
1,000	Roller	V Groove	SSL7063-***-VG-RB-Δ	13.22	RSL7063-***-VG-RB-Δ	12.37				
8"	2"	550	Ball	6 7/8"	10 1/2"	Balloon Cushion Rubber Grey	SSL7083-***-BARG-BB-Δ	11.89	RSL7083-***-BARG-BB-Δ	11.04
		600	Roller			Moldon Alum. Rubber	SSL7083-***-MAR-RB-Δ	10.88	RSL7083-***-MAR-RB-Δ	10.03
		600	Roller			Moldon Rubber	SSL7083-***-MR-RB-Δ	13.50	RSL7083-***-MR-RB-Δ	12.65
		600	Roller			ProTech™ Crown	SSL7083-***-PRO-RB-Δ	10.19	RSL7083-***-PRO-RB-Δ	9.34
		650	Roller			ProTech™ Flat	SSL7083-***-PROF-RB-Δ	10.15	RSL7083-***-PROF-RB-Δ	9.30
		850	Roller			ALThane™	SSL7083-***-ALT-RB-Δ	10.02	RSL7083-***-ALT-RB-Δ	9.17
		850	Roller			High Temp Phenolic (475°)	SSL7083-***-HTPH-RB-Δ	11.72	RSL7083-***-HTPH-RB-Δ	10.87
		850	Roller			Lava™	SSL7083-***-LV-RB-Δ	9.91	RSL7083-***-LV-RB-Δ	9.06
		850	Roller			Moldon Alum. Urethane	SSL7083-***-MAU-RB-Δ	11.06	RSL7083-***-MAU-RB-Δ	10.21
		850	Roller			Moldon Poly. Urethane	SSL7083-***-MPU-RB-Δ	10.34	RSL7083-***-MPU-RB-Δ	9.49
		850	Roller			Nyrol™	SSL7083-***-NYN-RB-Δ	10.47	RSL7083-***-NYN-RB-Δ	9.62
		850	Roller			Phenolic	SSL7083-***-PH-RB-Δ	11.62	RSL7083-***-PH-RB-Δ	10.77
		850	Roller			Polyolefin	SSL7083-***-POX-RB-Δ	9.17	RSL7083-***-POX-RB-Δ	8.32
		850	Roller			RollX™	SSL7083-***-RX-RB-Δ	9.86	RSL7083-***-RX-RB-Δ	9.01
		850	Roller			Solid Steel	SSL7083-***-SS-RB-Δ	15.06	RSL7083-***-SS-RB-Δ	14.21
		850	Roller			Semi Steel	SSL7083-***-ST-RB-Δ	15.06	RSL7083-***-ST-RB-Δ	14.21
		850	Roller			Envirothane™	SSL7083-***-U-RB-Δ	10.96	RSL7083-***-U-RB-Δ	10.11
		850	Precision			Envirothane™ Grey - PB	SSL7083-***-UG-PB-Δ	10.84	RSL7083-***-UG-PB-Δ	9.99
		850	Roller			Envirothane™ Grey - RB	SSL7083-***-UG-RB-Δ	10.96	RSL7083-***-UG-RB-Δ	10.11
		850	Precision			Envirothane™ Grey Crowned	SSL7083-***-UGC-PB-Δ	10.90	RSL7083-***-UGC-PB-Δ	10.05
850	Roller	Moldon Urethane	SSL7083-***-UR-RB-Δ	14.22	RSL7083-***-UR-RB-Δ	13.37				
850	Roller	V Groove	SSL7083-***-VG-RB-Δ	17.02	RSL7083-***-VG-RB-Δ	16.17				

* Caster weight based on Standard Plate

STEMS

STANDARD THREADED LENGTH: 4"
STANDARD ROUND LENGTH: 4"


CUSTOM DIAMETERS: any
STANDARD LENGTHS: any



Threaded Stem



Round Stem



THREADED STEMS

***	DIAMETER	LENGTH	TYPE
1/2-13X4H0	1/2"	4"	NC
5/8-11X4	5/8"	4"	NC
3/4-10X4	3/4"	4"	NC
7/8-9X4	7/8"	4"	NC
1-8X4	1"	4"	NC

ROUND STEMS

***	DIAMETER	LENGTH	TYPE
500 X 4	1/2"	4"	Plain
625 X 4	5/8"	4"	Plain
750 X 4	3/4"	4"	Plain
875 X 4	7/8"	4"	Plain
1.000 X 4	1"	4"	Plain
1.375 X 4	1 3/8"	4"	Plain





iLOCK™

900 LBS

AVAILABLE IN THE 6500 & 7000 SERIES

"I POSITIVELY LOCK™"

FEATURES

SPECIAL:

Constructed of non corrosive proprietary engineered thermo plastic. Foot lock securely holds heavy loads. Brake pad adds extra security to harder wheel surfaces. Virtually maintenance free. Temperature range -30°F to 250°F.

Available in: 6500 series
7000 series
7003 series.

EXCELLENT FOR:

- Stock carts
- Platform trucks
- Heavy service equipment
- Garbage bins
- Wire shelving units
- Factory use



iLOCK™

BRAKE OPTIONS:

- iLK Directional and Wheel iLock
- iLKW Wheel Only iLock
- iLKS Swivel Only iLock
- iLK4 4 Position Swivel and Wheel iLock





HOG™ SERIES

900LBS

US Patent No: D515919



FEATURES

KINGPIN: 5/8" diameter nut and bolt coined
RACEWAY: 5/16" diameter upper race; 1/4" diameter lower race; hardened steel load bearings
BUSHING: Roller bearings with drilled hardened steel spanner bushing and plastic side washers
AXLE&NUT: 1/2" zerk axle and lock nut (except with PB)

FINISH: Bright chrome
LUBRICATION: Grease nipple in lower race
HARDENED: Work hardened double ball race
LEG SPACING: 2 11/16"
SPECIAL: Uniquely designed caster is casted and buffed for awesome appearance. Customized wheels and colours.

EXCELLENT FOR:

- Store fixtures
- Custom applications
- Display cases



WHEEL CASTER PART NUMBER

OPTIONS:

- BB Ball Bearing
- BR Bronze Bearing
- DB Delrin Bearing
- NB Nylon Roller Bearing
- PB Precision Ball Bearing
- RBC Caged Roller Bearing
- C Raceway Seal
- SSW Steel Side Washer
- SWH Heat-treated Side Washer
- TG Thread Guards
- Z Zerk in Wheel

FINISHES:

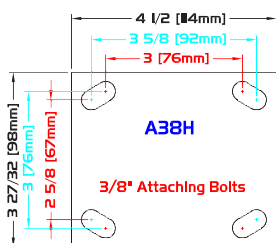
Available in black or copper
 Inquiries on other finishes welcome



Diameter	Tread Width	Capacity Lbs.	Bearing Type	Swivel Radius	Overall Height	Wheel Type	Swivel	Caster Weight (lbs)	Rigid	Caster Weight (lbs)
6"	2"	450	Roller	57/8"	7 1/2"	ProTech™ Crown	SHG62-A38H-PRO-RB-UWB	8.39	RHG62-A38H-PRO-RB	5.43
		500	Roller			Moldon Alum. Rubber	SHG62-A38H-MAR-RB-UWB	9.07	RHG62-A38H-MAR-RB	6.11
		500	Roller			Moldon Rubber	SHG62-A38H-MR-RB-UWB	10.75	RHG62-A38H-MR-RB	7.79
		500	Roller			ProTech™ Flat	SHG62-A38H-PROF-RB-UWB	8.39	RHG62-A38H-PROF-RB	5.43
		700	Roller			Polyolefin	SHG62-A38H-POX-RB-UWB	7.75	RHG62-A38H-POX-RB	4.80
		900	Roller			ALTHane™	SHG62-A38H-ALT-RB-UWB	8.50	RHG62-A38H-ALT-RB	5.54
		900	Roller			Ductile Iron Crowned	SHG62-A38H-DIC-RB-UWB	12.19	RHG62-A38H-DIC-RB	9.23
		900	Roller			Moldon Alum. Urethane	SHG62-A38H-MAU-RB-UWB	9.03	RHG62-A38H-MAU-RB	6.07
		900	Roller			Moldon Poly. Urethane	SHG62-A38H-MPU-RB-UWB	8.85	RHG62-A38H-MPU-RB	5.89
		900	Roller			Nyroll™	SHG62-A38H-NYN-RB-UWB	8.66	RHG62-A38H-NYN-RB	5.70
		900	Roller			Phenolic	SHG62-A38H-PH-RB-UWB	9.35	RHG62-A38H-PH-RB	6.39
		900	Roller			RollX™	SHG62-A38H-RX-RB-UWB	8.10	RHG62-A38H-RX-RB	5.15
		900	Roller			RollX™ - Maltese Cross Red	SHG62-A38H-RX-RB-MC1R-UWB	8.62	RHG62-A38H-RX-RB-MC1R	5.95
		900	Roller			RollX™ - West Coast Blue	SHG62-A38H-RX-RB-WC1-UWB	8.60	RHG62-A38H-RX-RB-WC1	5.93
		900	Roller			Heavy Duty RollX™	SHG62-A38H-RXHD-RB-UWB	8.61	RHG62-A38H-RXHD-RB	5.66
		900	Roller			RollX™ - All Terrain Diamond	SHG62-A38H-RXT-RB-DP-UWB	8.82	RHG62-A38H-RXT-RB-DP	6.15
		900	Precision			RollX™ - WOW - PB	SHG62-A38H-RXW-PB-TG-UWB	8.56	RHG62-A38H-RXW-PB-TG	5.88
		900	Roller			RollX™ - Spoked	SHG62-A38H-RXW-RB-SS-UWB	8.77	RHG62-A38H-RXW-RB-SS	6.10
		900	Roller			RollX™ - WOW - RB	SHG62-A38H-RXW-RB-TG-UWB	8.50	RHG62-A38H-RXW-RB-TG	5.83
		900	Roller			Solid Steel	SHG62-A38H-SS-RB-UWB	11.73	RHG62-A38H-SS-RB	8.77
900	Roller	Envirothane™	SHG62-A38H-U-RB-UWB	9.03	RHG62-A38H-U-RB	6.07				
900	Precision	Envirothane™ Grey - PB	SHG62-A38H-UG-PB-UWB	8.48	RHG62-A38H-UG-PB	5.80				
900	Roller	Envirothane™ Grey - RB	SHG62-A38H-UG-RB-UWB	9.03	RHG62-A38H-UG-RB	6.07				
900	Precision	Envirothane™ Grey Crowned	SHG62-A38H-UGC-PB-UWB	8.43	RHG62-A38H-UGC-PB	5.75				
900	Roller	Moldon Urethane	SHG62-A38H-UR-RB-UWB	11.21	RHG62-A38H-UR-RB	8.25				

* Caster weight based on Standard Plate
 ** Swivel caster comes standard with UWB

PLATE DIAGRAMS



STANDARD PLATE: A38H

Plate Thickness: 1/4"



RollX™ Maltese Cross Red RollX™ West Coast Blue RollX™ Spoked RollX™ All Terrain Diamond RollX™ WOW



SLHOG™

SPRING LOADED SERIES

1,500LBS

US Patent No: D516414



FEATURES

KINGPIN: 3/4" diameter nut and bolt coined
RACEWAY: 3/8" diameter upper race; 5/16" diameter lower race; hardened steel load bearings
BUSHING: Roller bearings with drilled hardened steel spanner bushing and plastic side washers
AXLE&NUT: 1/2" zerk axle and lock nut (except with PB)

FINISH: Bright chrome
LUBRICATION: Grease nipple in lower race
HARDENED: Work hardened double ball race
LEG SPACING: 2 11/16"
SPECIAL: Uniquely designed caster is casted and buffed for awesome appearance. Customized wheels and colours.

EXCELLENT FOR:

- Tool carts
- Amusement parks
- Store fixtures
- Custom applications
- Display cases



OPTIONS:

- BB Ball Bearing
- BR Bronze Bearing
- DB Delrin Bearing
- NB Nylon Roller Bearing
- PB Precision Ball Bearing
- RBC Caged Roller Bearing
- C Raceway Seal
- SSW Steel Side Washer
- SWH Heat-treated Side Washer
- TG Thread Guards
- Z Zerk in Wheel

FINISHES:

Available in black or copper
 Inquiries on other finishes welcome

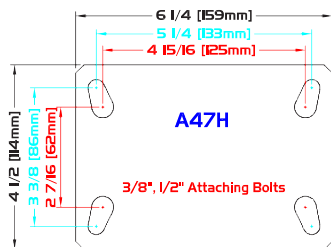


WHEEL CASTER PART NUMBER

Diameter	Tread Width	Capacity Lbs.	Bearing Type	Swivel Radius	Overall Height	Wheel Type	Swivel	Caster Weight (lbs)	Rigid	Caster Weight (lbs)
6"	2"	450	Roller	5 3/16"	8 9/16"	ProTech™ Crown	SSLHG62-A47H-PRO-RB-UWB-Δ	13.76	RSLHG62-A47H-PRO-RB-Δ	10.83
		500	Roller			Moldon Alum. Rubber	SSLHG62-A47H-MAR-RB-UWB-Δ	14.44	RSLHG62-A47H-MAR-RB-Δ	11.51
		500	Roller			Moldon Rubber	SSLHG62-A47H-MR-RB-UWB-Δ	16.12	RSLHG62-A47H-MR-RB-Δ	13.19
		500	Roller			ProTech™ Flat	SSLHG62-A47H-PROF-RB-UWB-Δ	13.76	RSLHG62-A47H-PROF-RB-Δ	10.83
		700	Roller			Polyolefin	SSLHG62-A47H-POX-RB-UWB-Δ	13.12	RSLHG62-A47H-POX-RB-Δ	10.20
		900	Roller			Moldon Poly. Urethane	SSLHG62-A47H-MPU-RB-UWB-Δ	14.22	RSLHG62-A47H-MPU-RB-Δ	10.94
		950	Roller			Envirothane™	SSLHG62-A47H-U-RB-UWB-Δ	14.40	RSLHG62-A47H-U-RB-Δ	11.47
		950	Precision			Envirothane™ Grey - PB	SSLHG62-A47H-UG-PB-UWB-Δ	13.85	RSLHG62-A47H-UG-PB-Δ	11.20
		950	Roller			Envirothane™ Grey - RB	SSLHG62-A47H-UG-RB-UWB-Δ	14.40	RSLHG62-A47H-UG-RB-Δ	11.47
		950	Precision			Envirothane™ Grey Crowned	SSLHG62-A47H-UGC-PB-UWB-Δ	13.80	RSLHG62-A47H-UGC-PB-Δ	14.63
		1,150	Roller			ALTHANE™	SSLHG62-A47H-AIT-RB-UWB-Δ	13.87	RSLHG62-A47H-AIT-RB-Δ	11.79
		1,200	Roller			Moldon Alum. Urethane	SSLHG62-A47H-MAU-RB-UWB-Δ	14.40	RSLHG62-A47H-MAU-RB-Δ	11.06
		1,200	Roller			Nyroll™	SSLHG62-A47H-RYN-RB-UWB-Δ	14.03	RSLHG62-A47H-RYN-RB-Δ	11.35
		1,200	Roller			Phenolic	SSLHG62-A47H-PH-RB-UWB-Δ	14.72	RSLHG62-A47H-PH-RB-Δ	10.55
		1,200	Roller			RollX™	SSLHG62-A47H-RX-RB-UWB-Δ	13.47	RSLHG62-A47H-RX-RB-Δ	11.55
		1,200	Roller			RollX™ - Maltese Cross Red	SSLHG62-A47H-RX-RB-MC1R-UWB-Δ	13.99	RSLHG62-A47H-RX-RB-MC1R-Δ	11.33
		1,200	Roller			RollX™ - West Coast Blue	SSLHG62-A47H-RX-RB-WC1R-UWB-Δ	13.97	RSLHG62-A47H-RX-RB-WC1-Δ	11.28
		1,200	Roller			RollX™ - All Terrain Diamond	SSLHG62-A47H-RX-RB-DP-UWB-Δ	14.19	RSLHG62-A47H-RX-RB-DP-Δ	11.50
		1,200	Roller			Solid Steel	SSLHG62-A47H-SS-RB-UWB-Δ	17.10	RSLHG62-A47H-SS-RB-Δ	11.23
		1,250	Roller			Moldon Urethane	SSLHG62-A47H-UR-RB-UWB-Δ	16.58	RSLHG62-A47H-UR-RB-Δ	14.17
1,500	Roller	Ductile Iron Crowned	SSLHG62-A47H-DIC-RB-UWB-Δ	17.56	RSLHG62-A47H-DIC-RB-Δ	11.15				
1,500	Roller	Heavy Duty RollX™	SSLHG62-A47H-RXHD-RB-UWB-Δ	13.98	RSLHG62-A47H-RXHD-RB-Δ	11.20				
1,500	Precision	RollX™ - WOW - PB	SSLHG62-A47H-RXW-PB-TG-UWB-Δ	13.93	RSLHG62-A47H-RXW-PB-TG-Δ	11.47				
1,500	Roller	RollX™ - Spoked	SSLHG62-A47H-RXW-RB-SS-UWB-Δ	14.14	RSLHG62-A47H-RXW-RB-SS-Δ	11.47				
1,500	Roller	RollX™ - WOW - RB	SSLHG62-A47H-RXW-RB-TG-UWB-Δ	13.87	RSLHG62-A47H-RXW-RB-TG-Δ	13.65				

* Caster weight based on Standard Plate
 ** Swivel caster comes standard with UWB

PLATE DIAGRAMS



STANDARD PLATE: A47H Plate Thickness: 1/4"



RollX™ Maltese Cross Red



RollX™ West Coast Blue



RollX™ Spoked



RollX™ All Terrain Diamond



RollX™ WOW



7100 FORGED SERIES

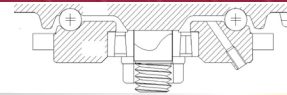
2,200 LBS



FEATURES

KINGPIN: 3/4" diameter integral kingpin and nut
RACEWAY: 7/16" diameter upper ball race with tapered roller thrust bearing
BUSHING: Roller bearings with drilled hardened steel spanner bushing and steel side washers
AXLE&NUT: 3/4" axle and lock nut

FINISH: Corrosion resistant bright zinc
LUBRICATION: Grease nipple in lower race
HARDENED: Drop forged hardened rolled in raceway
LEG SPACING: 3"
SPECIAL: Robotic welded. AISI 1045 drop forged steel top plate



EXCELLENT FOR:

- Industrial platform trucks
- Abusive conditions
- Factory use
- Most hard working industrial functions
- Economical handling of heavy loads where severe abuse is present
- Waste bins
- Heavy material handling



ALTHANE™



MOLDON RUBBER



MOLDON URETHANE



PHENOLIC



SOLID STEEL



ENVIROTHANE™



ENVIROTHANE™ GREY



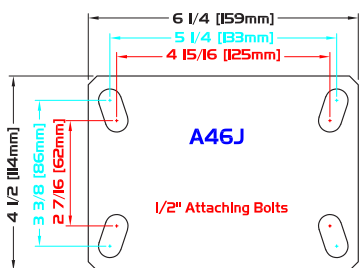
V GROOVE

WHEEL		CASTER				PART NUMBER				
Diameter	Tread Width	Capacity Lbs.	Bearing Type	Swivel Radius	Overall Height	Wheel Type	Swivel	Caster Weight (lbs)	Rigid	Caster Weight (lbs)
6"	2 1/2"	700	Roller	5 9/32"	7 1/2"	Moldon Rubber	S7106-A46J-MR-RB	15.67	R7106-A46J-MR-RB	12.89
		1,200	Roller			Envirothane™	S7106-A46J-U-RB	12.47	R7106-A46J-U-RB	9.69
		1,200	Precision			Envirothane™ Grey - PB	S7106-A46J-UG-PB	12.31	R7106-A46J-UG-PB	9.53
		1,200	Roller			Envirothane™ Grey - RB	S7106-A46J-UG-RB	12.47	R7106-A46J-UG-RB	9.69
		1,300	Roller			ALTHANE™	S7106-A46J-ALT-RB	11.67	R7106-A46J-ALT-RB	8.89
		1,600	Roller			Phenolic	S7106-A46J-PH-RB	13.37	R7106-A46J-PH-RB	10.59
		1,600	Roller			Moldon Urethane	S7106-A46J-UR-RB	16.39	R7106-A46J-UR-RB	13.61
		1,800	Roller			Solid Steel	S7106-A46J-SS-RB	19.59	R7106-A46J-SS-RB	16.81
		2,000	Roller			V Groove	S7106-A46J-VG-RB	18.07	R7106-A46J-VG-RB	15.29
		8"	2 1/2"			850	Roller	6 9/16"	10 1/8"	Moldon Rubber
1,400	Roller			ALTHANE™	S7108-A46J-ALT-RB	13.73	R7108-A46J-ALT-RB			11.01
1,600	Roller			Envirothane™	S7108-A46J-U-RB	15.19	R7108-A46J-U-RB			12.47
1,600	Precision			Envirothane™ Grey - PB	S7108-A46J-UG-PB	14.88	R7108-A46J-UG-PB			12.16
1,600	Roller			Envirothane™ Grey - RB	S7108-A46J-UG-RB	15.19	R7108-A46J-UG-RB			12.47
1,800	Roller			Solid Steel	S7108-A46J-SS-RB	25.69	R7108-A46J-SS-RB			22.97
2,000	Roller			Phenolic	S7108-A46J-PH-RB	16.10	R7108-A46J-PH-RB			13.38
2,000	Roller			Moldon Urethane	S7108-A46J-UR-RB	22.05	R7108-A46J-UR-RB			19.33
2,200	Roller			V Groove	S7108-A46J-VG-RB	24.33	R7108-A46J-VG-RB			21.61

OPTIONS:

- TSB Thumb Screw Brake
- UWB Universal Wheel Brake
- 4PSL 4 Position Swivel Lock without wings (welded)
- BR Bronze Bearing
- DB Delrin Bearing
- PB Precision Ball Bearing
- SWH Heat-treated Side Washer
- TG Thread Guards
- Z Zerk in Axle

PLATE DIAGRAMS



STANDARD PLATE: A46J

Plate Thickness: 3/8"



7200 FORGED SERIES

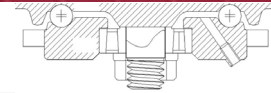
2,500 LBS



FEATURES

KINGPIN: 1" diameter integral kingpin and nut
RACEWAY: 1/2" diameter upper ball race with tapered roller thrust bearing
BUSHING: Roller bearings with drilled hardened steel spanner bushing and steel side washers
AXLE&NUT: 3/4" axle and lock nut

FINISH: Corrosion resistant bright zinc
LUBRICATION: Grease nipple in lower race
HARDENED: Drop forged hardened rolled in raceway
LEG SPACING: 3"
SPECIAL: Robotic welded. AISI 1045 drop forged steel top plate



EXCELLENT FOR:

- Industrial platforms
- Garbage & cargo containers
- Dolly carts
- Heavy loads
- Factory use
- Heavy material handling
- Abusive applications

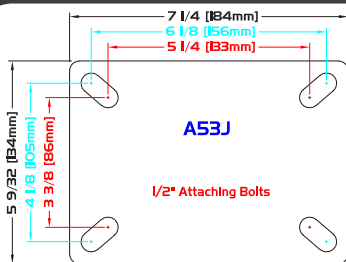


OPTIONS:

- TSB Thumb Screw Brake
- UWB Universal Wheel Brake
- BR Bronze Bearing
- DB Delrin Bearing
- PB Precision Ball Bearing
- SWH Heat-treated Side Washer
- TG Thread Guards
- Z Zerk in Axle

WHEEL		CASTER				PART NUMBER					
Diameter	Tread Width	Capacity Lbs.	Bearing Type	Swivel Radius	Overall Height	Wheel Type	Swivel	Caster Weight (lbs)	Rigid	Caster Weight (lbs)	
6"	2 1/2"	700	Roller	5 9/32"	8"	Moldon Rubber	S7206-A53J-MR-RB	19.29	R7206-A53J-MR-RB	14.41	
		1,200	Roller			Envirothane™	S7206-A53J-U-RB	16.09	R7206-A53J-U-RB	11.21	
		1,200	Precision			Envirothane™ Grey - PB	S7206-A53J-UG-PB	15.93	R7206-A53J-UG-PB	11.05	
		1,200	Roller			Envirothane™ Grey - RB	S7206-A53J-UG-RB	16.09	R7206-A53J-UG-RB	11.21	
		1,300	Roller			ALTHane™	S7206-A53J-ALT-RB	15.29	R7206-A53J-ALT-RB	10.41	
		1,600	Roller			Phenolic	S7206-A53J-PH-RB	16.99	R7206-A53J-PH-RB	12.11	
		1,600	Roller			Moldon Urethane	S7206-A53J-UR-RB	20.01	R7206-A53J-UR-RB	15.13	
		1,800	Roller			Solid Steel	S7206-A53J-SS-RB	23.21	R7206-A53J-SS-RB	18.33	
		2,000	Roller			V Groove	S7206-A53J-VG-RB	21.69	R7206-A53J-VG-RB	16.81	
8"	2 1/2"	800	Roller	6 1/8"	10 1/2"	Moldon Rubber	S7208-A53J-MR-RB	21.67	R7208-A53J-MR-RB	18.41	
		1,400	Roller			ALTHane™	S7208-A53J-ALT-RB	16.00	R7208-A53J-ALT-RB	12.73	
		1,600	Roller			Envirothane™	S7208-A53J-U-RB	17.45	R7208-A53J-U-RB	14.19	
		1,600	Precision			Envirothane™ Grey - PB	S7208-A53J-UG-PB	17.14	R7208-A53J-UG-PB	13.88	
		1,600	Roller			Envirothane™ Grey - RB	S7208-A53J-UG-RB	17.45	R7208-A53J-UG-RB	14.19	
		1,800	Roller			Solid Steel	S7208-A53J-SS-RB	27.95	R7208-A53J-SS-RB	24.69	
		2,000	Roller			Phenolic	S7208-A53J-PH-RB	18.36	R7208-A53J-PH-RB	15.10	
		2,000	Roller			Moldon Urethane	S7208-A53J-UR-RB	24.31	R7208-A53J-UR-RB	21.05	
		2,500	Roller			V Groove	S7208-A53J-VG-RB	26.59	R7208-A53J-VG-RB	23.33	
10"	2 1/2"	950	Roller	7 9/16"	12 1/2"	Moldon Rubber	S7210-A53J-MR-RB	25.71	R7210-A53J-MR-RB	22.55	
		2,000	Roller			Solid Steel	S7210-A53J-SS-RB	29.09	R7210-A53J-SS-RB	25.93	
		2,200	Roller			Moldon Urethane	S7210-A53J-UR-RB	27.57	R7210-A53J-UR-RB	24.41	
		2,500	Roller			Phenolic	S7210-A53J-PH-RB	20.35	R7210-A53J-PH-RB	17.19	
		2,500	Roller			Solid Steel	S7210-A53J-SSR-RB	29.05	R7210-A53J-SSR-RB	25.89	
12"	2 1/2"	950	Roller	9"	14 1/16"	Moldon Rubber	S7212-A53J-MR-RB	31.01	R7212-A53J-MR-RB	26.03	
		2,000	Roller			Solid Steel	S7212-A53J-SS-RB	34.59	R7212-A53J-SS-RB	29.61	
		2,500	Roller			Phenolic	S7212-A53J-PH-RB	26.53	R7212-A53J-PH-RB	21.55	
		2,500	Roller			Moldon Urethane	S7212-A53J-UR-RB	34.97	R7212-A53J-UR-RB	30.00	

PLATE DIAGRAMS



STANDARD PLATE: A53J

Plate Thickness: 3/8"



7500 FORGED SERIES

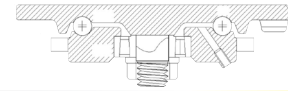
3,200 LBS



FEATURES

KINGPIN: 1" diameter integral kingpin and nut
RACEWAY: 1/2" diameter upper ball race with tapered roller thrust bearing
BUSHING: Roller bearings with drilled hardened steel spanner bushing and steel side washers
AXLE&NUT: 3/4" axle and lock nut

FINISH: Corrosion resistant bright zinc
LUBRICATION: Grease nipple in lower race
HARDENED: Drop forged hardened rolled in raceway
LEG SPACING: 3 1/2"
SPECIAL: Robotic welded. AISI 1045 drop forged steel top plate



EXCELLENT FOR:

- Industrial platforms
- Garbage & cargo containers
- Dolly carts
- Heavy loads
- Factory use
- Heavy material handling
- Abusive applications



DUCTILE IRON



MOLDON RUBBER



PHENOLIC



SOLID STEEL



SEMI STEEL



MOLDON URETHANE



MOLDON URETHANE - TB



V GROOVE

OPTIONS:

- TSB Thumb Screw Brake
- UWB Universal Wheel Brake
- BR Bronze Bearing
- DB Delrin Bearing
- PB Precision Ball Bearing
- SWH Heat-treated Side Washer
- TG Thread Guards
- Z Zerk in Axle

SPECIAL:

Drop forged steel top plate AISI 1045.
 Double deep grooved raceway.

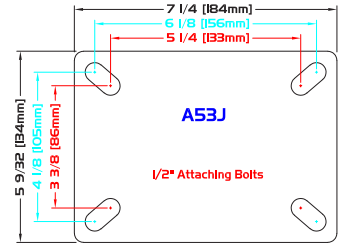
WHEEL		CASTER				PART NUMBER				
Diameter	Tread Width	Capacity Lbs.	Bearing Type	Swivel Radius	Overall Height	Wheel Type	Swivel	Caster Weight (lbs)	Rigid	Caster Weight (lbs)
6"	3"	750	Roller	5 9/32"	8"	Moldon Rubber	S7506-A53J-MR-RB	20.78	R7506-A53J-MR-RB	15.90
		750	Tapered			Moldon Rubber - TB	S7506-A53J-MR-TB	20.27	R7506-A53J-MR-TB	15.39
		2,000	Roller			Phenolic	S7506-A53J-PH-RB	18.40	R7506-A53J-PH-RB	13.52
		2,000	Roller			Moldon Urethane	S7506-A53J-UR-RB	21.90	R7506-A53J-UR-RB	17.02
		2,000	Tapered			Moldon Urethane - TB	S7506-A53J-UR-TB	23.37	R7506-A53J-UR-TB	18.49
		2,400	Roller			HD Moldon Urethane	S7506-A53J-URH-RB	23.50	R7506-A53J-URH-RB	18.62
		2,400	Tapered			HD Moldon Urethane - TB	S7506-A53J-URH-TB	21.65	R7506-A53J-URH-TB	16.77
		2,500	Roller			Solid Steel	S7506-A53J-SS-RB	25.70	R7506-A53J-SS-RB	20.82
		2,500	Roller			V Groove	S7506-A53J-VG-RB	26.00	R7506-A53J-VG-RB	21.12
		3,200	Tapered			Ductile Iron - TB	S7506-A53J-DI-TB	23.40	R7506-A53J-DI-TB	18.52
		3,200	Tapered			Solid Steel - TB	S7506-A53J-SS-TB	22.25	R7506-A53J-SS-TB	17.37
		3,200	Tapered			V Groove - TB	S7506-A53J-VGFS-TB	32.65	R7506-A53J-VGFS-TB	27.77
8"	3"	900	Roller	6 1/8"	10 1/2"	Moldon Rubber	S7508-A53J-MR-RB	24.94	R7508-A53J-MR-RB	20.28
		900	Tapered			Moldon Rubber - TB	S7508-A53J-MR-TB	24.95	R7508-A53J-MR-TB	20.29
		2,500	Roller			Phenolic	S7508-A53J-PH-RB	20.70	R7508-A53J-PH-RB	16.04
		2,500	Roller			Solid Steel	S7508-A53J-SS-RB	32.80	R7508-A53J-SS-RB	28.14
		2,500	Roller			Moldon Urethane	S7508-A53J-UR-RB	27.14	R7508-A53J-UR-RB	22.48
		2,500	Tapered			Moldon Urethane - TB	S7508-A53J-UR-TB	30.65	R7508-A53J-UR-TB	26.00
		2,800	Roller			V Groove	S7508-A53J-VG-RB	32.08	R7508-A53J-VG-RB	27.42
		3,100	Roller			Moldon Urethane	S7508-A53J-URR-RB	31.80	R7508-A53J-URR-RB	27.14
		3,100	Tapered			Moldon Urethane - TB	S7508-A53J-URR-TB	29.95	R7508-A53J-URR-TB	25.29
		3,200	Tapered			Ductile Iron - TB	S7508-A53J-DI-TB	29.27	R7508-A53J-DI-TB	24.61
		3,200	Tapered			Solid Steel - TB	S7508-A53J-SS-TB	25.97	R7508-A53J-SS-TB	21.31
		3,200	Roller			Semi Steel	S7508-A53J-STR-RB	32.80	R7508-A53J-STR-RB	28.14
		3,200	Tapered			Semi Steel - TB	S7508-A53J-STR-TB	32.95	R7508-A53J-STR-TB	28.29
		3,200	Roller			HD Moldon Urethane	S7508-A53J-URH-RB	31.80	R7508-A53J-URH-RB	27.14
3,200	Tapered	HD Moldon Urethane - TB	S7508-A53J-URH-TB	29.95	R7508-A53J-URH-TB	25.29				
3,200	Tapered	V Groove - TB	S7508-A53J-VGR-TB	37.45	R7508-A53J-VGR-TB	32.79				
10"	3"	1,000	Roller	7 9/16"	12 1/2"	Moldon Rubber	S7510-A53J-MR-RB	29.28	R7510-A53J-MR-RB	24.72
		1,000	Tapered			Moldon Rubber - TB	S7510-A53J-MR-TB	31.45	R7510-A53J-MR-TB	26.89
		2,500	Roller			Solid Steel	S7510-A53J-SS-RB	33.98	R7510-A53J-SS-RB	29.42
		2,900	Roller			Phenolic	S7510-A53J-PH-RB	23.86	R7510-A53J-PH-RB	19.30
		3,000	Roller			Moldon Urethane	S7510-A53J-UR-RB	31.90	R7510-A53J-UR-RB	27.34
		3,000	Tapered			Moldon Urethane - TB	S7510-A53J-UR-TB	36.87	R7510-A53J-UR-TB	32.31
		3,000	Roller			V Groove	S7510-A53J-VG-RB	37.26	R7510-A53J-VG-RB	32.70
		3,200	Tapered			Ductile Iron - TB	S7510-A53J-DI-TB	40.97	R7510-A53J-DI-TB	36.41
		3,200	Tapered			Solid Steel - TB	S7510-A53J-SS-TB	31.87	R7510-A53J-SS-TB	27.31
		3,200	Roller			HD Moldon Urethane	S7510-A53J-URH-RB	39.26	R7510-A53J-URH-RB	34.70
		3,200	Tapered			HD Moldon Urethane - TB	S7510-A53J-URH-TB	37.41	R7510-A53J-URH-TB	32.85
		3,200	Roller			Moldon Urethane	S7510-A53J-URR-RB	39.26	R7510-A53J-URR-RB	34.70
		3,200	Tapered			Moldon Urethane - TB	S7510-A53J-URR-TB	37.41	R7510-A53J-URR-TB	32.85
		3,200	Tapered			Forged Steel V Groove - TB	S7510-A53J-VGFS-TB	40.41	R7510-A53J-VGFS-TB	35.85

PLATE DIAGRAMS

STANDARD PLATE: **A53J**

Plate Thickness: 3/8"

WHEEL		CASTER				PART NUMBER				
Diameter	Tread Width	Capacity Lbs.	Bearing Type	Swivel Radius	Overall Height	Wheel Type	Swivel	Caster Weight (lbs)	Rigid	Caster Weight (lbs)
12"	3"	1,200	Roller	9"	14 1/16"	Moldon Rubber	S7512-A53J-MR-RB	34.88	R7512-A53J-MR-RB	29.60
		1,200	Tapered			Moldon Rubber - TB	S7512-A53J-MR-TB	33.09	R7512-A53J-MR-TB	27.81
		2,500	Roller			Solid Steel	S7512-A53J-SS-RB	40.42	R7512-A53J-SS-RB	35.14
		3,200	Tapered			Ductile Iron - TB	S7512-A53J-DI-TB	45.44	R7512-A53J-DI-TB	40.16
		3,200	Roller			Phenolic	S7512-A53J-PH-RB	28.12	R7512-A53J-PH-RB	22.84
		3,200	Tapered			Solid Steel - TB	S7512-A53J-SS-TB	43.23	R7512-A53J-SS-TB	37.95
		3,200	Roller			Moldon Urethane	S7512-A53J-UR-RB	38.16	R7512-A53J-UR-RB	32.88
		3,200	Tapered			Moldon Urethane - TB	S7512-A53J-UR-TB	45.79	R7512-A53J-UR-TB	40.51
		3,200	Tapered			HD Moldon Urethane - TB	S7512-A53J-URH-TB	39.07	R7512-A53J-URH-TB	33.79
		3,200	Tapered			Moldon Urethane - TB	S7512-A53J-URR-TB	39.07	R7512-A53J-URR-TB	33.79





7900 SERIES

450 LBS



FEATURES

KINGPIN: 9/16" Rivet diameter
BALL BEARINGS: 5/16" diameter upper race; 1/4" diameter lower race
BUSHING: Sealed Precision Ball Bearings
AXLE&NUT: 1/2" axle and lock nut

FINISH: Corrosion resistant bright zinc
HARDENED: Sealed raceway
SPECIAL: Automotive tire traction; full floor protection; quiet operation
PLY RATING: Ply rating is 4, maximum PSI is 50

EXCELLENT FOR:

- Uneven floors such as agricultural, institutional and industrial
- Quiet Cushion ride
- Shock and Vibration
- Prolonging equipment life
- Floor Protection
- Platform and Large stock trucks
- Food Service equipment
- Hotel Equipment



PNEUMATIC LUG



PNEUMATIC SAWTOOTH

OPTIONS:

SLB Side Locking Brake

WHEEL			CASTER			PART NUMBER							
Diameter	Tread Width	Capacity Lbs.	Bearing Type	Swivel Radius	Overall Height	Tire Size	Tire Colour	Leg Spacing	Wheel Type	Swivel	Caster Weight (lbs)	Rigid	Caster Weight (lbs)
8"	2 1/2"	300	Precision Ball	6 1/4"	10"	2.50-4	Black	3"	Pneumatic (Lug)	S7908-A38H-PNC-PBB	6.58	R7908-A38H-PNC-PBB	5.70
10"	3 1/2"	350	Precision Ball	7 5/8"	12 1/2"	4.10/3.50-4	Black	4"	Pneumatic (Sawtooth)	S7910-A38H-PNC-PBB	7.69	R7910-A38H-PNC-PBB	7.32
12"	3 1/2"	450	Precision Ball	9"	14"	4.10/3.50-6	Black	4"	Pneumatic (Sawtooth)	S7912-A38H-PNC-PBB	11.25	R7912-A38H-PNC-PBB	10.00

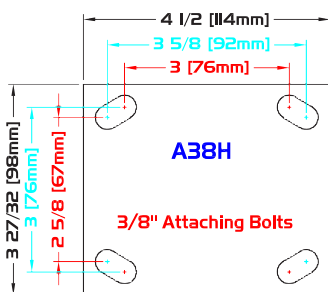
* All 8", 10" and 12" Pneumatics are fitted with a 3 pc. Split Rim / Bolt through flanged hub design

FINISHES:

- 70?A Antique
- 70?PB Polished Brass
- 70?1 Brass
- 70?2 Chrome
- 70?4 Black

Inquiries on other finishes welcome

PLATE DIAGRAMS



STANDARD PLATE: A38H

Plate Thickness: 1/4"

8000 LOW PROFILE CASTERS

SERIES

600 LBS



FEATURES

KINGPIN: 5/16" rivet
RACEWAY: 3/16" diameter over and under race; hardened steel load bearings
BUSHING: Nylon, steel bearing

AXLE&NUT: 5/16" axle and nut
FINISH: Bright chrome
HARDENED: Washer
SPECIAL: Wide selection of specialty stems and plates

EXCELLENT FOR:

- Pianos & heavy equipment
- Floor protection & excellent mobility
- Business machines

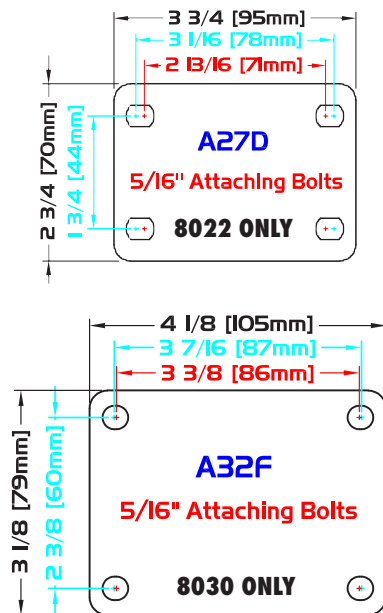


OPTIONS:

- TSB Thumb Screw Brake (included in 8030 only)

WHEEL		CASTER				PART NUMBER		Caster Weight (lbs)
Diameter	Tread Width	Capacity Lbs.	Bearing Type	Swivel Radius	Overall Height	Wheel Type	Swivel	
2" Dual Wheel	7/8"	150	Plain	1 13/16"	2 7/8"	ProTech™ Flat	S8022-***-PROF	0.82
		160	Nylon			Soft Rubber	S8022-***-SR	1.10
		200	Nylon			Hard Rubber	S8022-***-HR	1.10
		200	Steel			Envirothane™	S8022-***-U	0.88
		200	Steel			Envirothane™ Grey	S8022-***-UG	0.88
2"	1 3/4"	200	Plain	1 13/16"	2 7/8"	Polyolefin	S8022-***-PO	0.84
3"	1 13/16"	600	Roller	2 5/16"	4 1/16"	Phenolic	S8030-A32F-PH-RB-TSB-Z	2.50

PLATE DIAGRAMS



STANDARD 8022 PLATE: A27D
 STANDARD 8030 PLATE: A32F

A27D
 A32F

D Plate Thickness: 3/32"
 F Plate Thickness: 5/32"

STEMS

THREADED STEMS HEX NUT (8022 only)

***	DIAMETER	LENGTH	TYPE
1/2-13X1 1/2HN	1/2"	1 1/2"	NC



THREADED STEMS HEX WASHER (8022 only)

***	DIAMETER	LENGTH	TYPE
1/2-13X1HW	1/2"	1"	NC
1/2-13X1 1/2HW	1/2"	1 1/2"	NC



ROUND STEMS (8022 only)

***	DIAMETER	LENGTH	TYPE
437SX1 5/16	7/16"	1 5/16"	Friction Ring





8300 LADDER CASTERS

SERIES

110 LBS



FEATURES

KINGPIN: 11/32" diameter rivet
RACEWAY: 3/16" diameter upper race; 5/32" diameter lower race; hardened steel load bearings
BUSHING: Steel bushing

AXLE&NUT: 1/4" riveted axle
FINISH: Corrosion resistant bright zinc
HARDENED: Washers
LEG SPACING: 1"



EXCELLENT FOR:

- Warehouse rolling ladders
- Sophisticated operations in hospitals
- Food service equipment
- Data processing equipment
- Filming & lighting equipment
- High quality products

SPECIAL:

Custom stems available upon request


WHEEL		CASTER				PART NUMBER		Caster Weight (lbs)
Diameter	Tread Width	Capacity Lbs.	Bearing Type	Swivel Radius	Overall Height	Wheel Type	Swivel	
2"	13/16"	75 100	Nylon Nylon	1 13/16"	2 1/2"	Soft Rubber	S8302-***-SR	0.60
						Hard Rubber	S8302-***-HR	
3"	13/16"	100 110	Nylon Nylon	2 5/16"	3 1/2"	Soft Rubber	S8303-***-SR	0.73
						Hard Rubber	S8303-***-HR	

* Caster weight based on LC Stem

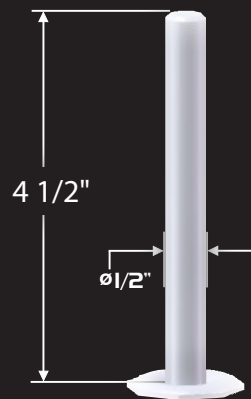
STEMS

LC STEMS


***	DIAMETER	LENGTH	TYPE
LC	1/2"	4 7/8"	NC
LC1	1/2"	4 1/2"	Plain
LC2	1/2"	4 1/2"	Snap Ring
LC4	9/16"	4 9/16"	Snap Ring




LC



LC1



LC2



LC4



8900 SCAFFOLD CASTER SERIES

800 LBS



FEATURES

KINGPIN: 11/16" diameter kingpin
RACEWAY: 3/8" diameter upper race; 5/16" diameter lower race
BUSHING: Roller bearings with drilled hardened steel spanner bushing & plastic side washers
AXLE&NUT: 1/2" zerk axle and lock nut

FINISH: Corrosion resistant bright zinc
HARDENED: Washers
LEG SPACING: 2 1/2"
SPECIAL: Extra high safety factor for maximum accident prevention. High quality dual locking system that engages wheel tread and swivel section.

EXCELLENT FOR:

- High quality scaffolding requirements
- Motion picture equipment
- Flood light stand
- Other mobile equipment



OPTIONS:

- BB Ball Bearing
- BR Bronze Bearing
- DB Delrin Bearing
- HT Heat-treated
- NB Nylon Bearing
- PB Precision Ball Bearing
- RBC Caged Roller Bearing
- SSW Steel Side Washer
- SWH Heat-treated Side Washer
- TG Thread Guards
- Z Zerk in Axle

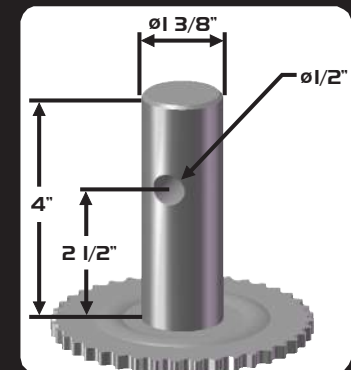
WHEEL		CASTER				PART NUMBER		
Diameter	Tread Width	Capacity Lbs.	Bearing Type	Swivel Radius	Overall Height	Wheel Type	Swivel	Caster Weight (lbs)
6"	2"	450	Roller	4 1/2"	7 1/2"	ProTech™ Crown	S8906-SC-PRO-RB	7.47
		500	Roller			Moldon Alum. Rubber	S8906-SC-MAR-RB	8.15
		500	Roller			Moldon Rubber	S8906-SC-MR-RB	9.83
		500	Roller			ProTech™ Flat	S8906-SC-PROF-RB	7.47
		600	Roller			Moldon Alum. Urethane	S8906-SC-MAU-RB	8.11
		600	Roller			Moldon Poly. Urethane	S8906-SC-MPU-RB	7.93
		600	Roller			Envirothane™	S8906-SC-U-RB	8.11
		600	Precision			Envirothane™ Grey - PB	S8906-SC-UG-PB	7.88
		600	Roller			Envirothane™ Grey - RB	S8906-SC-UG-RB	8.11
		600	Precision			Envirothane™ Grey Crowned - PB	S8906-SC-UGC-PB	7.83
		600	Roller			Moldon Urethane	S8906-SC-UR-RB	10.29
		8"	2"			600	Roller	6"
600	Roller			Moldon Rubber	S8908-SC-MR-RB	11.97		
600	Roller			ProTech™ Crown	S8908-SC-PRO-RB	8.66		
650	Roller			ProTech™ Flat	S8908-SC-PROF-RB	8.62		
800	Roller			Moldon Alum. Urethane	S8908-SC-MAU-RB	9.53		
800	Roller			Moldon Poly. Urethane	S8908-SC-MPU-RB	8.81		
800	Roller			Envirothane™	S8908-SC-U-RB	9.43		
800	Precision			Envirothane™ Grey - PB	S8908-SC-UG-PB	9.37		
800	Roller			Envirothane™ Grey - RB	S8908-SC-UG-RB	9.43		
800	Precision			Envirothane™ Grey Crowned - PB	S8908-SC-UGC-PB	9.37		
800	Roller			Moldon Urethane	S8908-SC-UR-RB	12.69		

* Caster weight based on SC Stem

STEMS

ROUND STEMS

***	DIAMETER	LENGTH	TYPE
SC	1 3/8"	4"	NC





TORNADO

KINGPINFREE™ 1,200 LBS


SERIES



FEATURES

KINGPIN: Kingpinfree
RACEWAY: 3 3/8" head diameter; 2 3/8" diameter kingpin raceway, 3/8" ball bearings
BUSHING: Roller bearings with drilled hardened steel spanner bushing and steel side washers

AXLE&NUT: 1/2" zerk axle and lock nut (except with PB)
FINISH: Corrosion resistant bright zinc
LUBRICATION: Grease nipple in race
HARDENED: None
LEGS: 1/4" thick, double welded
LEG SPACING: 2 1/2"



EXCELLENT FOR:

- Abusive Conditions
- Tow lines
- Industrial platform trucks
- Most hardworking industrial functions
- Economical handling of heavy loads where severe abuse is present



WHEEL

CASTER

PART NUMBER

OPTIONS:

- SLB Side Locking Brake
- TSB Thumb Screw Brake
- UWB Universal Wheel Brake
- 4PSL 4 Position Swivel Lock without wings (welded)
- 4PSLN 4 position Swivel Lock with wings (demountable - only available with A38H plate)
- BB Ball Bearing
- BR Bronze Bearing
- DB Delrin Bearing
- NB Nylon Roller Bearing
- PB Precision Ball Bearing
- RBC Caged Roller Bearing
- C Raceway Seal
- OH Special Overall Height
- SSW Steel Side Washer
- SWH Heat-treated Side Washer
- TG Thread Guards

FINISHES:

Inquiries on other finishes welcome

SPECIAL:

Dual leg configuration available



Diameter	Tread Width	Capacity Lbs.	Bearing Type	Swivel Radius	Overall Height	Wheel Type	Swivel	Caster Weight (lbs)	Rigid	Caster Weight (lbs)
4"	2"	300	Roller	3 1/4"	5 5/8"	Moldon Rubber	STO42-***-MR-RB	6.76	RT042-***-MR-RB	5.43
		300	Roller			ProTech™ Crown	STO42-***-PRO-RB	4.76	RT042-***-PRO-RB	3.43
		400	Roller			Moldon Alum. Rubber	STO42-***-MAR-RB	5.26	RT042-***-MAR-RB	3.93
		550	Roller			Polyolefin	STO42-***-POX-RB	4.48	RT042-***-POX-RB	3.15
		600	Roller			High Temp. Phenolic (475°)	STO42-***-HTPH-RB	5.47	RT042-***-HTPH-RB	4.14
		650	Roller			Envirothane™	STO42-***-U-RB	4.88	RT042-***-U-RB	3.55
		650	Precision			Envirothane™ Grey - PB	STO42-***-UG-PB	4.88	RT042-***-UG-PB	3.55
		650	Roller			Envirothane™ Grey - RB	STO42-***-UG-RB	4.88	RT042-***-UG-RB	3.55
		700	Roller			Moldon Poly. Urethane	STO42-***-MPU-RB	4.84	RT042-***-MPU-RB	3.51
		700	Roller			Solid Steel	STO42-***-SS-RB	6.66	RT042-***-SS-RB	5.33
		700	Roller			Moldon Urethane Crown	STO42-***-URC-RB	6.48	RT042-***-URC-RB	5.15
		750	Roller			Althane™	STO42-***-ALT-RB	4.68	RT042-***-ALT-RB	3.35
		750	Precision			Freedom™	STO42-***-FDM-PB	5.08	RT042-***-FDM-PB	3.76
		800	Roller			Lava™	STO42-***-LV-RB	4.74	RT042-***-LV-RB	3.41
		800	Roller			Moldon Alum. Urethane	STO42-***-MAU-RB	5.06	RT042-***-MAU-RB	3.73
		800	Roller			Phenolic	STO42-***-PH-RB	5.07	RT042-***-PH-RB	3.74
		800	Roller			RollX™	STO42-***-RX-RB	4.69	RT042-***-RX-RB	3.36
		800	Roller			Moldon Urethane	STO42-***-UR-RB	6.36	RT042-***-UR-RB	5.03
		900	Roller			Lava™-WOW	STO42-***-LVW-RB	4.95	RT042-***-LVW-RB	3.62
		900	Roller			Nyroll™	STO42-***-NYN-RB	4.84	RT042-***-NYN-RB	3.51
1,000	Roller	V Groove	STO42-***-VG-RB	7.68	RT042-***-VG-RB	6.35				
1,200	Roller	RollX™-WOW	STO42-***-RXW-RB	4.95	RT042-***-RXW-RB	3.62				
5"	2"	350	Ball	4 1/4"	6 1/2"	Alum. Rubber Grey	STO52-***-ARG-BB	6.03	RT052-***-ARG-BB	4.68
		350	Roller			Soft Rubber	STO52-***-SR-RB	6.01	RT052-***-SR-RB	4.66
		375	Roller			ProTech™ Crown	STO52-***-PRO-RB	5.22	RT052-***-PRO-RB	3.87
		450	Roller			Moldon Rubber	STO52-***-MR-RB	6.90	RT052-***-MR-RB	5.55
		500	Roller			Moldon Alum. Rubber	STO52-***-MAR-RB	5.68	RT052-***-MAR-RB	4.33
		650	Roller			Polyolefin	STO52-***-POX-RB	4.73	RT052-***-POX-RB	3.38
		750	Precision			Freedom™	STO52-***-FDM-PB	5.53	RT052-***-FDM-PB	4.19
		750	Roller			High Temp. Phenolic (475°)	STO52-***-HTPH-RB	5.78	RT052-***-HTPH-RB	4.43
		800	Roller			Lava™	STO52-***-LV-RB	5.07	RT052-***-LV-RB	3.72
		800	Roller			Envirothane™	STO52-***-U-RB	5.48	RT052-***-U-RB	4.13
		800	Precision			Envirothane™ Grey - PB	STO52-***-UG-PB	5.54	RT052-***-UG-PB	4.19
		800	Roller			Envirothane™ Grey - RB	STO52-***-UG-RB	5.48	RT052-***-UG-RB	4.13
		800	Roller			Moldon Urethane Crown	STO52-***-URC-RB	6.82	RT052-***-URC-RB	5.47
		800	Roller			Moldon Alum. Urethane	STO52-***-MAU-RB	5.58	RT052-***-MAU-RB	4.23
		900	Roller			Moldon Poly. Urethane	STO52-***-MPU-RB	5.46	RT052-***-MPU-RB	4.11
		950	Roller			Althane™	STO52-***-ALT-RB	5.08	RT052-***-ALT-RB	3.73
		1,000	Roller			Nyroll™	STO52-***-NYN-RB	5.32	RT052-***-NYN-RB	3.97
		1,000	Roller			Phenolic	STO52-***-PH-RB	5.68	RT052-***-PH-RB	4.33
		1,000	Roller			RollX™	STO52-***-RX-RB	5.02	RT052-***-RX-RB	3.67
		1,000	Roller			Solid Steel	STO52-***-SS-RB	7.72	RT052-***-SS-RB	6.37
1,100	Roller	Lava™-WOW	STO52-***-LVW-RB	5.38	RT052-***-LVW-RB	4.03				
1,200	Roller	Ductile Iron Crowned	STO52-***-DIC-RB	8.30	RT052-***-DIC-RB	6.95				
1,200	Roller	Moldon Urethane	STO52-***-UR-RB	7.52	RT052-***-UR-RB	6.17				
1,200	Roller	RollX™-WOW	STO52-***-RXW-RB	5.38	RT052-***-RXW-RB	4.03				
1,200	Roller	V Groove	STO52-***-VG-RB	8.74	RT052-***-VG-RB	7.39				

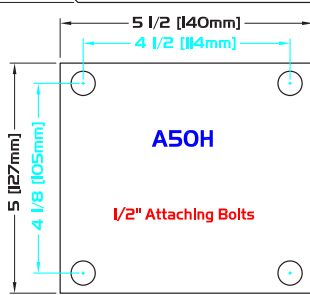
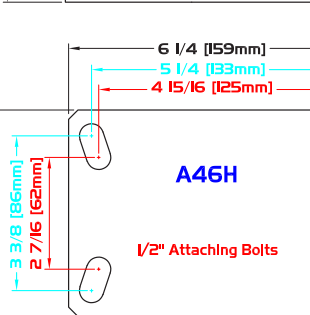
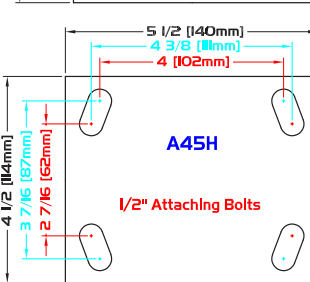
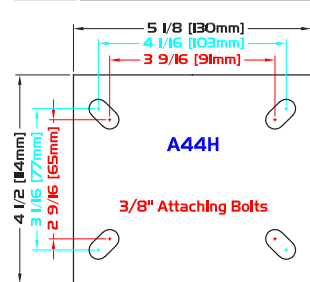
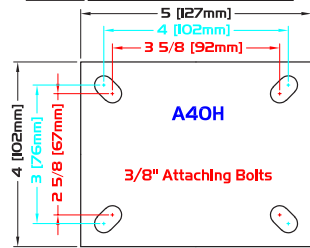
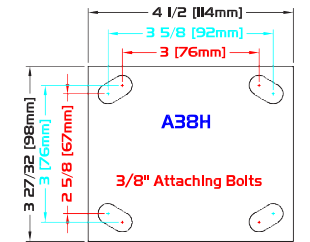
TORNADO

SERIES

STANDARD PLATE: A38H

H - Plate Thickness: 1/4"

PLATE DIAGRAMS




WHEEL		CASTER		PART NUMBER					
Diameter	Tread Width	Capacity Lbs.	Bearing Type	Swivel Radius	Overall Height	Wheel Type	Swivel	Rigid	Caster Weight (lbs)
6"	2"	275	Precision	4 7/8"	7 1/2"	Flat Free	STO62-***-FFC-PBB	RT062-***-FFC-PBB	4.26
		450	Ball			Balloon Cushion Rubber Grey	STO62-***-BARG-BB	RT062-***-BARG-BB	5.17
		450	Roller			ProTech™ Crown	STO62-***-PRO-RB	RT062-***-PRO-RB	4.32
		500	Roller			Moldon Alum. Rubber	STO62-***-MAR-RB	RT062-***-MAR-RB	5.00
		500	Roller			Moldon Rubber	STO62-***-MR-RB	RT062-***-MR-RB	6.68
		500	Roller			ProTech™ Flat	STO62-***-PROF-RB	RT062-***-PROF-RB	4.32
		700	Roller			Polyolefin	STO62-***-POX-RB	RT062-***-POX-RB	3.69
		900	Roller			High Temp. Phenolic (475°)	STO62-***-HTPH-RB	RT062-***-HTPH-RB	5.38
		900	Roller			Moldon Poly. Urethane	STO62-***-MPU-RB	RT062-***-MPU-RB	4.78
		900	Roller			Moldon Urethane Crown	STO62-***-URC-RB	RT062-***-URC-RB	6.55
		950	Roller			Envirothane™	STO62-***-U-RB	RT062-***-U-RB	4.96
		950	Precision			Envirothane™ Grey - PB	STO62-***-UG-PB	RT062-***-UG-PB	4.73
		950	Precision			Envirothane™ Grey - RB	STO62-***-UG-RB	RT062-***-UG-RB	4.96
		950	Precision			Envirothane™ Grey Crowned - PB	STO62-***-UGC-PB	RT062-***-UGC-PB	4.68
		1,000	Precision			Freedom™	STO62-***-FDM-PB	RT062-***-FDM-PB	5.26
		1,100	Roller			Lava™	STO62-***-LV-RB	RT062-***-LV-RB	4.09
		1,150	Roller			ALThane™	STO62-***-ALT-RB	RT062-***-ALT-RB	4.43
		1,150	Roller			ALThane™-WOW	STO62-***-ALTWOW-RB	RT062-***-ALTWOW-RB	4.43
		1,200	Roller			Ductile Iron Crowned	STO62-***-DIC-RB	RT062-***-DIC-RB	8.12
		1,200	Roller			Lava™-WOW	STO62-***-LVW-RB	RT062-***-LVW-RB	3.86
		1,200	Roller			Moldon Alum. Urethane	STO62-***-MAU-RB	RT062-***-MAU-RB	4.96
		1,200	Roller			Nyrol™	STO62-***-NYN-RB	RT062-***-NYN-RB	4.59
		1,200	Roller			Phenolic	STO62-***-PH-RB	RT062-***-PH-RB	5.28
		1,200	Roller			RollX™	STO62-***-RX-RB	RT062-***-RX-RB	4.04
1,200	Precision	RollX™-WOW-PB	STO62-***-RXW-PB	RT062-***-RXW-PB	4.15				
1,200	Roller	RollX™-WOW	STO62-***-RXW-RB	RT062-***-RXW-RB	3.86				
1,200	Roller	Solid Steel	STO62-***-SS-RB	RT062-***-SS-RB	7.66				
1,200	Roller	Moldon Urethane	STO62-***-UR-RB	RT062-***-UR-RB	7.14				
1,200	Roller	V Groove	STO62-***-VG-RB	RT062-***-VG-RB	8.78				
8"	2"	550	Ball	6 1/2"	9 1/2"	Balloon Cushion Rubber Grey	STO82-***-BARG-BB	RT082-***-BARG-BB	6.93
		600	Roller			Moldon Alum. Rubber	STO82-***-MAR-RB	RT082-***-MAR-RB	6.08
		600	Roller			Moldon Rubber	STO82-***-MR-RB	RT082-***-MR-RB	8.70
		600	Roller			ProTech™ Crown	STO82-***-PRO-RB	RT082-***-PRO-RB	5.39
		650	Roller			ProTech™ Flat	STO82-***-PROF-RB	RT082-***-PROF-RB	5.35
		900	Roller			Polyolefin	STO82-***-POX-RB	RT082-***-POX-RB	4.36
		1,000	Roller			Moldon Poly. Urethane	STO82-***-MPU-RB	RT082-***-MPU-RB	5.55
		1,000	Roller			Moldon Urethane Crown	STO82-***-URC-RB	RT082-***-URC-RB	8.98
		1,100	Roller			High Temp Phenolic (475°)	STO82-***-HTPH-RB	RT082-***-HTPH-RB	6.91
		1,100	Roller			Envirothane™	STO82-***-U-RB	RT082-***-U-RB	6.16
		1,100	Precision			Envirothane™ Grey - PB	STO82-***-UG-PB	RT082-***-UG-PB	6.03
		1,100	Precision			Envirothane™ Grey - RB	STO82-***-UG-RB	RT082-***-UG-RB	6.16
		1,100	Precision			Envirothane™ Grey Crowned - PB	STO82-***-UGC-PB	RT082-***-UGC-PB	6.09
		1,200	Roller			ALThane™	STO82-***-ALT-RB	RT082-***-ALT-RB	5.22
		1,200	Precision			Freedom™	STO82-***-FDM-PB	RT082-***-FDM-PB	7.07
		1,200	Roller			Lava™	STO82-***-LV-RB	RT082-***-LV-RB	5.10
		1,200	Roller			ALThane™-WOW	STO82-***-LVW-RB	RT082-***-LVW-RB	5.47
		1,200	Roller			Moldon Alum. Urethane	STO82-***-MAU-RB	RT082-***-MAU-RB	6.26
		1,200	Roller			Nyrol™	STO82-***-NYN-RB	RT082-***-NYN-RB	5.67
		1,200	Roller			Phenolic	STO82-***-PH-RB	RT082-***-PH-RB	6.82
		1,200	Roller			RollX™	STO82-***-RX-RB	RT082-***-RX-RB	5.05
		1,200	Roller			RollX™-WOW	STO82-***-RXW-RB	RT082-***-RXW-RB	5.47
		1,200	Roller			Solid Steel	STO82-***-SS-RB	RT082-***-SS-RB	10.26
		1,200	Roller			Semi Steel	STO82-***-ST-RB	RT082-***-ST-RB	10.26
1,200	Roller	Moldon Urethane	STO82-***-UR-RB	RT082-***-UR-RB	9.42				
1,200	Roller	V Groove	STO82-***-VG-RB	RT082-***-VG-RB	12.22				

* Caster weight based on Standard Plate

STEMS

STANDARD THREADED LENGTH: 4"
 STANDARD ROUND LENGTH: 4"
 STANDARD METRIC LENGTH: 4"

CUSTOM DIAMETERS: any
 STANDARD LENGTHS: any



Threaded Stem



Round Stem



Metric Stem



THREADED STEMS

***	DIAMETER	LENGTH	TYPE
1/2-13X4	1/2"	4"	NC
5/8-11X4	5/8"	4"	NC
3/4-10X4	3/4"	4"	NC
7/8-9X4	7/8"	4"	NC
1-8X4	1"	4"	NC

ROUND STEMS

***	DIAMETER	LENGTH	TYPE
500 X 4	1/2"	4"	Plain
625 X 4	5/8"	4"	Plain
750 X 4	3/4"	4"	Plain
875 X 4	7/8"	4"	Plain
1.000 X 4	1"	4"	Plain

METRIC STEMS

***	DIAMETER	THREAD SIZE	LENGTH
M12-1.75X4	12mm	1.75	4"
M14-2X4	14mm	2.0	4"
M16-2X4	16mm	2.0	4"
M18-2.5X4	18mm	2.5	4"
M20-2.5X4	20mm	2.5	4"
M22-2.5X4	22mm	2.5	4"
M24-3X4	24mm	3.0	4"
M27-3X4	27mm	3.0	4"



TWISTER KINGPINFREE™

SERIES 1,800 LBS



FEATURES

KINGPIN: Kingpinfree
RACEWAY: 3 3/8" head diameter; 2 3/8" diameter kingpin raceway, 3/8" ball bearings
BUSHING: Roller bearings with drilled hardened steel spanner bushing and steel side washers

AXLE&NUT: 1/2" zerk axle and lock nut (except with PB)
FINISH: Corrosion resistant bright zinc
LUBRICATION: Grease nipple in race
HARDENED: Raceway
LEGS: 2 1/2" x 1/4" double welded
LEG SPACING: 2 1/2"



EXCELLENT FOR:

- Abusive Conditions
- Tow lines
- Industrial platform trucks
- Most hardworking industrial functions
- Economical handling of heavy loads where severe abuse is present



OPTIONS:

- SLB Side Locking Brake
- TSB Thumb Screw Brake
- UWB Universal Wheel Brake
- 4PSL 4 Position Swivel Lock without wings (welded)
- 4PSLN 4 position Swivel Lock with wings (dismountable - only available with A38H plate)
- BB Ball Bearing
- BR Bronze Bearing
- DB Delrin Bearing
- NB Nylon Roller Bearing
- PB Precision Ball Bearing
- RBC Caged Roller Bearing
- C Raceway Seal
- OH Special Overall Height
- SSW Steel Side Washer
- SWH Heat-treated Side Washer
- TG Thread Guards

FINISHES:

Inquiries on other finishes welcome

SPECIAL:

Dual or Triple leg configuration available



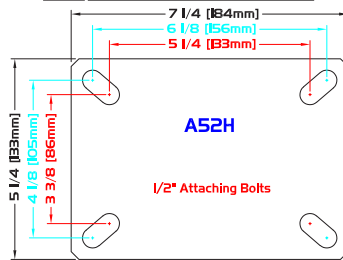
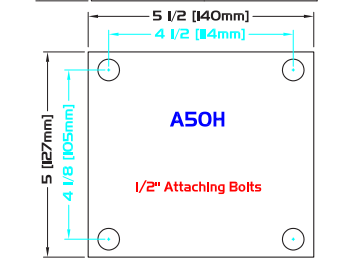
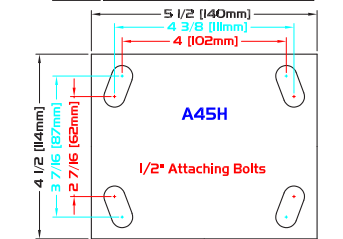
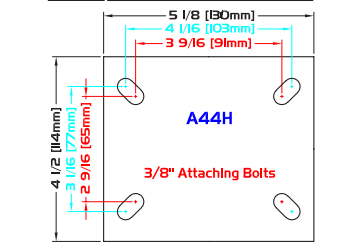
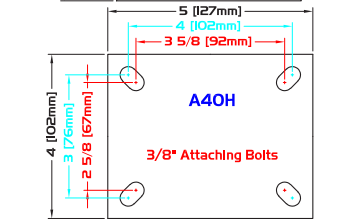
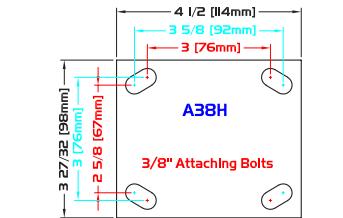
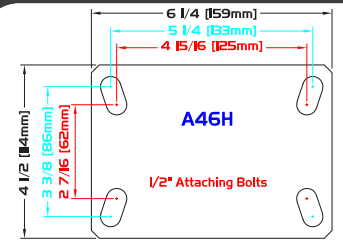
WHEEL		CASTER				PART NUMBER				
Diameter	Tread Width	Capacity Lbs.	Bearing Type	Swivel Radius	Overall Height	Wheel Type	Swivel	Caster Weight (lbs)	Rigid	Caster Weight (lbs)
4"	2"	300	Roller	2 7/8"	5 5/8"	Moldon Rubber	STW42-***-MR-RB	7.90	RTW42-***-MR-RB	6.85
		300	Roller			ProTech™ Crown	STW42-***-PRO-RB	5.90	RTW42-***-PRO-RB	4.85
		400	Roller			Moldon Alum. Rubber	STW42-***-MAR-RB	6.40	RTW42-***-MAR-RB	5.35
		550	Roller			Polyolefin	STW42-***-POX-RB	5.61	RTW42-***-POX-RB	4.56
		600	Roller			High Temp. Phenolic (475°)	STW42-***-HTPH-RB	6.60	RTW42-***-HTPH-RB	5.55
		650	Roller			Envirothane™	STW42-***-U-RB	6.02	RTW42-***-U-RB	4.97
		650	Precision			Envirothane™ Grey - PB	STW42-***-UG-PB	6.01	RTW42-***-UG-PB	4.96
		650	Roller			Envirothane™ Grey - RB	STW42-***-UG-RB	6.02	RTW42-***-UG-RB	4.97
		700	Roller			Moldon Poly. Urethane	STW42-***-MPU-RB	5.98	RTW42-***-MPU-RB	4.93
		700	Roller			Solid Steel	STW42-***-SS-RB	7.80	RTW42-***-SS-RB	6.75
		700	Roller			Moldon Urethane Crown	STW42-***-URC-RB	7.62	RTW42-***-URC-RB	6.57
		750	Roller			Althane™	STW42-***-ALT-RB	5.82	RTW42-***-ALT-RB	4.77
		750	Precision			Freedom™	STW42-***-FDM-PB	6.22	RTW42-***-FDM-PB	5.18
		800	Roller			Lava™	STW42-***-LV-RB	5.87	RTW42-***-LV-RB	4.82
		800	Roller			Moldon Alum. Urethane	STW42-***-MAU-RB	6.20	RTW42-***-MAU-RB	5.15
		800	Roller			Phenolic	STW42-***-PH-RB	6.21	RTW42-***-PH-RB	5.16
		800	Roller			RollX™	STW42-***-RX-RB	5.82	RTW42-***-RX-RB	4.77
		800	Roller			Moldon Urethane	STW42-***-UR-RB	7.50	RTW42-***-UR-RB	6.45
		900	Roller			Lava™-WOW	STW42-***-LVW-RB	6.08	RTW42-***-LVW-RB	5.04
		900	Roller			Nyroll™	STW42-***-NYN-RB	5.98	RTW42-***-NYN-RB	4.93
1,000	Roller	V Groove	STW42-***-VG-RB	8.82	RTW42-***-VG-RB	7.77				
1,200	Roller	RollX™-WOW	STW42-***-RXW-RB	6.08	RTW42-***-RXW-RB	5.04				
5"	2"	350	Ball	3 5/8"	6 1/2"	Alum. Rubber Grey	STW52-***-ARG-BB	7.13	RTW52-***-ARG-BB	6.10
		350	Roller			Soft Rubber	STW52-***-SR-RB	7.11	RTW52-***-SR-RB	6.08
		375	Roller			ProTech™ Crown	STW52-***-PRO-RB	6.32	RTW52-***-PRO-RB	5.29
		450	Roller			Moldon Rubber	STW52-***-MR-RB	8.00	RTW52-***-MR-RB	6.97
		500	Roller			Moldon Alum. Rubber	STW52-***-MAR-RB	6.78	RTW52-***-MAR-RB	5.75
		650	Roller			Polyolefin	STW52-***-POX-RB	5.82	RTW52-***-POX-RB	4.79
		750	Precision			Freedom™	STW52-***-FDM-PB	6.63	RTW52-***-FDM-PB	5.61
		750	Roller			High Temp. Phenolic (475°)	STW52-***-HTPH-RB	6.87	RTW52-***-HTPH-RB	5.84
		800	Roller			Lava™	STW52-***-LV-RB	6.16	RTW52-***-LV-RB	5.13
		800	Roller			Envirothane™	STW52-***-U-RB	6.58	RTW52-***-U-RB	5.55
		800	Precision			Envirothane™ Grey - PB	STW52-***-UG-PB	6.63	RTW52-***-UG-PB	5.60
		800	Roller			Envirothane™ Grey - RB	STW52-***-UG-RB	6.58	RTW52-***-UG-RB	5.55
		800	Roller			Moldon Urethane Crown	STW52-***-URC-RB	7.92	RTW52-***-URC-RB	6.89
		900	Roller			Moldon Alum. Urethane	STW52-***-MAU-RB	6.68	RTW52-***-MAU-RB	5.65
		900	Roller			Moldon Poly. Urethane	STW52-***-MPU-RB	6.56	RTW52-***-MPU-RB	5.53
		950	Roller			Althane™	STW52-***-ALT-RB	6.18	RTW52-***-ALT-RB	5.15
		1,000	Roller			Nyroll™	STW52-***-NYN-RB	6.42	RTW52-***-NYN-RB	5.39
		1,000	Roller			Phenolic	STW52-***-PH-RB	6.78	RTW52-***-PH-RB	5.75
		1,000	Roller			RollX™	STW52-***-RX-RB	6.11	RTW52-***-RX-RB	5.08
		1,000	Roller			Solid Steel	STW52-***-SS-RB	8.82	RTW52-***-SS-RB	7.79
1,100	Roller	Lava™-WOW	STW52-***-LVW-RB	6.47	RTW52-***-LVW-RB	5.45				
1,200	Roller	Moldon Urethane	STW52-***-UR-RB	8.62	RTW52-***-UR-RB	7.59				
1,400	Roller	RollX™-WOW	STW52-***-RXW-RB	6.47	RTW52-***-RXW-RB	5.45				
1,400	Roller	V Groove	STW52-***-VG-RB	9.84	RTW52-***-VG-RB	8.81				
1,750	Roller	Ductile Iron Crowned	STW52-***-DIC-RB	9.40	RTW52-***-DIC-RB	8.37				

TWISTER SERIES

PLATE DIAGRAMS

STANDARD PLATE: A46H

H - Plate Thickness: 1/4"



WHEEL

CASTER

PART NUMBER

Diameter	Tread Width	Capacity Lbs.	Bearing Type	Swivel Radius	Overall Height	Wheel Type	Swivel	Caster Weight (lbs)	Rigid	Caster Weight (lbs)
6"	2"	275	Precision	4 5/16"	7 1/2"	Flat Free	STW62-***-FFC-PBB	6.69	RTW62-***-FFC-PBB	5.37
		450	Ball			Balloon Cushion Rubber Grey	STW62-***-BARG-BB	7.59	RTW62-***-BARG-BB	6.28
		450	Roller			ProTech™ Crown	STW62-***-PRO-RB	6.74	RTW62-***-PRO-RB	5.43
		500	Roller			Moldon Alum. Rubber	STW62-***-MAR-RB	7.42	RTW62-***-MAR-RB	6.11
		500	Roller			Moldon Rubber	STW62-***-MR-RB	9.10	RTW62-***-MR-RB	7.79
		500	Roller			ProTech™ Flat	STW62-***-PROF-RB	6.74	RTW62-***-PROF-RB	5.43
		700	Roller			Polyolefin	STW62-***-POX-RB	6.10	RTW62-***-POX-RB	4.79
		900	Roller			High Temp. Phenolic (475°)	STW62-***-HTPH-RB	7.79	RTW62-***-HTPH-RB	6.48
		900	Roller			Moldon Poly. Urethane	STW62-***-MPU-RB	7.20	RTW62-***-MPU-RB	5.89
		900	Roller			Moldon Urethane Crown	STW62-***-URC-RB	8.97	RTW62-***-URC-RB	7.66
		950	Roller			Envirothane™	STW62-***-U-RB	7.38	RTW62-***-U-RB	6.07
		950	Precision			Envirothane™ Grey - PB	STW62-***-UG-PB	8.56	RTW62-***-UG-PB	7.25
		950	Roller			Envirothane™ Grey - RB	STW62-***-UG-RB	7.38	RTW62-***-UG-RB	6.07
		950	Precision			Envirothane™ Grey Crowned - PB	STW62-***-UGC-PB	7.09	RTW62-***-UGC-PB	5.78
		1,000	Precision			Freedom™	STW62-***-FDM-PB	7.67	RTW62-***-FDM-PB	6.37
		1,100	Roller			Lava™	STW62-***-LV-RB	6.50	RTW62-***-LV-RB	5.19
		1,150	Roller			Althane™	STW62-***-ALT-RB	6.85	RTW62-***-ALT-RB	5.54
		1,150	Roller			Althane™-WOW	STW62-***-ALTWOW-RB	6.85	RTW62-***-ALTWOW-RB	5.54
		1,200	Roller			Lava™-WOW	STW62-***-LVW-RB	10.73	RTW62-***-LVW-RB	8.61
		1,200	Roller			Moldon Alum. Urethane	STW62-***-MAU-RB	7.38	RTW62-***-MAU-RB	6.07
		1,200	Roller			Nyroll™	STW62-***-NYN-RB	7.01	RTW62-***-NYN-RB	5.70
		1,200	Roller			Phenolic	STW62-***-PH-RB	7.70	RTW62-***-PH-RB	6.39
		1,200	Roller			RollX™	STW62-***-RX-RB	6.45	RTW62-***-RX-RB	5.14
		1,200	Roller			Solid Steel	STW62-***-SS-RB	10.08	RTW62-***-SS-RB	8.77
		1,250	Roller			Moldon Urethane	STW62-***-UR-RB	9.56	RTW62-***-UR-RB	8.25
		1,400	Roller			V Groove	STW62-***-VG-RB	11.20	RTW62-***-VG-RB	9.89
		1,600	Precision			RollX™-WOW-PB	STW62-***-RXW-PB	11.03	RTW62-***-RXW-PB	8.91
		1,600	Roller			RollX™-WOW	STW62-***-RXW-RB	10.73	RTW62-***-RXW-RB	8.61
1,750	Roller	Ductile Iron Crowned	STW62-***-DIC-RB	10.54	RTW62-***-DIC-RB	9.23				
8"	2"	550	Ball	5 11/16"	9 1/2"	Balloon Cushion Rubb Grey	STW82-***-BARG-BB	9.56	RTW82-***-BARG-BB	8.34
		600	Roller			Moldon Alum. Rubber	STW82-***-MAR-RB	8.71	RTW82-***-MAR-RB	7.49
		600	Roller			Moldon Rubber	STW82-***-MR-RB	11.33	RTW82-***-MR-RB	10.11
		600	Roller			Polyolefin	STW82-***-POX-RB	7.00	RTW82-***-POX-RB	5.78
		600	Roller			ProTech™ Crown	STW82-***-PRO-RB	8.02	RTW82-***-PRO-RB	6.80
		650	Roller			ProTech™ Flat	STW82-***-PROF-RB	7.98	RTW82-***-PROF-RB	6.76
		1,000	Roller			Moldon Poly. Urethane	STW82-***-MPU-RB	8.17	RTW82-***-MPU-RB	6.95
		1,000	Roller			Moldon Urethane Crown	STW82-***-URC-RB	11.61	RTW82-***-URC-RB	10.39
		1,100	Roller			High Temp. Phenolic (475°)	STW82-***-HTPH-RB	9.54	RTW82-***-HTPH-RB	8.32
		1,100	Roller			Envirothane™	STW82-***-U-RB	8.79	RTW82-***-U-RB	7.57
		1,100	Precision			Envirothane™ Grey - PB	STW82-***-UG-PB	8.66	RTW82-***-UG-PB	7.44
		1,100	Roller			Envirothane™ Grey - RB	STW82-***-UG-RB	8.79	RTW82-***-UG-RB	7.57
		1,100	Precision			Envirothane™ Grey Crowned - PB	STW82-***-UGC-PB	8.72	RTW82-***-UGC-PB	7.50
		1,200	Roller			ALThane™	STW82-***-ALT-RB	7.85	RTW82-***-ALT-RB	6.63
		1,200	Precision			Freedom™	STW82-***-FDM-PB	9.69	RTW82-***-FDM-PB	8.48
		1,200	Roller			Lava™	STW82-***-LV-RB	7.73	RTW82-***-LV-RB	6.51
		1,300	Roller			Lava™-WOW	STW82-***-LVW-RB	8.09	RTW82-***-LVW-RB	6.88
		1,400	Roller			Nyroll™	STW82-***-NYN-RB	8.30	RTW82-***-NYN-RB	7.08
		1,400	Roller			Phenolic	STW82-***-PH-RB	9.45	RTW82-***-PH-RB	8.23
		1,400	Roller			RollX™	STW82-***-RX-RB	7.68	RTW82-***-RX-RB	6.46
		1,400	Roller			Solid Steel	STW82-***-SS-RB	12.98	RTW82-***-SS-RB	11.76
		1,400	Roller			Semi Steel	STW82-***-ST-RB	12.98	RTW82-***-ST-RB	11.76
		1,400	Roller			V Groove	STW82-***-VG-RB	14.85	RTW82-***-VG-RB	13.63
		1,500	Roller			Moldon Alum. Urethane	STW82-***-MAU-RB	8.89	RTW82-***-MAU-RB	7.67
		1,500	Roller			Moldon Urethane	STW82-***-UR-RB	12.05	RTW82-***-UR-RB	10.83
		1,800	Roller			RollX™-WOW	STW82-***-RXW-RB	8.09	RTW82-***-RXW-RB	6.88

* Caster weight based on Standard Plate

STEMS

STANDARD THREADED LENGTH: 4"
 STANDARD ROUND LENGTH: 4"
 STANDARD METRIC LENGTH: 4"


CUSTOM DIAMETERS: any
 STANDARD LENGTHS: any



Threaded Stem



Round Stem



Metric Stem



THREADED STEMS

***	DIAMETER	LENGTH	TYPE
1/2-13X4	1/2"	4"	NC
5/8-11X4	5/8"	4"	NC
3/4-10X4	3/4"	4"	NC
7/8-9X4	7/8"	4"	NC
1-8X4	1"	4"	NC

ROUND STEMS

***	DIAMETER	LENGTH	TYPE
500 X 4	1/2"	4"	Plain
625 X 4	5/8"	4"	Plain
750 X 4	3/4"	4"	Plain
875 X 4	7/8"	4"	Plain
1.000 X 4	1"	4"	Plain

METRIC STEMS

***	DIAMETER	THREAD SIZE	LENGTH
M12-1.75X4	12mm	1.75	4"
M14-2X4	14mm	2.0	4"
M16-2X4	16mm	2.0	4"
M18-2.5X4	18mm	2.5	4"
M20-2.5X4	20mm	2.5	4"
M22-2.5X4	22mm	2.5	4"
M24-3X4	24mm	3.0	4"
M27-3X4	27mm	3.0	4"





TYPHOON KINGPINFREE™ SERIES 3,200 LBS



FEATURES

KINGPIN: Kingpinfree
RACEWAY: 2 3/4" and 3 1/4" diameter raceway; 1/2" diameter hardened steel ball bearings
BUSHING: Roller bearings with drilled hardened steel spanner bushing and steel side washers



AXLE&NUT: 3/4" axle and lock nut
FINISH: Corrosion resistant bright zinc
LUBRICATION: Grease nipple in race
HARDENED: Raceway
LEGS: 5/16" thick, double welded
LEG SPACING: 3" and 3 1/2"

- EXCELLENT FOR:**
- Abusive Conditions
 - Tow lines
 - Industrial platform trucks
 - Most hardworking industrial functions
 - Economical handling of heavy loads where severe abuse is present



WHEEL CASTER PART NUMBER


OPTIONS:

- TSB Thumb Screw Brake
- UWB Universal Wheel Brake
- 4PSL 4 Position Swivel Lock
- C Raceway Seal
- DB Delrin Bearing
- PB Precision Ball Bearing
- RB Roller Bearing
- TB Tapered Bearing
- OH Special Overall Height
- Z Zerk Axle

FINISHES:

Inquiries on other finishes welcome

Diameter	Tread Width	Capacity Lbs.	Bearing Type	Swivel Radius	Overall Height	Wheel Type	Swivel	Caster Weight (lbs)		Caster Weight (lbs)
								Rigid		
6"	2 1/2"	700	Roller	4 1/4"	7 1/2"	Moldon Rubber	STY625-***-MR-RB	15.08	RTY625-***-MR-RB	13.18
		1,200	Roller			Envirothane™	STY625-***-U-RB	11.88	RTY625-***-U-RB	9.98
		1,200	Precision			Envirothane™ Grey - PB	STY625-***-UG-PB	11.72	RTY625-***-UG-PB	9.82
		1,200	Roller			Envirothane™ Grey - RB	STY625-***-UG-RB	11.88	RTY625-***-UG-RB	9.98
		1,300	Roller			ALTHane™	STY625-***-ALT-RB	11.08	RTY625-***-ALT-RB	9.18
		1,600	Roller			Phenolic	STY625-***-PH-RB	12.78	RTY625-***-PH-RB	10.88
	3"	1,600	Roller			Moldon Urethane	STY625-***-UR-RB	15.80	RTY625-***-UR-RB	13.90
		1,800	Roller			Solid Steel	STY625-***-SS-RB	19.00	RTY625-***-SS-RB	17.10
		2,000	Roller			V Groove	STY625-***-VG-RB	17.48	RTY625-***-VG-RB	15.58
		750	Roller			Moldon Rubber	STY63-***-MR-RB	17.02	RTY63-***-MR-RB	14.67
		750	Tapered			Moldon Rubber - TB	STY63-***-MR-TB	16.51	RTY63-***-MR-TB	14.16
		2,000	Roller			Phenolic	STY63-***-PH-RB	14.64	RTY63-***-PH-RB	12.29
8"	2 1/2"	2,000	Roller	5 7/8"	9 1/2"	Moldon Urethane	STY63-***-UR-RB	18.14	RTY63-***-UR-RB	15.79
		2,000	Tapered			Moldon Urethane - TB	STY63-***-UR-TB	19.61	RTY63-***-UR-TB	17.26
		2,400	Roller			HD Moldon Urethane	STY63-***-URH-RB	19.74	RTY63-***-URH-RB	17.39
		2,400	Tapered			HD Moldon Urethane - TB	STY63-***-URH-TB	17.89	RTY63-***-URH-TB	15.54
		2,500	Roller			Solid Steel	STY63-***-SS-RB	21.94	RTY63-***-SS-RB	19.59
		2,500	Roller			Solid Steel	STY63-***-SSR-RB	22.24	RTY63-***-SSR-RB	19.89
	3"	2,500	Tapered			Solid Steel - TB	STY63-***-SSR-TB	20.39	RTY63-***-SSR-TB	18.04
		2,500	Roller			V Groove	STY63-***-VG-RB	22.24	RTY63-***-VG-RB	19.89
		3,200	Tapered			Solid Steel - TB	STY63-***-SS-TB	18.49	RTY63-***-SS-TB	16.14
		3,200	Tapered			Ductile Iron - TB	STY63-***-DI-TB	19.64	RTY63-***-DI-TB	17.29
		3,200	Tapered			V Groove - TB	STY63-***-VGFs-TB	28.89	RTY63-***-VGFs-TB	26.54
		850	Roller			Moldon Rubber	STY825-***-MR-RB	18.56	RTY825-***-MR-RB	16.55
1,400	Roller	ALTHane™	STY825-***-ALT-RB	12.88	RTY825-***-ALT-RB	10.87				
1,600	Roller	Envirothane™	STY825-***-U-RB	14.34	RTY825-***-U-RB	12.33				
1,600	Precision	Envirothane™ Grey - PB	STY825-***-UG-PB	14.04	RTY825-***-UG-PB	12.02				
1,600	Roller	Envirothane™ Grey - RB	STY825-***-UG-RB	14.16	RTY825-***-UG-RB	12.15				
1,800	Roller	Solid Steel	STY825-***-SS-RB	24.84	RTY825-***-SS-RB	22.83				
2,000	Roller	Phenolic	STY825-***-PH-RB	15.25	RTY825-***-PH-RB	13.24				
2,000	Roller	Moldon Urethane	STY825-***-UR-RB	21.20	RTY825-***-UR-RB	19.19				
2,500	Roller	V Groove	STY825-***-VG-RB	23.48	RTY825-***-VG-RB	21.47				



TYPHOON

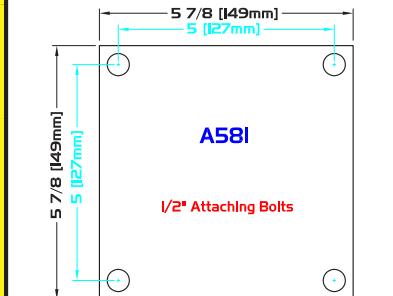
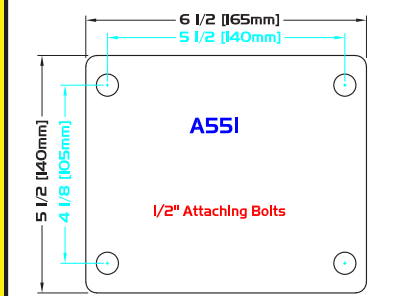
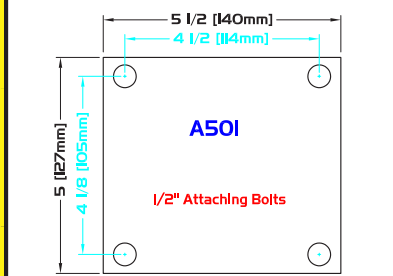
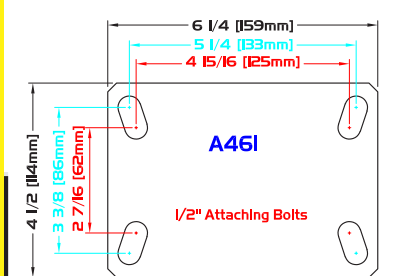
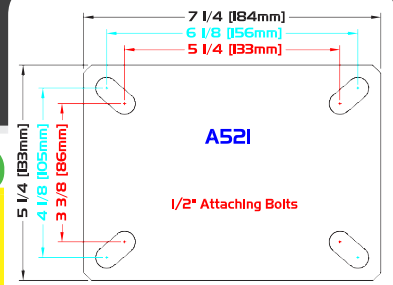
SERIES

STANDARD PLATE: A521

A521

1 - Plate Thickness: 5/16"

PLATE DIAGRAMS



WHEEL

CASTER

PART NUMBER

Diameter	Tread Width	Capacity Lbs.	Bearing Type	Swivel Radius	Overall Height	Wheel Type	Swivel	Caster Weight (lbs)	Rigid	Caster Weight (lbs)				
8"	3"	900	Roller	5 7/8"	9 1/2"	Moldon Rubber	STY83-***-MR-RB	20.89	RTY83-***-MR-RB	18.42				
		900	Tapered			Moldon Rubber - TB	STY83-***-MR-TB	20.89	RTY83-***-MR-TB	18.43				
		2,500	Roller			Phenolic	STY83-***-PH-RB	16.64	RTY83-***-PH-RB	14.18				
		2,500	Roller			Solid Steel	STY83-***-SS-RB	24.74	RTY83-***-SS-RB	26.28				
		2,500	Roller			Moldon Urethane	STY83-***-UR-RB	23.08	RTY83-***-UR-RB	20.62				
		2,500	Tapered			Moldon Urethane - TB	STY83-***-UR-TB	26.59	RTY83-***-UR-TB	24.13				
		2,800	Roller			V Groove	STY83-***-VG-RB	28.02	RTY83-***-VG-RB	25.56				
		3,100	Roller			Moldon Urethane	STY83-***-URR-RB	27.74	RTY83-***-URR-RB	25.28				
		3,100	Tapered			Moldon Urethane - TB	STY83-***-URR-TB	25.89	RTY83-***-URR-TB	23.43				
		3,200	Tapered			Ductile Iron - TB	STY83-***-DI-TB	25.21	RTY83-***-DI-TB	22.75				
		3,200	Tapered			Solid Steel - TB	STY83-***-SS-TB	21.91	RTY83-***-SS-TB	19.45				
		3,200	Roller			Solid Steel	STY83-***-SSR-RB	25.74	RTY83-***-SSR-RB	23.28				
		3,200	Tapered			Solid Steel - TB	STY83-***-SSR-TB	33.89	RTY83-***-SSR-TB	31.43				
		3,200	Roller			HD Moldon Urethane	STY83-***-URH-RB	27.74	RTY83-***-URH-RB	25.28				
		3,200	Tapered			HD Moldon Urethane - TB	STY83-***-URH-TB	25.89	RTY83-***-URH-TB	23.43				
		3,200	Tapered			V Groove - TB	STY83-***-VGR-TB	33.39	RTY83-***-VGR-TB	30.93				
		10"	2 1/2"			950	Roller	7 3/8"	11 1/2"	Moldon Rubber	STY1025-***-MR-RB	22.63	RTY1025-***-MR-RB	20.89
						2,000	Roller			Solid Steel	STY1025-***-SS-RB	26.01	RTY1025-***-SS-RB	24.27
2,200	Roller			Moldon Urethane	STY1025-***-UR-RB	24.49	RTY1025-***-UR-RB			22.75				
2,500	Roller			Phenolic	STY1025-***-PH-RB	17.27	RTY1025-***-PH-RB			15.53				
3,200	Roller			Solid Steel	STY1025-***-SSR-RB	25.97	RTY1025-***-SSR-RB			24.23				
1,000	Roller			7 3/8"	11 1/2"	Moldon Rubber	STY103-***-MR-RB			25.25	RTY103-***-MR-RB	23.06		
1,000	Tapered		Moldon Rubber - TB			STY103-***-MR-TB	27.42	RTY103-***-MR-TB	25.23					
2,500	Roller		Solid Steel			STY103-***-SS-RB	29.95	RTY103-***-SS-RB	27.76					
2,900	Roller		Phenolic			STY103-***-PH-RB	19.83	RTY103-***-PH-RB	17.64					
3,000	Roller		Moldon Urethane			STY103-***-UR-RB	27.87	RTY103-***-UR-RB	25.68					
3,000	Tapered		Moldon Urethane - TB			STY103-***-UR-TB	32.84	RTY103-***-UR-TB	30.65					
3,000	Roller		V Groove			STY103-***-VG-RB	33.23	RTY103-***-VG-RB	31.04					
3,200	Tapered		Ductile Iron - TB			STY103-***-DI-TB	36.94	RTY103-***-DI-TB	34.75					
3,200	Tapered		Solid Steel - TB			STY103-***-SS-TB	27.84	RTY103-***-SS-TB	25.65					
3,200	Roller		Solid Steel			STY103-***-SSR-RB	41.23	RTY103-***-SSR-RB	39.04					
3,200	Tapered		Solid Steel - TB			STY103-***-SSR-TB	39.38	RTY103-***-SSR-TB	37.19					
3,200	Roller		Moldon Urethane			STY103-***-URR-RB	35.23	RTY103-***-URR-RB	33.04					
3,200	Tapered		Moldon Urethane - TB	STY103-***-URR-TB	33.38	RTY103-***-URR-TB	31.19							
3,200	Roller	HD Moldon Urethane	STY103-***-URH-RB	35.23	RTY103-***-URH-RB	33.04								
3,200	Tapered	HD Moldon Urethane - TB	STY103-***-URH-TB	33.38	RTY103-***-URH-TB	31.19								
3,200	Tapered	Forged V Groove - TB	STY103-***-VGF-TB	36.38	RTY103-***-VGF-TB	34.19								
12"	2 1/2"	950	Roller	9"	13 1/2"	Moldon Rubber	STY1225-***-MR-RB	26.13	RTY1225-***-MR-RB	24.01				
		2,000	Roller			Solid Steel	STY1225-***-SS-RB	29.71	RTY1225-***-SS-RB	27.59				
		2,500	Roller			Moldon Urethane	STY1225-***-UR-RB	30.09	RTY1225-***-UR-RB	27.97				
		3,000	Roller			Phenolic	STY1225-***-PH-RB	21.65	RTY1225-***-PH-RB	19.53				
		1,200	Roller			9"	13 1/2"	Moldon Rubber	STY123-***-MR-RB	30.15	RTY123-***-MR-RB	27.58		
		1,200	Tapered					Moldon Rubber - TB	STY123-***-MR-TB	28.36	RTY123-***-MR-TB	25.79		
	2,500	Roller	Solid Steel	STY123-***-SS-RB	35.69			RTY123-***-SS-RB	33.12					
	2,500	Tapered	Solid Steel - TB	STY123-***-SS-TB	35.84			RTY123-***-SS-TB	33.27					
	3,200	Tapered	Ductile Iron - TB	STY123-***-DI-TB	40.71			RTY123-***-DI-TB	38.14					
	3,200	Roller	Phenolic	STY123-***-PH-RB	23.39			RTY123-***-PH-RB	20.82					
	3,200	Tapered	Solid Steel - TB	STY123-***-SS-TB	38.50			RTY123-***-SS-TB	35.93					
	3,200	Roller	Moldon Urethane	STY123-***-UR-RB	33.43			RTY123-***-UR-RB	30.86					
	3,200	Tapered	Moldon Urethane - TB	STY123-***-UR-TB	41.06			RTY123-***-UR-TB	38.49					
	3,200	Tapered	Moldon Urethane - TB	STY123-***-URR-TB	34.34			RTY123-***-URR-TB	31.77					
	3,200	Tapered	HD Moldon Urethane - TB	STY123-***-URH-TB	34.34			RTY123-***-URH-TB	31.77					

* Caster weight based on Standard Plate



MONSOON KINGPINFREE™ 10,000 LBS SERIES



FEATURES

KINGPIN: Kingpinfree
MATERIAL: SAE 1045 hot forged
RACEWAY: 4 1/8" diameter raceway; 5/8" diameter steel carbon balls
BUSHING: Roller bearings with drilled hardened steel spanner bushing and steel side washers

AXLE&NUT: 1" axle and lock nut
FINISH: Corrosion resistant black
HARDENED: Raceway
LEGS: Continuously welded for added strength
LEG SPACING: 3 1/2", 4 1/2"



EXCELLENT FOR:

- Abusive conditions
- Tow lines
- Heavy service equipment
- Aircraft engine stands
- Ground support equipment
- Portable dollies
- Die & Tooling fixtures



OPTIONS:

- TSB Thumb Screw Brake
- UWB Universal Wheel Brake
- 4PSL 4 Position Swivel Lock
- RB Roller Bearing
- TB Tapered Bearing

FINISHES:

- Black
- Blue



WHEEL		CASTER				PART NUMBER									
Diameter	Tread Width	Capacity Lbs.	Bearing Type	Swivel Radius	Overall Height	Wheel Type	Swivel	Caster Weight (lbs)	Rigid	Caster Weight (lbs)					
6"	3"	750	Roller	5 1/2"	8 1/2"	Moldon Rubber	SMO63-***-MRR-RB	33.31	RMO63-***-MRR-RB	25.77					
		750	Tapered			Moldon Rubber - TB	SMO63-***-MRR-TB	32.89	RMO63-***-MRR-TB	25.35					
		2,000	Roller			Moldon Urethane	SMO63-***-URR-RB	33.31	RMO63-***-URR-RB	25.77					
		2,000	Tapered			Moldon Urethane - TB	SMO63-***-URR-TB	32.89	RMO63-***-URR-TB	25.35					
		2,400	Roller			HD Moldon Urethane	SMO63-***-URH-RB	33.31	RMO63-***-URH-RB	25.77					
		2,400	Tapered			HD Moldon Urethane - TB	SMO63-***-URH-TB	32.90	RMO63-***-URH-TB	25.36					
		2,500	Roller			Solid Steel	SMO63-***-SSR-RB	35.81	RMO63-***-SSR-RB	28.27					
		2,500	Tapered			Solid Steel - TB	SMO63-***-SSR-TB	35.39	RMO63-***-SSR-TB	27.85					
		6,000	Roller			Forged Steel	SMO63-***-FSR-RB	43.81	RMO63-***-FSR-RB	36.27					
	6,000	Roller	Forged V Groove	SMO63-***-VGFS-RB	43.81	RMO63-***-VGFS-RB	36.27								
	10,000	Tapered	Forged Steel - TB	SMO63-***-FSR-TB	43.40	RMO63-***-FSR-TB	35.86								
	10,000	Tapered	Forged V Groove - TB	SMO63-***-VGFS-TB	43.39	RMO63-***-VGFS-TB	35.85								
	4"	3"	3,000	Roller	5 1/2"	8 1/2"	Moldon Urethane	SMO64-***-URR-RB	41.20	RMO64-***-URR-RB	33.66				
			3,000	Tapered			Moldon Urethane - TB	SMO64-***-URR-TB	40.64	RMO64-***-URR-TB	33.10				
			3,600	Roller			HD Moldon Urethane	SMO64-***-URH-RB	41.20	RMO64-***-URH-RB	33.66				
			3,600	Tapered			HD Moldon Urethane - TB	SMO64-***-URH-TB	40.64	RMO64-***-URH-TB	33.10				
			8"	3"			900	Roller	6 1/2"	10 1/2"	Moldon Rubber	SMO83-***-MRR-RB	37.17	RMO83-***-MRR-RB	29.77
							900	Tapered			Moldon Rubber - TB	SMO83-***-MRR-TB	36.75	RMO83-***-MRR-TB	29.35
3,100	Roller	Moldon Urethane			SMO83-***-URR-RB	41.67	RMO83-***-URR-RB	34.27							
3,100	Tapered	Moldon Urethane - TB			SMO83-***-URR-TB	41.25	RMO83-***-URR-TB	33.85							
3,500	Roller	Solid Steel			SMO83-***-SSR-RB	39.67	RMO83-***-SSR-RB	32.27							
3,700	Roller	HD Moldon Urethane			SMO83-***-URH-RB	41.67	RMO83-***-URH-RB	34.27							
3,700	Tapered	HD Moldon Urethane - TB		SMO83-***-URH-TB	41.25	RMO83-***-URH-TB	33.85								
4,500	Roller	Forged Steel		SMO83-***-FSR-RB	43.17	RMO83-***-FSR-RB	35.77								
4,500	Tapered	Solid Steel - TB		SMO83-***-SSR-TB	49.25	RMO83-***-SSR-TB	41.85								
4,500	Roller	V Groove		SMO83-***-VGR-RB	48.67	RMO83-***-VGR-RB	41.27								
4,500	Tapered	V Groove - TB		SMO83-***-VGR-TB	48.25	RMO83-***-VGR-TB	40.85								
5,000	Roller	Forged V Groove		SMO83-***-VGFS-RB	48.67	RMO83-***-VGFS-RB	41.27								
5,000	Tapered	Forged V Groove - TB	SMO83-***-VGFS-TB	48.25	RMO83-***-VGFS-TB	40.85									
5,500	Tapered	Forged Steel - TB	SMO83-***-FSR-TB	42.75	RMO83-***-FSR-TB	35.35									
4"	3"	3,800	Roller	6 1/2"	10 1/2"	Moldon Urethane	SMO84-***-URR-RB	45.06	RMO84-***-URR-RB	37.66					
		3,800	Tapered			Moldon Urethane - TB	SMO84-***-URR-TB	44.50	RMO84-***-URR-TB	37.10					
		4,500	Roller			HD Moldon Urethane	SMO84-***-URH-RB	45.06	RMO84-***-URH-RB	37.66					
		4,500	Tapered			HD Moldon Urethane - TB	SMO84-***-URH-TB	44.50	RMO84-***-URH-TB	37.10					
		5,000	Roller			Solid Steel	SMO84-***-SSR-RB	53.06	RMO84-***-SSR-RB	45.66					
		5,000	Tapered			Solid Steel - TB	SMO84-***-SSR-TB	52.50	RMO84-***-SSR-TB	45.10					
		8,400	Roller			Forged Steel	SMO84-***-FSR-RB	62.06	RMO84-***-FSR-RB	54.66					
		8,400	Roller			Forged V Groove	SMO84-***-VGFS-RB	49.06	RMO84-***-VGFS-RB	41.66					
		8,400	Tapered			Forged V Groove - TB	SMO84-***-VGFS-TB	48.50	RMO84-***-VGFS-TB	41.10					
		10,000	Tapered			Forged Steel - TB	SMO84-***-FSR-TB	61.50	RMO84-***-FSR-TB	54.10					

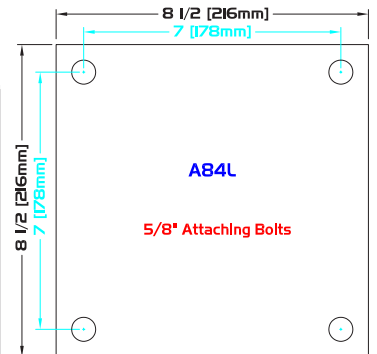
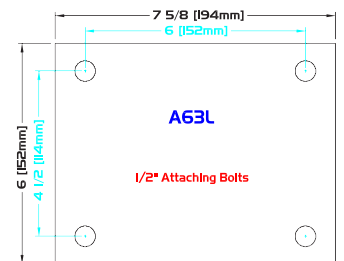
MONSOON

SERIES

STANDARD PLATE: A63L

L - Plate Thickness: 1/2"

PLATE DIAGRAMS



WHEEL		CASTER		PART NUMBER										
Diameter	Tread Width	Capacity Lbs.	Bearing Type	Swivel Radius	Overall Height	Wheel Type	Swivel	Caster Weight (lbs)	Rigid	Caster Weight (lbs)				
10"	3"	1,000	Roller	7 1/2"	12 1/2"	Moldon Rubber	SMO103-***-MRR-RB	41.45	RM0103-***-MRR-RB	34.27				
		1,000	Tapered			Moldon Rubber - TB	SMO103-***-MRR-TB	41.03	RM0103-***-MRR-TB	33.85				
		3,500	Roller			Solid Steel	SMO103-***-SSR-RB	55.45	RM0103-***-SSR-RB	48.27				
		3,500	Tapered			Solid Steel - TB	SMO103-***-SSR-TB	55.03	RM0103-***-SSR-TB	47.85				
		3,700	Roller			Moldon Urethane	SMO103-***-URR-RB	49.45	RM0103-***-URR-RB	42.27				
		3,700	Tapered			Moldon Urethane - TB	SMO103-***-URR-TB	49.03	RM0103-***-URR-TB	41.85				
		4,400	Roller			HD Moldon Urethane	SMO103-***-URH-RB	49.45	RM0103-***-URH-RB	42.27				
		4,400	Tapered			HD Moldon Urethane - TB	SMO103-***-URH-TB	49.03	RM0103-***-URH-TB	41.85				
		5,000	Roller			Forged Steel	SMO103-***-FSR-RB	53.45	RM0103-***-FSR-RB	46.27				
		5,000	Roller			Forged V Groove	SMO103-***-VGFS-RB	52.45	RM0103-***-VGFS-RB	45.27				
	5,000	Tapered	Forged V Groove - TB	SMO103-***-VGFS-TB	52.03	RM0103-***-VGFS-TB	44.85							
	6,000	Roller	HD Forged Steel	SMO103-***-FSH-RB	53.45	RM0103-***-FSH-RB	46.27							
	6,000	Tapered	Forged Steel - TB	SMO103-***-FSR-TB	53.03	RM0103-***-FSR-TB	45.85							
	6,000	Roller	HD Forged V Groove	SMO103-***-VGFSH-RB	52.45	RM0103-***-VGFSH-RB	45.27							
	6,000	Tapered	HD Forged V Groove - TB	SMO103-***-VGFSH-TB	52.03	RM0103-***-VGFSH-TB	44.85							
	6,500	Tapered	HD Forged Steel - TB	SMO103-***-FSH-TB	53.03	RM0103-***-FSH-TB	45.85							
	10"	4"	1,500	Roller	7 1/2"	12 1/2"	Moldon Rubber	SMO104-***-MRR-RB	58.84	RM0104-***-MRR-RB	51.66			
			1,500	Tapered			Moldon Rubber - TB	SMO104-***-MRR-TB	58.28	RM0104-***-MRR-TB	51.10			
			5,000	Roller			Moldon Urethane	SMO104-***-URR-RB	58.84	RM0104-***-URR-RB	51.66			
			5,000	Tapered			Moldon Urethane - TB	SMO104-***-URR-TB	58.28	RM0104-***-URR-TB	51.10			
6,000			Roller	Solid Steel			SMO104-***-SSR-RB	57.84	RM0104-***-SSR-RB	50.66				
6,000			Tapered	Solid Steel - TB			SMO104-***-SSR-TB	57.28	RM0104-***-SSR-TB	50.10				
6,000			Roller	HD Moldon Urethane			SMO104-***-URH-RB	58.84	RM0104-***-URH-RB	51.66				
6,000			Tapered	HD Moldon Urethane - TB			SMO104-***-URH-TB	58.28	RM0104-***-URH-TB	51.10				
8,400			Roller	Forged Steel			SMO104-***-FSR-RB	73.84	RM0104-***-FSR-RB	66.66				
8,400			Roller	Forged V Groove			SMO104-***-VGFS-RB	73.84	RM0104-***-VGFS-RB	66.66				
10,000			Tapered	Forged Steel - TB			SMO104-***-FSR-TB	73.28	RM0104-***-FSR-TB	66.10				
10,000			Tapered	Forged V Groove - TB			SMO104-***-VGFS-TB	73.28	RM0104-***-VGFS-TB	66.10				
12"			3"	1,200			Roller	8 1/2"	15 1/2"	Moldon Rubber	SMO123-***-MRR-RB	47.97	RM0123-***-MRR-RB	41.27
				1,200			Tapered			Moldon Rubber - TB	SMO123-***-MRR-TB	47.55	RM0123-***-MRR-TB	40.85
	2,500	Roller		Solid Steel	SMO123-***-SSR-RB	52.97	RM0123-***-SSR-RB			46.27				
	2,500	Tapered		Solid Steel - TB	SMO123-***-SSR-TB	52.55	RM0123-***-SSR-TB			45.85				
	3,800	Roller		Moldon Urethane	SMO123-***-URR-RB	50.97	RM0123-***-URR-RB			44.27				
	3,800	Tapered		Moldon Urethane - TB	SMO123-***-URR-TB	50.55	RM0123-***-URR-TB			43.85				
	4,600	Roller		HD Moldon Urethane	SMO123-***-URH-RB	50.97	RM0123-***-URH-RB			44.27				
	4,600	Tapered	HD Moldon Urethane - TB	SMO123-***-URH-TB	50.55	RM0123-***-URH-TB	43.85							
	12"	4"	1,600	Roller	8 1/2"	15 1/2"	Moldon Rubber	SMO124-***-MRR-RB	57.36	RM0124-***-MRR-RB	50.66			
			1,600	Tapered			Moldon Rubber - TB	SMO124-***-MRR-TB	56.80	RM0124-***-MRR-TB	50.10			
			5,500	Roller			Moldon Urethane	SMO124-***-URR-RB	57.36	RM0124-***-URR-RB	50.66			
			5,500	Tapered			Moldon Urethane - TB	SMO124-***-URR-TB	56.80	RM0124-***-URR-TB	50.10			
			6,600	Roller			HD Moldon Urethane	SMO124-***-URH-RB	57.36	RM0124-***-URH-RB	50.66			
			6,600	Tapered			HD Moldon Urethane - TB	SMO124-***-URH-TB	56.80	RM0124-***-URH-TB	50.10			
7,500			Roller	Ductile Iron			SMO124-***-DIR-RB	80.36	RM0124-***-DIR-RB	73.66				
7,500	Tapered	Ductile Iron - TB	SMO124-***-DIR-TB	79.80	RM0124-***-DIR-TB	73.10								
7,500	Roller	Forged Steel	SMO124-***-FSR-RB	157.36	RM0124-***-FSR-RB	150.66								

* Caster weight based on Standard Plate



CYCLONE KINGPINFREE™ 18,000 LBS SERIES



FEATURES

KINGPIN: Kingpinfree
MATERIAL: SAE 1045
RACEWAY: 5" diameter raceway; 3/4" diameter hardened ball bearings
BUSHING: Roller bearings with drilled hardened steel spanner bushing and steel side washers



AXLE&NUT: 1 1/4" axle and lock nut
FINISH: Yellow Chromate
HARDENED: Raceway
LEGS: Continuously welded for added strength
LEG SPACING: 4 1/2", 5 1/2"

EXCELLENT FOR:

- Abusive conditions
- Tow lines
- Heavy service equipment
- Aircraft engine stands
- Ground support equipment
- Portable dollies
- Die & Tooling fixtures



MOLDON RUBBER



MOLDON RUBBER - TB



FORGED STEEL



SOLID STEEL



MOLDON URETHANE



MOLDON URETHANE - TB



V GROOVE

OPTIONS:

- TSB Thumb Screw Brake
 UWB Universal Wheel Brake
 4PSL 4 Position Swivel Lock
 RB Roller Bearing
 TB Tapered Bearing

FINISHES:

- Black
 Blue

SPECIAL:

- Dual wheel available
 Custom top plates
 Custom overall height
 Custom swivel radius



WHEEL		CASTER				PART NUMBER					
Diameter	Tread Width	Capacity Lbs.	Bearing Type	Swivel Radius	Overall Height	Wheel Type	Swivel	Caster Weight (lbs)	Rigid	Caster Weight (lbs)	
6"	4"	3,000	Roller	5 1/4"	9"	Moldon Urethane	SCY64-***-URR-RB	57.24	RCY64-***-URR-RB	42.14	
		3,000	Tapered			Moldon Urethane - TB	SCY64-***-URR-TB	56.47	RCY64-***-URR-TB	41.37	
		3,600	Roller			HD Moldon Urethane	SCY64-***-URH-RB	57.24	RCY64-***-URH-RB	42.14	
		3,600	Tapered			HD Moldon Urethane - TB	SCY64-***-URH-TB	56.47	RCY64-***-URH-TB	41.37	
	5"	3,700	Roller	5 1/2"	9"	Moldon Urethane	SCY65-***-URR-RB	60.16	RCY65-***-URR-RB	45.06	
		3,700	Tapered			Moldon Urethane - TB	SCY65-***-URR-TB	59.47	RCY65-***-URR-TB	44.37	
8"	4"	4,400	Roller	6 1/4"	11"	HD Moldon Urethane	SCY65-***-URH-RB	60.16	RCY65-***-URH-RB	45.06	
		4,400	Tapered			HD Moldon Urethane - TB	SCY65-***-URH-TB	59.47	RCY65-***-URH-TB	44.37	
		5,000	Tapered			Solid Steel - TB	SCY84-***-SSR-TB	68.47	RCY84-***-SSR-TB	53.49	
		8,400	Roller			Forged Steel	SCY84-***-FSR-RB	78.24	RCY84-***-FSR-RB	63.26	
		8,400	Roller			Forged V Groove	SCY84-***-VGFS-RB	65.24	RCY84-***-VGFS-RB	50.26	
		8,400	Tapered			Forged V Groove - TB	SCY84-***-VGFS-TB	64.48	RCY84-***-VGFS-TB	49.50	
		10,000	Tapered			Forged Steel - TB	SCY84-***-FSH-TB	77.47	RCY84-***-FSH-TB	62.49	
		15,000	Tapered			HD Forged V Groove - TB	SCY84-***-VGFSH-TB	64.48	RCY84-***-VGFSH-TB	49.50	
18,000	Tapered	HD Forged Steel - TB	SCY84-***-FSH-TB	77.47	RCY84-***-FSH-TB	62.49					
10"	4"	1,500	Roller	7 1/2"	13"	Moldon Rubber	SCY104-***-MRR-RB	75.34	RCY104-***-MRR-RB	60.34	
		1,500	Tapered			Moldon Rubber - TB	SCY104-***-MRR-TB	74.57	RCY104-***-MRR-TB	59.57	
		5,000	Roller			Moldon Urethane	SCY104-***-URR-RB	75.34	RCY104-***-URR-RB	60.34	
		5,000	Tapered			Moldon Urethane - TB	SCY104-***-URR-TB	74.57	RCY104-***-URR-TB	59.57	
		6,000	Tapered			Solid Steel - TB	SCY104-***-SSR-TB	73.57	RCY104-***-SSR-TB	58.57	
		6,000	Roller			HD Moldon Urethane	SCY104-***-URH-RB	75.34	RCY104-***-URH-RB	60.34	
		6,000	Tapered			HD Moldon Urethane - TB	SCY104-***-URH-TB	74.57	RCY104-***-URH-TB	59.57	
		8,400	Roller			Forged Steel	SCY104-***-FSR-RB	90.34	RCY104-***-FSR-RB	75.34	
		8,400	Roller			Forged V Groove	SCY104-***-VGFS-RB	90.34	RCY104-***-VGFS-RB	75.34	
		10,000	Tapered			Forged Steel - TB	SCY104-***-FSR-TB	89.57	RCY104-***-FSR-TB	74.57	
		10,000	Tapered			Forged V Groove - TB	SCY104-***-VGFS-TB	89.57	RCY104-***-VGFS-TB	74.57	
		15,000	Tapered			HD Forged V Groove - TB	SCY104-***-VGFSH-TB	89.57	RCY104-***-VGFSH-TB	74.57	
	18,000	Tapered	HD Forged Steel - TB	SCY104-***-FSH-TB	89.57	RCY104-***-FSH-TB	74.57				
	5"	6,000	Roller	7 1/2"	13"	Moldon Urethane	SCY105-***-URR-RB	87.26	RCY105-***-URR-RB	72.26	
		6,000	Tapered			Moldon Urethane - TB	SCY105-***-URR-TB	86.57	RCY105-***-URR-TB	71.57	
		7,200	Roller			HD Moldon Urethane	SCY105-***-URH-RB	87.26	RCY105-***-URH-RB	72.26	
		7,200	Tapered			HD Moldon Urethane - TB	SCY105-***-URH-TB	86.57	RCY105-***-URH-TB	71.57	

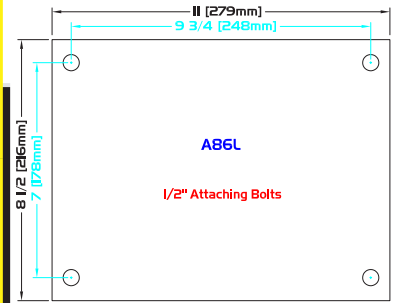
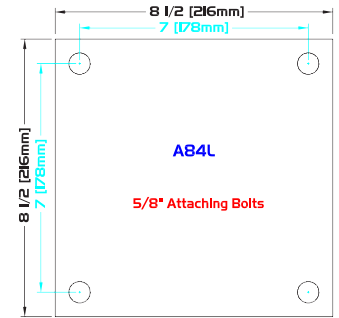
CYCLONE

SERIES

STANDARD PLATE: A84L

L - Plate Thickness: 1/2"

PLATE DIAGRAMS



WHEEL		CASTER				PART NUMBER								
Diameter	Tread Width	Capacity Lbs.	Bearing Type	Swivel Radius	Overall Height	Wheel Type	Swivel	Caster Weight (lbs)	Rigid	Caster Weight (lbs)				
12"	4"	1,600	Roller	8 1/2"	15 1/2"	Moldon Rubber	SCY124-***-MRR-RB	73.84	RCY124-***-MRR-RB	59.04				
		1,600	Tapered			Moldon Rubber - TB	SCY124-***-MRR-TB	73.07	RCY124-***-MRR-TB	58.27				
		5,500	Roller			Moldon Urethane	SCY124-***-URR-RB	73.84	RCY124-***-URR-RB	59.04				
		5,500	Tapered			Moldon Urethane - TB	SCY124-***-URR-TB	73.07	RCY124-***-URR-TB	58.27				
		6,600	Roller			HD Moldon Urethane	SCY124-***-URH-RB	73.84	RCY124-***-URH-RB	59.04				
		6,600	Tapered			HD Moldon Urethane - TB	SCY124-***-URH-TB	73.07	RCY124-***-URH-TB	58.27				
		7,500	Roller			Ductile Iron	SCY124-***-DIR-RB	96.84	RCY124-***-DIR-RB	82.04				
		7,500	Tapered			Ductile Iron - TB	SCY124-***-DIR-TB	96.07	RCY124-***-DIR-TB	81.27				
		7,500	Roller			Forged Steel	SCY124-***-FSR-RB	173.84	RCY124-***-FSR-RB	159.04				
	18,000	Tapered	HD Forged Steel - TB	SCY124-***-FSH-TB	173.07	RCY124-***-FSH-TB	158.27							
	5"	5"	5,500	Roller	8 1/2"	15 1/2"	Solid Steel	SCY125-***-SSR-RB	95.76	RCY125-***-SSR-RB	80.96			
			5,500	Tapered			Solid Steel - TB	SCY125-***-SSR-TB	95.07	RCY125-***-SSR-TB	80.27			
			6,500	Roller			Moldon Urethane	SCY125-***-URR-RB	88.76	RCY125-***-URR-RB	73.96			
			6,500	Tapered			Moldon Urethane - TB	SCY125-***-URR-TB	88.07	RCY125-***-URR-TB	73.27			
			7,800	Roller			HD Moldon Urethane	SCY125-***-URH-RB	88.76	RCY125-***-URH-RB	73.96			
			7,800	Tapered			HD Moldon Urethane - TB	SCY125-***-URH-TB	88.52	RCY125-***-URH-TB	73.72			
			9,500	Roller			V Groove	SCY125-***-VGR-RB	153.76	RCY125-***-VGR-RB	138.96			
			10,000	Roller			Ductile Iron	SCY125-***-DIR-RB	141.76	RCY125-***-DIR-RB	126.96			
12,000			Tapered	V Groove - TB			SCY125-***-VGR-TB	153.07	RCY125-***-VGR-TB	138.27				
15,000			Tapered	Ductile Iron - TB			SCY125-***-DIR-TB	141.07	RCY125-***-DIR-TB	126.27				
16"			4"	1,500			Roller	11"	19"	Moldon Rubber	SCY164-***-MRR-RB	85.74	RCY164-***-MRR-RB	70.74
				1,500			Tapered			Moldon Rubber - TB	SCY164-***-MRR-TB	84.97	RCY164-***-MRR-TB	69.97
	6,000	Roller		Moldon Urethane	SCY164-***-URR-RB	85.74	RCY164-***-URR-RB			70.74				
	6,000	Tapered		Moldon Urethane - TB	SCY164-***-URR-TB	84.97	RCY164-***-URR-TB			69.97				
	7,500	Roller		Solid Steel	SCY164-***-SSR-RB	117.74	RCY164-***-SSR-RB			102.74				
	7,500	Tapered		Solid Steel - TB	SCY164-***-SSR-TB	116.97	RCY164-***-SSR-TB			101.97				
	5"	5"	8,000	Roller	11"	19"	HD Moldon Urethane	SCY164-***-URH-RB	85.74	RCY164-***-URH-RB	70.74			
			8,000	Tapered			HD Moldon Urethane - TB	SCY164-***-URH-TB	84.97	RCY164-***-URH-TB	69.97			
			1,500	Roller			Moldon Rubber	SCY165-***-MRR-RB	117.66	RCY165-***-MRR-RB	102.66			
			1,500	Tapered			Moldon Rubber - TB	SCY165-***-MRR-TB	116.97	RCY165-***-MRR-TB	101.97			
			6,500	Roller			Solid Steel	SCY165-***-SSR-RB	119.66	RCY165-***-SSR-RB	104.66			
			6,500	Tapered			Solid Steel - TB	SCY165-***-SSR-TB	118.97	RCY165-***-SSR-TB	103.97			
18"	5"	7,000	Roller	13"	21"	Moldon Urethane	SCY185-***-URR-RB	136.96	RCY185-***-URR-RB	121.86				
		7,000	Tapered			Moldon Urethane - TB	SCY185-***-URR-TB	136.27	RCY185-***-URR-TB	121.17				
		8,500	Roller			HD Moldon Urethane	SCY185-***-URH-RB	136.96	RCY185-***-URH-RB	121.86				
		8,500	Tapered			HD Moldon Urethane - TB	SCY185-***-URH-TB	136.27	RCY185-***-URH-TB	121.17				
		9,000	Roller			Moldon Rubber	SCY185-***-MRR-RB	136.96	RCY185-***-MRR-RB	121.86				
		9,000	Tapered			Moldon Rubber - TB	SCY185-***-MRR-TB	136.27	RCY185-***-MRR-TB	121.17				

* Caster weight based on Standard Plate



9100 SERIES

3,500 LBS



FEATURES

KINGPIN: 1" integrally forged kingpin
MATERIAL: SAE 1050 hot forged
RACEWAY: 3/8" diameter upper ball race with tapered roller thrust bearing
BUSHING: Roller bearings with drilled hardened steel spanner bushing and steel side washers

AXLE&NUT: 3/4" axle and cotteder nut
FINISH: Corrosion resistant Acrylic black or blue paint
HARDENED: Flame hardened raceway
LEGS: Continuously welded for added strength
LEG SPACING: 3 1/2"

EXCELLENT FOR:

- Abusive conditions
- Tow lines
- Industrial platform trucks
- Most hard working industrial functions
- Heavy service equipment



MOLDON RUBBER



MOLDON RUBBER - TB



PHENOLIC



FORGED STEEL



SOLID STEEL



MOLDON URETHANE



MOLDON URETHANE - TB



V GROOVE

WHEEL

CASTER

PART NUMBER

Diameter	Tread Width	Capacity Lbs.	Bearing Type	Swivel Radius	Overall Height	Wheel Type	Swivel	Caster Weight (lbs)	Rigid	Caster Weight (lbs)				
6"	3"	750	Roller	5 1/2"	9 1/2"	Moldon Rubber	S9108-A511-6MRR-RB	22.60	R9108-A54J-6MRR-RB	20.20				
		750	Tapered			S9108-A511-6MRR-TB	20.75	R9108-A54J-6MRR-TB	18.35					
		2,000	Roller			S9108-A511-6PH-RB	17.50	R9108-A54J-6PH-RB	15.10					
		2,000	Roller			S9108-A511-6URR-RB	22.60	R9108-A54J-6URR-RB	20.20					
		2,000	Tapered			Moldon Urethane	S9108-A511-6URR-TB	20.75	R9108-A54J-6URR-TB	18.35				
		2,400	Roller			Moldon Urethane - TB	S9108-A511-6URH-RB	22.60	R9108-A54J-6URH-RB	20.20				
		2,400	Tapered			HD Moldon Urethane	S9108-A511-6URH-TB	20.75	R9108-A54J-6URH-TB	18.35				
		2,500	Roller			HD Moldon Urethane - TB	S9108-A511-6SSR-RB	25.10	R9108-A54J-6SSR-RB	22.70				
		2,500	Tapered			Solid Steel - TB	S9108-A511-6SSR-TB	23.25	R9108-A54J-6SSR-TB	20.85				
		3,500	Tapered			HD Forged Steel - TB	S9108-A511-6FSH-TB	33.75	R9108-A54J-6FSH-TB	31.35				
		3,500	Tapered			Forged Steel - TB	S9108-A511-6FSR-TB	31.75	R9108-A54J-6FSR-TB	29.35				
		3,500	Tapered			Forged V Groove - TB	S9108-A511-6VGFs-TB	31.75	R9108-A54J-6VGFs-TB	29.35				
		8"	3"			900	Roller	6 1/2"	10 1/2"	Moldon Rubber	S9108-A511-MRR-RB	25.60	R9108-A54J-MRR-RB	23.20
						900	Tapered			S9108-A511-MRR-TB	23.75	R9108-A54J-MRR-TB	21.35	
2,500	Roller			S9108-A511-PH-RB	19.00	R9108-A54J-PH-RB	16.60							
3,100	Roller			Moldon Urethane	S9108-A511-URR-RB	30.10	R9108-A54J-URR-RB			27.70				
3,100	Tapered			Moldon Urethane - TB	S9108-A511-URR-TB	28.25	R9108-A54J-URR-TB			25.85				
3,500	Roller			Forged Steel	S9108-A511-FSR-RB	31.60	R9108-A54J-FSR-RB			29.20				
3,500	Tapered			Forged Steel - TB	S9108-A511-FSR-TB	29.75	R9108-A54J-FSR-TB			27.35				
3,500	Roller			Solid Steel	S9108-A511-SSR-RB	28.10	R9108-A54J-SSR-RB			25.70				
3,500	Tapered			Solid Steel - TB	S9108-A511-SSR-TB	36.25	R9108-A54J-SSR-TB			33.85				
3,500	Roller			Semi Steel	S9108-A511-STR-RB	31.10	R9108-A54J-STR-RB			28.70				
3,500	Tapered			Semi Steel - TB	S9108-A511-STR-TB	31.25	R9108-A54J-STR-TB			28.85				
3,500	Roller			HD Moldon Urethane	S9108-A511-URH-RB	30.10	R9108-A54J-URH-RB			27.70				
3,500	Tapered			HD Moldon Urethane - TB	S9108-A511-URH-TB	28.25	R9108-A54J-URH-TB			25.85				
3,500	Roller			Forged V Groove	S9108-A511-VGFs-RB	37.10	R9108-A54J-VGFs-RB			34.70				
3,500	Tapered			Forged V Groove - TB	S9108-A511-VGFs-TB	35.25	R9108-A54J-VGFs-TB	32.85						
3,500	Tapered			V Groove - TB	S9108-A511-VGR-TB	35.75	R9108-A54J-VGR-TB	33.35						
8"	3"			900	Roller	6 5/8"	11 1/2"	Moldon Rubber	S9110-A511-8MRR-RB	26.00	R9110-A54J-8MRR-RB	24.00		
				900	Tapered			S9110-A511-8MRR-TB	24.15	R9110-A54J-8MRR-TB	22.15			
				2,500	Roller			S9110-A511-8PH-RB	19.40	R9110-A54J-8PH-RB	17.40			
				3,100	Roller			Moldon Urethane	S9110-A511-8URR-RB	30.50	R9110-A54J-8URR-RB	28.50		
				3,100	Tapered			Moldon Urethane - TB	S9110-A511-8URR-TB	28.65	R9110-A54J-8URR-TB	26.65		
				3,500	Roller			Forged Steel	S9110-A511-8FSR-RB	32.00	R9110-A54J-8FSR-RB	30.00		
				3,500	Tapered			Forged Steel - TB	S9110-A511-8FSR-TB	30.15	R9110-A54J-8FSR-TB	28.15		
				3,500	Roller			Solid Steel	S9110-A511-8SSR-RB	28.50	R9110-A54J-8SSR-RB	26.50		
				3,500	Tapered			Solid Steel - TB	S9110-A511-8SSR-TB	36.65	R9110-A54J-8SSR-TB	34.65		
				3,500	Roller			Semi Steel	S9110-A511-8STR-RB	31.50	R9110-A54J-8STR-RB	29.50		
				3,500	Tapered			Semi Steel - TB	S9110-A511-8STR-TB	31.65	R9110-A54J-8STR-TB	29.65		
				3,500	Roller			HD Moldon Urethane	S9110-A511-8URH-RB	30.50	R9110-A54J-8URH-RB	28.50		
		3,500	Tapered	HD Moldon Urethane - TB	S9110-A511-8URH-TB			28.65	R9110-A54J-8URH-TB	26.65				
		3,500	Roller	Forged V Groove	S9110-A511-8VGFs-RB			37.50	R9110-A54J-8VGFs-RB	35.50				
3,500	Tapered	Forged V Groove - TB	S9110-A511-8VGFs-TB	35.65	R9110-A54J-8VGFs-TB	33.65								
3,500	Tapered	V Groove - TB	S9110-A511-8VGR-TB	36.15	R9110-A54J-8VGR-TB	34.15								

OPTIONS:

- TSB Thumb Screw Brake
- UWB Universal Wheel Brake
- 4PSL 4 Position Swivel Lock
- RB Roller Bearing
- TB Tapered Bearing
- Z Zerk Axle

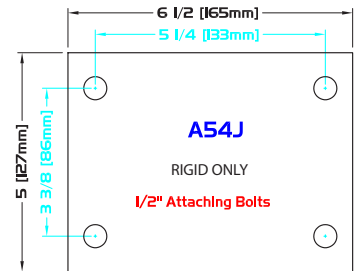
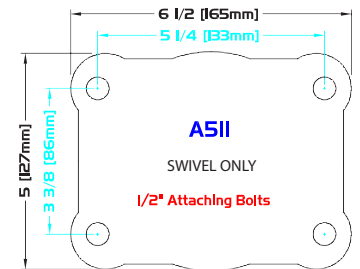
FINISHES:

Inquiries on other finishes welcome

STANDARD SWIVEL PLATE: A511
STANDARD RIGID PLATE: A54J

I - Plate Thickness: 5/16"
J - Plate Thickness: 3/8"

PLATE DIAGRAMS



WHEEL		CASTER		PART NUMBER							
Diameter	Tread Width	Capacity Lbs.	Bearing Type	Swivel Radius	Overall Height	Wheel Type	Swivel	Caster Weight (lbs)	Rigid	Caster Weight (lbs)	
10"	3"	1,000	Roller	7 5/8"	12 1/2"	Moldon Rubber	S9110-A511-MRR-RB	29.50	R9110-A54J-MRR-RB	27.50	
		1,000	Tapered			Moldon Rubber - TB	S9110-A511-MRR-TB	27.65	R9110-A54J-MRR-TB	25.65	
		2,900	Roller			Phenolic	S9110-A511-PH-RB	22.10	R9110-A54J-PH-RB	20.10	
		3,500	Tapered			HD Forged Steel - TB	S9110-A511-FSH-TB	40.15	R9110-A54J-FSH-TB	38.15	
		3,500	Roller			Forged Steel	S9110-A511-FSR-RB	41.50	R9110-A54J-FSR-RB	39.50	
		3,500	Tapered			Forged Steel - TB	S9110-A511-FSR-TB	39.65	R9110-A54J-FSR-TB	37.65	
		3,500	Roller			Solid Steel	S9110-A511-SSR-RB	43.50	R9110-A54J-SSR-RB	41.50	
		3,500	Tapered			Solid Steel - TB	S9110-A511-SSR-TB	41.65	R9110-A54J-SSR-TB	39.65	
		3,500	Roller			Semi Steel	S9110-A511-STR-RB	36.50	R9110-A54J-STR-RB	34.50	
		3,500	Tapered			Semi Steel - TB	S9110-A511-STR-TB	36.65	R9110-A54J-STR-TB	34.65	
		3,500	Roller			HD Moldon Urethane	S9110-A511-URH-RB	37.50	R9110-A54J-URH-RB	35.50	
		3,500	Tapered			HD Moldon Urethane - TB	S9110-A511-URH-TB	35.65	R9110-A54J-URH-TB	33.65	
		3,500	Roller			Moldon Urethane	S9110-A511-URR-RB	37.50	R9110-A54J-URR-RB	35.50	
		3,500	Tapered			Moldon Urethane - TB	S9110-A511-URR-TB	35.65	R9110-A54J-URR-TB	33.65	
	3,500	Roller	Forged V Groove	S9110-A511-VGFS-RB	40.50	R9110-A54J-VGFS-RB	38.50				
	3,500	Tapered	Forged V Groove - TB	S9110-A511-VGFS-TB	38.65	R9110-A54J-VGFS-TB	36.65				
	3,500	Tapered	HD Forged V Groove - TB	S9110-A511-VGSH-TB	39.15	R9110-A54J-VGSH-TB	37.15				
	10"	3"	1,000	Roller	8 1/2"	13 1/2"	Moldon Rubber	S9112-A511-10MRR-RB	30.20	R9112-A54J-10MRR-RB	28.20
			1,000	Tapered			Moldon Rubber - TB	S9112-A511-10MRR-TB	28.35	R9112-A54J-10MRR-TB	26.35
			2,900	Roller			Phenolic	S9112-A511-10PH-RB	22.80	R9112-A54J-10PH-RB	20.80
			3,500	Tapered			HD Forged Steel - TB	S9112-A511-10FSH-TB	40.85	R9112-A54J-10FSH-TB	38.85
			3,500	Roller			Forged Steel	S9112-A511-10FSR-RB	42.20	R9112-A54J-10FSR-RB	40.20
			3,500	Tapered			Forged Steel - TB	S9112-A511-10FSR-TB	40.35	R9112-A54J-10FSR-TB	38.35
			3,500	Roller			Solid Steel	S9112-A511-10SSR-RB	44.20	R9112-A54J-10SSR-RB	42.20
			3,500	Tapered			Solid Steel - TB	S9112-A511-10SSR-TB	42.35	R9112-A54J-10SSR-TB	40.35
			3,500	Roller			Semi Steel	S9112-A511-10STR-RB	37.20	R9112-A54J-10STR-RB	35.20
			3,500	Tapered			Semi Steel - TB	S9112-A511-10STR-TB	37.35	R9112-A54J-10STR-TB	35.35
			3,500	Roller			HD Moldon Urethane	S9112-A511-10URH-RB	38.20	R9112-A54J-10URH-RB	36.20
3,500			Tapered	HD Moldon Urethane - TB			S9112-A511-10URH-TB	36.25	R9112-A54J-10URH-TB	34.35	
3,500			Roller	Moldon Urethane			S9112-A511-10URR-RB	38.20	R9112-A54J-10URR-RB	36.20	
3,500			Tapered	Moldon Urethane - TB			S9112-A511-10URR-TB	36.25	R9112-A54J-10URR-TB	34.35	
3,500	Roller	Forged V Groove	S9112-A511-10VGFS-RB	41.20	R9112-A54J-10VGFS-RB	39.20					
3,500	Tapered	Forged V Groove - TB	S9112-A511-10VGFS-TB	39.35	R9112-A54J-10VGFS-TB	37.35					
3,500	Tapered	HD Forged V Groove - TB	S9112-A511-10VGSH-TB	39.85	R9112-A54J-10VGSH-TB	37.85					
12"	3"	1,200	Roller	9 1/2"	14 1/2"	Moldon Rubber	S9112-A511-MRR-RB	35.20	R9112-A54J-MRR-RB	33.20	
		1,200	Tapered			Moldon Rubber - TB	S9112-A511-MRR-TB	33.35	R9112-A54J-MRR-TB	31.35	
		2,500	Tapered			Solid Steel - TB	S9112-A511-SSR-TB	38.35	R9112-A54J-SSR-TB	36.35	
		3,500	Roller			Phenolic	S9112-A511-PH-RB	25.90	R9112-A54J-PH-RB	23.90	
		2,500	Roller			Solid Steel	S9112-A511-SSR-RB	40.20	R9112-A54J-SSR-RB	38.20	
		3,500	Tapered			HD Moldon Urethane - TB	S9112-A511-URH-TB	36.85	R9112-A54J-URH-TB	34.85	
		3,500	Tapered			Moldon Urethane - TB	S9112-A511-URR-TB	36.85	R9112-A54J-URR-TB	34.85	

* Caster weight based on Standard Plate



9200 SERIES

5,500 LBS




FEATURES

KINGPIN: 1" integrally forged kingpin
MATERIAL: SAE 1050 hot forged
RACEWAY: 3/8" diameter upper ball race with tapered roller thrust bearing
BUSHING: Roller bearings with drilled hardened steel spanner bushing and steel side washers

AXLE&NUT: 3/4" axle and cotteder nut
FINISH: Corrosion resistant Acrylic black or blue paint
HARDENED: Flame hardened raceway
LEGS: Continuously welded for added strength
LEG SPACING: 3 1/2"

EXCELLENT FOR:

- Abusive conditions
- Tow lines
- Industrial platform trucks
- Most hard working industrial functions
- Heavy service equipment



WHEEL

CASTER

PART NUMBER

Diameter	Tread Width	Capacity Lbs.	Bearing Type	Swivel Radius	Overall Height	Wheel Type	Swivel	Caster Weight (lbs)	Rigid	Caster Weight (lbs)				
6"	3"	750	Roller	5 1/2"	9 1/2"	Moldon Rubber	S9208-A62L-6MRR-RB	32.30	R9208-A61L-6MRR-RB	25.30				
		750	Tapered			Moldon Rubber - TB	S9208-A62L-6MRR-TB	30.45	R9208-A61L-6MRR-TB	23.45				
		2,000	Roller			Phenolic	S9208-A62L-6PH-RB	27.20	R9208-A61L-6PH-RB	20.20				
		2,000	Roller			Moldon Urethane	S9208-A62L-6URR-RB	32.30	R9208-A61L-6URR-RB	25.30				
		2,000	Tapered			Moldon Urethane - TB	S9208-A62L-6URR-TB	30.45	R9208-A61L-6URR-TB	23.45				
		2,400	Roller			HD Moldon Urethane	S9208-A62L-6URH-RB	32.30	R9208-A61L-6URH-RB	25.30				
		2,400	Tapered			HD Moldon Urethane - TB	S9208-A62L-6URH-TB	30.45	R9208-A61L-6URH-TB	23.45				
		2,500	Roller			Solid Steel	S9208-A62L-6SSR-RB	34.80	R9208-A61L-6SSR-RB	27.80				
		2,500	Tapered			Solid Steel - TB	S9208-A62L-6SSR-TB	32.95	R9208-A61L-6SSR-TB	25.95				
		5,500	Tapered			HD Forged Steel - TB	S9208-A62L-6FSH-TB	43.45	R9208-A61L-6FSH-TB	36.45				
		5,500	Tapered			Forged Steel - TB	S9208-A62L-6FSR-TB	41.45	R9208-A61L-6FSR-TB	34.45				
		5,500	Tapered			Forged V Groove - TB	S9208-A62L-6VGF-TB	41.45	R9208-A61L-6VGF-TB	34.45				
		8"	3"			900	Roller	6 1/2"	10 1/2"	Moldon Rubber	S9208-A62L-MRR-RB	35.30	R9208-A61L-MRR-RB	28.30
						900	Tapered			Moldon Rubber - TB	S9208-A62L-MRR-TB	33.45	R9208-A61L-MRR-TB	26.45
2,500	Roller			Phenolic	S9208-A62L-PH-RB	28.70	R9208-A61L-PH-RB			21.70				
3,100	Roller			Moldon Urethane	S9208-A62L-URR-RB	39.80	R9208-A61L-URR-RB			32.80				
3,100	Tapered			Moldon Urethane - TB	S9208-A62L-URR-TB	37.95	R9208-A61L-URR-TB			30.95				
3,500	Roller			Solid Steel	S9208-A62L-SSR-RB	37.80	R9208-A61L-SSR-RB			30.80				
3,500	Tapered			Solid Steel - TB	S9208-A62L-SSR-TB	45.95	R9208-A61L-SSR-TB			38.95				
3,700	Roller			HD Moldon Urethane	S9208-A62L-URH-RB	39.80	R9208-A61L-URH-RB			32.80				
3,700	Tapered			HD Moldon Urethane - TB	S9208-A62L-URH-TB	37.95	R9208-A61L-URH-TB			30.95				
4,000	Roller			Semi Steel	S9208-A62L-STR-RB	40.80	R9208-A61L-STR-RB			33.80				
4,000	Tapered			Semi Steel - TB	S9208-A62L-STR-TB	40.95	R9208-A61L-STR-TB			33.95				
4,500	Roller			Forged Steel	S9208-A62L-FSR-RB	41.30	R9208-A61L-FSR-RB			34.30				
4,500	Tapered			V Groove - TB	S9208-A62L-VGR-TB	45.45	R9208-A61L-VGR-TB			38.45				
5,000	Roller			Forged V Groove	S9208-A62L-VGFS-RB	46.80	R9208-A61L-VGFS-RB			39.80				
5,000	Tapered			Forged V Groove - TB	S9208-A62L-VGFS-TB	44.95	R9208-A61L-VGFS-TB			37.95				
5,500	Tapered			Forged Steel - TB	S9208-A62L-FSR-TB	39.45	R9208-A61L-FSR-TB	32.45						
8"	3"			900	Roller	6 5/8"	11 1/2"	Moldon Rubber	S9210-A62L-8MRR-RB	35.80	R9210-A61L-8MRR-RB	28.50		
				900	Tapered			Moldon Rubber - TB	S9210-A62L-8MRR-TB	33.95	R9210-A61L-8MRR-TB	26.65		
				2,500	Roller			Phenolic	S9210-A62L-8PH-RB	29.20	R9210-A61L-8PH-RB	21.90		
				3,100	Roller			Moldon Urethane	S9210-A62L-8URR-RB	40.30	R9210-A61L-8URR-RB	33.00		
				3,100	Tapered			Moldon Urethane - TB	S9210-A62L-8URR-TB	38.45	R9210-A61L-8URR-TB	31.15		
				3,500	Roller			Solid Steel	S9210-A62L-8SSR-RB	38.30	R9210-A61L-8SSR-RB	31.00		
				3,700	Roller			HD Moldon Urethane	S9210-A62L-8URH-RB	40.30	R9210-A61L-8URH-RB	33.00		
				3,700	Tapered			HD Moldon Urethane - TB	S9210-A62L-8URH-TB	38.45	R9210-A61L-8URH-TB	31.15		
				4,000	Roller			Semi Steel	S9210-A62L-8STR-RB	41.30	R9210-A61L-8STR-RB	34.00		
				4,000	Tapered			Semi Steel - TB	S9210-A62L-8STR-TB	41.45	R9210-A61L-8STR-TB	34.15		
				4,500	Roller			Forged Steel	S9210-A62L-8FSR-RB	41.80	R9210-A61L-8FSR-RB	34.50		
				4,500	Tapered			Solid Steel - TB	S9210-A62L-8SSR-TB	46.45	R9210-A61L-8SSR-TB	39.15		
				4,500	Tapered			V Groove - TB	S9210-A62L-8VGR-TB	45.95	R9210-A61L-8VGR-TB	38.65		
				5,000	Roller			Forged V Groove	S9210-A62L-8VGFS-RB	47.30	R9210-A61L-8VGFS-RB	40.00		
		5,000	Tapered	Forged V Groove - TB	S9210-A62L-8VGFS-TB			45.45	R9210-A61L-8VGFS-TB	38.15				
5,500	Tapered	Forged Steel - TB	S9210-A62L-8FSR-TB	39.95	R9210-A61L-8FSR-TB	32.65								

OPTIONS:

- TSB Thumb Screw Brake
- UWB Universal Wheel Brake
- 4PSL 4 Position Swivel Lock
- RB Roller Bearing
- TB Tapered Bearing
- Z Zerk Axle

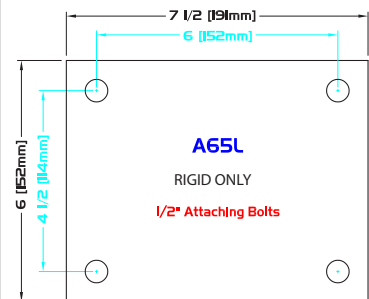
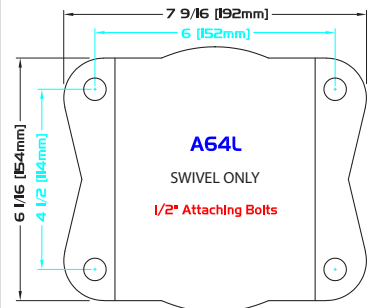
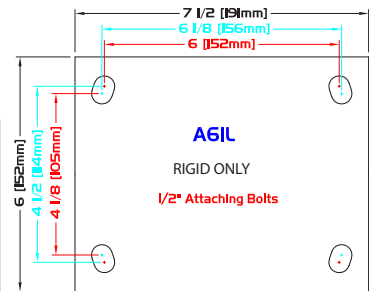
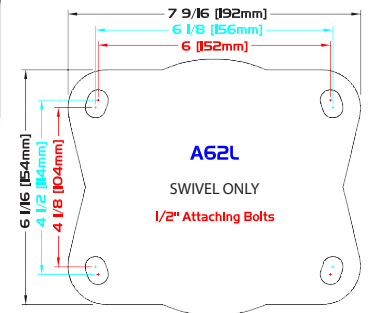
FINISHES:

Inquiries on other finishes welcome

STANDARD SWIVEL PLATE: A62L
STANDARD RIGID PLATE: A61L

L - Plate Thickness: 1/2"
L - Plate Thickness: 1/2"

PLATE DIAGRAMS



WHEEL		CASTER				PART NUMBER								
Diameter	Tread Width	Capacity Lbs.	Bearing Type	Swivel Radius	Overall Height	Wheel Type	Swivel	Caster Weight (lbs)	Rigid	Caster Weight (lbs)				
10"	3"	1,000	Roller	7 5/8"	12 1/2"	Moldon Rubber	S9210-A62L-MRR-RB	39.30	R9210-A61L-MRR-RB	32.00				
		1,000	Tapered			Moldon Rubber - TB	S9210-A62L-MRR-TB	37.45	R9210-A61L-MRR-TB	30.15				
		2,900	Roller			Phenolic	S9210-A62L-PH-RB	31.90	R9210-A61L-PH-RB	24.60				
		3,500	Roller			Solid Steel	S9210-A62L-SSR-RB	53.30	R9210-A61L-SSR-RB	46.00				
		3,500	Tapered			Solid Steel - TB	S9210-A62L-SSR-TB	51.45	R9210-A61L-SSR-TB	44.15				
		3,700	Roller			Moldon Urethane	S9210-A62L-URR-RB	47.30	R9210-A61L-URR-RB	40.00				
		3,700	Tapered			Moldon Urethane - TB	S9210-A62L-URR-TB	45.45	R9210-A61L-URR-TB	38.15				
		4,000	Roller			Semi Steel	S9210-A62L-STR-RB	46.30	R9210-A61L-STR-RB	39.00				
		4,000	Tapered			Semi Steel - TB	S9210-A62L-STR-TB	46.45	R9210-A61L-STR-TB	39.15				
		4,400	Roller			HD Moldon Urethane	S9210-A62L-URH-RB	47.30	R9210-A61L-URH-RB	40.00				
		4,400	Tapered			HD Moldon Urethane - TB	S9210-A62L-URH-TB	45.45	R9210-A61L-URH-TB	38.15				
		5,000	Roller			Forged Steel	S9210-A62L-FSR-RB	51.30	R9210-A61L-FSR-RB	44.00				
		5,000	Roller			Forged V Groove	S9210-A62L-VGFS-RB	50.30	R9210-A61L-VGFS-RB	43.00				
		5,000	Tapered			Forged V Groove - TB	S9210-A62L-VGFS-TB	48.45	R9210-A61L-VGFS-TB	41.15				
		5,500	Tapered			HD Forged Steel - TB	S9210-A62L-FSH-TB	49.95	R9210-A61L-FSH-TB	42.65				
		5,500	Tapered			Forged Steel - TB	S9210-A62L-FSR-TB	49.45	R9210-A61L-FSR-TB	42.15				
		5,500	Tapered			HD Forged V Groove - TB	S9210-A62L-VGFSH-TB	48.95	R9210-A61L-VGFSH-TB	41.65				
		10"	3"			1,000	Roller	8 1/2"	13 1/2"	Moldon Rubber	S9212-A62L-10MRR-RB	40.80	R9212-A61L-10MRR-RB	32.80
						1,000	Tapered			Moldon Rubber - TB	S9212-A62L-10MRR-TB	38.95	R9212-A61L-10MRR-TB	30.95
						2,900	Roller			Phenolic	S9212-A62L-10PH-RB	33.40	R9212-A61L-10PH-RB	25.40
3,500	Roller			Solid Steel	S9212-A62L-10SSR-RB	54.80	R9212-A61L-10SSR-RB			46.80				
3,500	Tapered			Solid Steel - TB	S9212-A62L-10SSR-TB	52.95	R9212-A61L-10SSR-TB			44.95				
3,700	Roller			Moldon Urethane	S9212-A62L-10URR-RB	48.80	R9212-A61L-10URR-RB			40.80				
3,700	Tapered			Moldon Urethane - TB	S9212-A62L-10URR-TB	46.95	R9212-A61L-10URR-TB			38.95				
4,000	Roller			Semi Steel	S9212-A62L-10STR-RB	47.80	R9212-A61L-10STR-RB			39.80				
4,000	Tapered			Semi Steel - TB	S9212-A62L-10STR-TB	47.95	R9212-A61L-10STR-TB			39.95				
4,400	Roller			HD Moldon Urethane	S9212-A62L-10URH-RB	48.80	R9212-A61L-10URH-RB			40.80				
4,400	Tapered			HD Moldon Urethane - TB	S9212-A62L-10URH-TB	46.95	R9212-A61L-10URH-TB			38.95				
5,000	Roller			Forged Steel	S9212-A62L-10FSR-RB	52.80	R9212-A61L-10FSR-RB			44.80				
5,000	Roller			Forged V Groove	S9212-A62L-10VGFS-RB	51.80	R9212-A61L-10VGFS-RB			43.80				
5,000	Tapered			Forged V Groove - TB	S9212-A62L-10VGFS-TB	49.95	R9212-A61L-10VGFS-TB			41.95				
5,500	Tapered			HD Forged Steel - TB	S9212-A62L-10FSH-TB	51.45	R9212-A61L-10FSH-TB			43.45				
5,500	Tapered			Forged Steel - TB	S9212-A62L-10FSR-TB	50.95	R9212-A61L-10FSR-TB			42.95				
5,500	Tapered			HD Forged V Groove - TB	S9212-A62L-10VGFSH-TB	50.45	R9212-A61L-10VGFSH-TB			42.45				
12"	3"			1,200	Roller	9 1/2"	14 1/2"			Moldon Rubber	S9212-A62L-MRR-RB	45.80	R9212-A61L-MRR-RB	37.80
				1,200	Tapered					Moldon Rubber - TB	S9212-A62L-MRR-TB	43.95	R9212-A61L-MRR-TB	35.95
				2,500	Roller					Solid Steel	S9212-A62L-SSR-RB	50.80	R9212-A61L-SSR-RB	42.80
		2,500	Tapered	Solid Steel - TB	S9212-A62L-SSR-TB			48.95	R9212-A61L-SSR-TB	40.95				
		3,500	Roller	Phenolic	S9212-A62L-PH-RB			36.50	R9212-A61L-PH-RB	28.50				
		3,800	Tapered	Moldon Urethane - TB	S9212-A62L-URR-TB			47.45	R9212-A61L-URR-TB	39.45				
		4,600	Tapered	HD Moldon Urethane - TB	S9212-A62L-URH-TB			47.45	R9212-A61L-URH-TB	39.45				

* Caster weight based on Standard Plate



9600 SERIES

17,000 LBS




FEATURES

KINGPIN: 1 1/4" integrally machined forged kingpin
MATERIAL: SAE 1045 hot forged
RACEWAY: 7" diameter raceway precision tapered load and thrust bearing
BUSHING: Roller bearings with drilled hardened steel spanner bushing and steel side washers

AXLE&NUT: 1 1/4" axle and lock nut
FINISH: Black or blue industrial enamel paint
HARDENED: Flame hardened raceway
LEGS: Continuously welded for added strength
LEG SPACING: 3 1/2", 4 1/2", 5 1/2"

EXCELLENT FOR:

- Abusive conditions
- Tow lines
- Heavy service equipment
- Aircraft engine stands
- Ground support equipment
- Portable dollies
- Die & tooling fixtures



WHEEL CASTER PART NUMBER

Diameter	Tread Width	Capacity Lbs.	Bearing Type	Swivel Radius	Overall Height	Wheel Type	Swivel	Caster Weight (lbs)	Rigid	Caster Weight (lbs)	
6"	3"	700	Roller	5 1/4"	9"	Moldon Rubber	S9606-AB4M-MRR-RB	50.00	R9606-AB4M-MRR-RB	30.00	
		2,500	Roller			Moldon Urethane	S9606-AB4M-URR-RB	50.00	R9606-AB4M-URR-RB	30.00	
		3,000	Roller			HD Moldon Urethane	S9606-AB4M-URH-RB	50.00	R9606-AB4M-URH-RB	30.00	
		6,000	Roller			Forged Steel	S9606-AB4M-FSR-RB	60.00	R9606-AB4M-FSR-RB	40.00	
		6,000	Roller			Forged V Groove	S9606-AB4M-VGFS-RB	60.00	R9606-AB4M-VGFS-RB	40.00	
		10,000	Tapered			Forged Steel - TB	S9606-AB4M-FSR-TB	60.00	R9606-AB4M-FSR-TB	40.00	
	10,000	Tapered	Forged V Groove - TB	S9606-AB4M-VGFS-TB	60.00	R9606-AB4M-VGFS-TB	40.00				
	15,000	Tapered	HD Forged V Groove - TB	S9606-AB4M-VGFH-TB	50.00	R9606-AB4M-VGFH-TB	30.00				
	17,000	Tapered	HD Forged Steel - TB	S9606-AB4M-FSH-TB	60.00	R9606-AB4M-FSH-TB	40.00				
6"	4"	3,000	Roller	5 1/4"	9"	Moldon Urethane	S9664-AB4M-URR-RB	50.00	R9664-AB4M-URR-RB	30.00	
		3,000	Tapered			Moldon Urethane - TB	S9664-AB4M-URR-TB	50.00	R9664-AB4M-URR-TB	30.00	
		3,600	Roller			HD Moldon Urethane	S9664-AB4M-URH-RB	50.00	R9664-AB4M-URH-RB	30.00	
		3,600	Tapered			HD Moldon Urethane - TB	S9664-AB4M-URH-TB	50.00	R9664-AB4M-URH-TB	30.00	
	5"	3,700	Roller	5 1/4"	9"	Moldon Urethane	S9665-AB4M-URR-RB	60.00	R9665-AB4M-URR-RB	40.00	
		3,700	Tapered			Moldon Urethane - TB	S9665-AB4M-URR-TB	60.00	R9665-AB4M-URR-TB	40.00	
8"	3"	850	Roller	6 1/4"	11"	Moldon Rubber	S9608-AB4M-MRR-RB	62.50	R9608-AB4M-MRR-RB	42.50	
		850	Tapered			Moldon Rubber - TB	S9608-AB4M-MRR-TB	62.50	R9608-AB4M-MRR-TB	42.50	
		3,100	Roller			Moldon Urethane	S9608-AB4M-URR-RB	50.00	R9608-AB4M-URR-RB	30.00	
		3,100	Tapered			Moldon Urethane - TB	S9608-AB4M-URR-TB	50.00	R9608-AB4M-URR-TB	30.00	
		3,500	Roller			HD Moldon Urethane	S9608-AB4M-URH-RB	50.00	R9608-AB4M-URH-RB	30.00	
		3,500	Tapered			HD Moldon Urethane - TB	S9608-AB4M-URH-TB	50.00	R9608-AB4M-URH-TB	30.00	
	4,500	Roller	Forged Steel	S9608-AB4M-FSR-RB	70.00	R9608-AB4M-FSR-RB	50.00				
	4,500	Tapered	Solid Steel - TB	S9608-AB4M-SSR-TB	75.00	R9608-AB4M-SSR-TB	55.00				
	4,500	Tapered	V Groove	S9608-AB4M-VGR-RB	74.00	R9608-AB4M-VGR-RB	54.00				
	4,500	Tapered	V Groove - TB	S9608-AB4M-VGR-TB	74.00	R9608-AB4M-VGR-TB	54.00				
	8"	4"	5,000	Tapered	6 1/4"	11"	Solid Steel - TB	S9684-AB4M-SSR-TB	78.00	R9684-AB4M-SSR-TB	58.00
			8,400	Roller			Forged Steel	S9684-AB4M-FSR-RB	73.00	R9684-AB4M-FSR-RB	53.00
8,400			Roller	Forged V Groove			S9684-AB4M-VGFS-RB	80.00	R9684-AB4M-VGFS-RB	60.00	
10,000			Tapered	Forged Steel - TB			S9684-AB4M-FSR-TB	73.00	R9684-AB4M-FSR-TB	53.00	
10,000			Tapered	Forged V Groove - TB			S9684-AB4M-VGFS-TB	80.00	R9684-AB4M-VGFS-TB	60.00	
15,000			Tapered	HD Forged V Groove - TB			S9684-AB4M-VGFH-TB	81.00	R9684-AB4M-VGFH-TB	61.00	
17,000	Tapered	HD Forged Steel - TB	S9684-AB4M-FSH-TB	73.00	R9684-AB4M-FSH-TB	53.00					
10"	3"	1,000	Roller	7 1/2"	13"	Moldon Rubber	S9610-AB4M-MRR-RB	56.00	R9610-AB4M-MRR-RB	36.00	
		3,500	Roller			V Groove	S9610-AB4M-VGR-RB	65.00	R9610-AB4M-VGR-RB	45.00	
		3,500	Tapered			V Groove - TB	S9610-AB4M-VGR-TB	65.00	R9610-AB4M-VGR-TB	45.00	
		3,700	Roller			Moldon Urethane	S9610-AB4M-URR-RB	64.00	R9610-AB4M-URR-RB	44.00	
		3,700	Tapered			Moldon Urethane - TB	S9610-AB4M-URR-TB	64.00	R9610-AB4M-URR-TB	44.00	
		4,000	Roller			Solid Steel	S9610-AB4M-SSR-RB	61.00	R9610-AB4M-SSR-RB	41.00	
		4,000	Tapered			Solid Steel - TB	S9610-AB4M-SSR-TB	61.00	R9610-AB4M-SSR-TB	41.00	
		4,400	Roller			HD Moldon Urethane	S9610-AB4M-URH-RB	64.00	R9610-AB4M-URH-RB	44.00	
		4,400	Tapered			HD Moldon Urethane - TB	S9610-AB4M-URH-TB	64.00	R9610-AB4M-URH-TB	44.00	
		6,000	Roller			HD Forged Steel	S9610-AB4M-FSH-RB	62.00	R9610-AB4M-FSH-RB	42.00	
		6,000	Roller			HD Forged V Groove	S9610-AB4M-VGFH-RB	67.00	R9610-AB4M-VGFH-RB	47.00	
		6,000	Tapered			HD Forged V Groove - TB	S9610-AB4M-VGFH-TB	67.00	R9610-AB4M-VGFH-TB	47.00	
		6,500	Tapered			HD Forged Steel - TB	S9610-AB4M-FSH-TB	62.00	R9610-AB4M-FSH-TB	42.00	

OPTIONS:

- TSB Thumb Screw Brake
- UWB Universal Wheel Brake
- 4PSL 4 Position Swivel Lock
- RB Roller Bearing
- TB Tapered Bearing
- Z Zerk Axle

FINISHES:

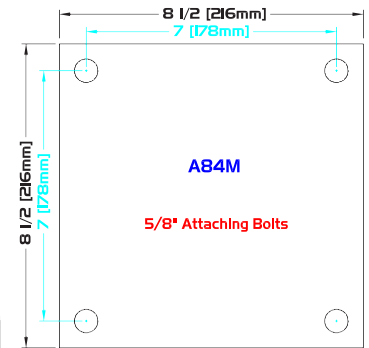
Black or Blue

PLATE DIAGRAMS

STANDARD PLATE: A84M

M - Plate Thickness: 5/8"

WHEEL		CASTER				PART NUMBER					
Diameter	Tread Width	Capacity Lbs.	Bearing Type	Swivel Radius	Overall Height	Wheel Type	Swivel	Caster Weight (lbs)	Rigid	Caster Weight (lbs)	
10"	4"	1,500	Roller	7 1/2"	13"	Moldon Rubber	S96104-A84M-MRR-RB	66.00	R96104-A84M-MRR-RB	46.00	
		1,500	Tapered			Moldon Rubber - TB	S96104-A84M-MRR-TB	66.00	R96104-A84M-MRR-TB	46.00	
		5,000	Roller			Moldon Urethane	S96104-A84M-URR-RB	68.00	R96104-A84M-URR-RB	48.00	
		5,000	Tapered			Moldon Urethane - TB	S96104-A84M-URR-TB	68.00	R96104-A84M-URR-TB	48.00	
		6,000	Tapered			Solid Steel - TB	S96104-A84M-SSR-TB	73.00	R96104-A84M-SSR-TB	53.00	
		6,000	Roller			HD Moldon Urethane	S96104-A84M-URH-RB	68.00	R96104-A84M-URH-RB	48.00	
		6,000	Tapered			HD Moldon Urethane - TB	S96104-A84M-URH-TB	68.00	R96104-A84M-URH-TB	48.00	
		8,400	Roller			Forged Steel	S96104-A84M-FSR-RB	83.00	R96104-A84M-FSR-RB	63.00	
		8,400	Roller			Forged V Groove	S96104-A84M-VGFS-RB	89.00	R96104-A84M-VGFS-RB	69.00	
		10,000	Tapered			Forged Steel - TB	S96104-A84M-FSR-TB	83.00	R96104-A84M-FSR-TB	63.00	
		10,000	Tapered			Forged V Groove - TB	S96104-A84M-VGFS-TB	89.00	R96104-A84M-VGFS-TB	69.00	
		15,000	Tapered			HD Forged V Groove - TB	S96104-A84M-VGFSH-TB	89.00	R96104-A84M-VGFSH-TB	69.00	
		17,000	Tapered			HD Forged Steel - TB	S96104-A84M-FSH-TB	83.00	R96104-A84M-FSH-TB	63.00	
		10"	5"			6,000	Roller	7 1/2"	13"	Moldon Urethane	S96105-A84M-URR-RB
6,000	Tapered			Moldon Urethane - TB	S96105-A84M-URR-TB	68.00	R96105-A84M-URR-TB			48.00	
7,200	Roller			HD Moldon Urethane	S96105-A84M-URH-RB	68.00	R96105-A84M-URH-RB			48.00	
7,200	Tapered			HD Moldon Urethane - TB	S96105-A84M-URH-TB	68.00	R96105-A84M-URH-TB			48.00	
12"	3"	1,125	Roller	8 1/2"	15 1/2"	Moldon Rubber	S9612-A84M-MRR-RB	44.00	R9612-A84M-MRR-RB	24.00	
		3,900	Roller			Moldon Urethane	S9612-A84M-URR-RB	57.00	R9612-A84M-URR-RB	37.00	
		3,900	Tapered			Moldon Urethane - TB	S9612-A84M-URR-TB	57.00	R9612-A84M-URR-TB	37.00	
		4,700	Roller			HD Moldon Urethane	S9612-A84M-URH-RB	57.00	R9612-A84M-URH-RB	37.00	
	12"	4"	1,600	Roller	8 1/2"	15 1/2"	Moldon Rubber	S96124-A84M-MRR-RB	71.00	R96124-A84M-MRR-RB	51.00
			1,600	Tapered			Moldon Rubber - TB	S96124-A84M-MRR-TB	71.00	R96124-A84M-MRR-TB	51.00
			5,500	Roller			Moldon Urethane	S96124-A84M-URR-RB	75.00	R96124-A84M-URR-RB	55.00
			5,500	Tapered			Moldon Urethane - TB	S96124-A84M-URR-TB	75.00	R96124-A84M-URR-TB	55.00
	12"	5"	6,600	Roller	8 1/2"	15 1/2"	HD Moldon Urethane	S96124-A84M-URH-RB	75.00	R96124-A84M-URH-RB	55.00
			6,600	Tapered			HD Moldon Urethane - TB	S96124-A84M-URH-TB	75.00	R96124-A84M-URH-TB	55.00
			7,500	Roller			Ductile Iron	S96124-A84M-DIR-RB	90.00	R96124-A84M-DIR-RB	70.00
			7,500	Tapered			Ductile Iron - TB	S96124-A84M-DIR-TB	90.00	R96124-A84M-DIR-TB	70.00
16"	4"	6,500	Roller	8 1/2"	15 1/2"	Moldon Urethane	S96125-A84M-URR-RB	90.00	R96125-A84M-URR-RB	70.00	
		6,500	Tapered			Moldon Urethane - TB	S96125-A84M-URR-TB	90.00	R96125-A84M-URR-TB	70.00	
		7,800	Roller			HD Moldon Urethane	S96125-A84M-URH-RB	90.00	R96125-A84M-URH-RB	70.00	
		7,800	Tapered			HD Moldon Urethane - TB	S96125-A84M-URH-TB	90.00	R96125-A84M-URH-TB	70.00	
	16"	5"	9,500	Roller	8 1/2"	15 1/2"	V Groove	S96125-A84M-VGR-RB	155.00	R96125-A84M-VGR-RB	135.00
			10,000	Roller			Ductile Iron	S96125-A84M-DIR-RB	130.00	R96125-A84M-DIR-RB	110.00
			12,000	Tapered			V Groove - TB	S96125-A84M-VGR-TB	155.00	R96125-A84M-VGR-TB	135.00
			15,000	Tapered			Ductile Iron - TB	S96125-A84M-DIR-TB	130.00	R96125-A84M-DIR-TB	110.00
16"	4"	1,450	Roller	11"	19"	Moldon Rubber	S96164-A84M-MRR-RB	106.00	R96164-A84M-MRR-RB	86.00	
		1,450	Tapered			Moldon Rubber - TB	S96164-A84M-MRR-TB	106.00	R96164-A84M-MRR-TB	86.00	
		6,000	Roller			Moldon Urethane	S96164-A84M-URR-RB	109.00	R96164-A84M-URR-RB	89.00	
		6,000	Tapered			Moldon Urethane - TB	S96164-A84M-URR-TB	109.00	R96164-A84M-URR-TB	89.00	
		7,500	Roller			Solid Steel	S96164-A84M-SSR-RB	105.00	R96164-A84M-SSR-RB	85.00	
	16"	5"	7,500	Tapered	11"	19"	Solid Steel - TB	S96164-A84M-SSR-TB	105.00	R96164-A84M-SSR-TB	85.00
			8,000	Roller			HD Moldon Urethane	S96164-A84M-URH-RB	109.00	R96164-A84M-URH-RB	89.00
			8,000	Tapered			HD Moldon Urethane - TB	S96164-A84M-URH-TB	109.00	R96164-A84M-URH-TB	89.00
			9,000	Roller			Moldon Rubber	S96165-A84M-MRR-RB	122.00	R96165-A84M-MRR-RB	102.00
			9,000	Tapered			Moldon Rubber - TB	S96165-A84M-MRR-TB	122.00	R96165-A84M-MRR-TB	102.00
18"	5"	8,000	Roller	13"	21"	Moldon Urethane	S96165-A84M-URR-RB	115.00	R96165-A84M-URR-RB	95.00	
		8,000	Tapered			Moldon Urethane - TB	S96165-A84M-URR-TB	115.00	R96165-A84M-URR-TB	95.00	
		9,000	Roller			HD Moldon Urethane	S96165-A84M-URH-RB	115.00	R96165-A84M-URH-RB	95.00	
		9,000	Tapered			HD Moldon Urethane - TB	S96165-A84M-URH-TB	115.00	R96165-A84M-URH-TB	95.00	
		2,800	Roller			Moldon Rubber	S96185-A84M-MRR-RB	100.00	R96185-A84M-MRR-RB	80.00	
		2,800	Tapered			Moldon Rubber - TB	S96185-A84M-MRR-TB	100.00	R96185-A84M-MRR-TB	80.00	
18"	5"	8,500	Roller	13"	21"	Moldon Urethane	S96185-A84M-URR-RB	120.00	R96185-A84M-URR-RB	100.00	
		8,500	Tapered			Moldon Urethane - TB	S96185-A84M-URR-TB	120.00	R96185-A84M-URR-TB	100.00	
		9,000	Roller			HD Moldon Urethane	S96185-A84M-URH-RB	120.00	R96185-A84M-URH-RB	100.00	
		9,000	Tapered			HD Moldon Urethane - TB	S96185-A84M-URH-TB	120.00	R96185-A84M-URH-TB	100.00	



* Caster weight based on Standard Plate



9800 SERIES

17,000 LBS



FEATURES

KINGPIN: 1" or 1 1/4" integrally machined forged kingpin
MATERIAL: SAE 1045 hot forged
RACEWAY: 1/2" diameter Ball raceway or Precision load upper ball race
BUSHING: Tapered Roller thrust bearings

AXLE&NUT: 1" or 1 1/4" axle
FINISH: Black or blue industrial enamel paint
HARDENED: Flame hardened raceway
LEGS: Continuously welded for added strength
LEG SPACING: 3 1/2", 4 1/2", 5 1/2"

EXCELLENT FOR:

- Abusive conditions
- Tow lines
- Heavy service equipment
- Aircraft engine stands
- Ground support equipment
- Portable dollies
- Die & tooling fixtures



MOLDON RUBBER - TB



FORGED STEEL



SOLID STEEL



MOLDON URETHANE - TB

OPTIONS:

- TSB Thumb Screw Brake
- UWB Universal Wheel Brake
- 4PSL 4 Position Swivel Lock
- RB Roller Bearing
- TB Tapered Bearing
- Z Zerk Axle

FINISHES:

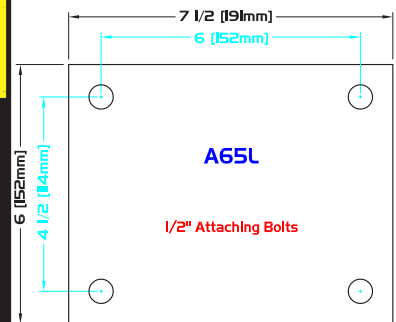
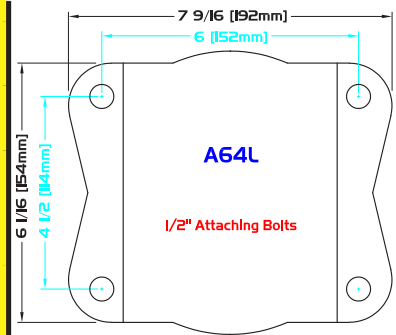
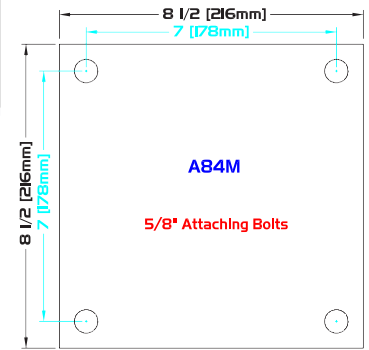
Black or Blue

WHEEL		CASTER				PART NUMBER					
Diameter	Tread Width	Capacity Lbs.	Bearing Type	Swivel Radius	Overall Height	Wheel Type	Swivel	Caster Weight (lbs)	Rigid	Caster Weight (lbs)	
6"	3"	1,500	Tapered	5 1/2"	9"	Moldon Rubber - TB	S9806-A64L-MRR-TB	44.00	R9806-A65L-MRR-TB	44.00	
		4,000	Tapered			Moldon Urethane - TB	S9806-A64L-URR-TB	44.00	R9806-A65L-URR-TB	44.00	
		4,800	Tapered			HD Moldon Urethane - TB	S9806-A64L-URH-TB	44.00	R9806-A65L-URH-TB	44.00	
		5,000	Tapered			Forged Steel - TB	S9806-A64L-FSR-TB	65.00	R9806-A65L-FSR-TB	65.00	
		5,000	Tapered			Solid Steel - TB	S9806-A64L-SSR-TB	46.50	R9806-A65L-SSR-TB	46.50	
		17,000	Tapered			HD Forged Steel - TB	S9806-A84M-FSH-TB	87.00	R9806-A84M-FSH-TB	87.00	
	17,000	Tapered	Forged Steel - TB	S9806-A84M-FSR-TB	85.00	R9806-A84M-FSR-TB	85.00				
	5"	7,400	8,800	Tapered	5 1/2"	9"	Moldon Urethane - TB	S9865-A84M-URR-TB	90.00	R9865-A84M-URR-TB	90.00
				Tapered			HD Moldon Urethane - TB	S9865-A84M-URH-TB	90.00	R9865-A84M-URH-TB	90.00
				8,800			Tapered	Moldon Rubber - TB	S9808-A64L-MRR-TB	54.00	R9808-A65L-MRR-TB
Tapered							Moldon Rubber - TB	S9808-A84M-MRR-TB	79.00	R9808-A84M-MRR-TB	79.00
8"	3"	1,700	Tapered	6 1/2"	11"	Moldon Rubber - TB	S9808-A64L-MRR-TB	54.00	R9808-A65L-MRR-TB	54.00	
		1,700	Tapered			Moldon Rubber - TB	S9808-A84M-MRR-TB	79.00	R9808-A84M-MRR-TB	79.00	
		5,000	Tapered			Solid Steel - TB	S9808-A64L-SSR-TB	62.00	R9808-A65L-SSR-TB	62.00	
		5,000	Tapered			HD Moldon Urethane - TB	S9808-A64L-URH-TB	55.00	R9808-A65L-URH-TB	55.00	
		5,000	Tapered			Moldon Urethane - TB	S9808-A64L-URR-TB	55.00	R9808-A65L-URR-TB	55.00	
		6,200	Tapered			Moldon Urethane - TB	S9808-A84M-URR-TB	80.00	R9808-A84M-URR-TB	80.00	
	7,400	Tapered	HD Moldon Urethane - TB	S9808-A84M-URH-TB	80.00	R9808-A84M-URH-TB	80.00				
	10,000	Tapered	Forged Steel - TB	S9808-A64L-FSR-TB	62.00	R9808-A65L-FSR-TB	62.00				
	4"	7,600	10,000	Tapered	6 1/2"	11"	Moldon Urethane - TB	S9884-A84M-URR-TB	75.00	R9884-A84M-URR-TB	75.00
				Tapered			HD Moldon Urethane - TB	S9884-A84M-URH-TB	75.00	R9884-A84M-URH-TB	75.00
Tapered				Solid Steel - TB			S9884-A84M-SSR-TB	100.00	R9884-A84M-SSR-TB	100.00	
Tapered				HD Forged Steel - TB			S9884-A84M-FSH-TB	112.00	R9884-A84M-FSH-TB	112.00	
17,000	Tapered	Forged Steel - TB	S9884-A84M-FSR-TB	112.00	R9884-A84M-FSR-TB	112.00					
10"	3"	2,000	Tapered	7 1/2"	13"	Moldon Rubber - TB	S9810-A64L-MRR-TB	70.00	R9810-A65L-MRR-TB	70.00	
		7,000	Tapered			Solid Steel - TB	S9810-A64L-SSR-TB	71.00	R9810-A65L-SSR-TB	71.00	
		7,000	Tapered			Solid Steel - TB	S9810-A84M-SSR-TB	92.00	R9810-A84M-SSR-TB	92.00	
		7,400	Tapered			Moldon Urethane - TB	S9810-A64L-URR-TB	77.00	R9810-A65L-URR-TB	77.00	
		7,400	Tapered			Moldon Urethane - TB	S9810-A84M-URR-TB	88.00	R9810-A84M-URR-TB	88.00	
		8,800	Tapered			HD Moldon Urethane - TB	S9810-A64L-URH-TB	77.00	R9810-A65L-URH-TB	77.00	
		8,800	Tapered			HD Moldon Urethane - TB	S9810-A84M-URH-TB	88.00	R9810-A84M-URH-TB	88.00	
		10,000	Tapered			HD Forged Steel - TB	S9810-A64L-FSH-TB	81.00	R9810-A65L-FSH-TB	81.00	
		10,000	Tapered			Forged Steel - TB	S9810-A64L-FSR-TB	81.00	R9810-A65L-FSR-TB	81.00	
		10,000	Tapered			Forged Steel - TB	S9810-A84M-FSH-TB	90.00	R9810-A84M-FSH-TB	90.00	
		13,000	Tapered			HD Forged Steel - TB	S9810-A84M-FSR-TB	90.00	R9810-A84M-FSR-TB	90.00	

STANDARD PLATE: A84M
 STANDARD PLATE: A64L
 STANDARD PLATE: A65L

M - Plate Thickness: 5/8"
 L - Plate Thickness: 1/2"
 L - Plate Thickness: 1/2"

PLATE DIAGRAMS



WHEEL		CASTER				PART NUMBER				
Diameter	Tread Width	Capacity Lbs.	Bearing Type	Swivel Radius	Overall Height	Wheel Type	Swivel	Caster Weight (lbs)	Rigid	Caster Weight (lbs)
10"	4"	3,000	Tapered	7 1/2"	13"	Moldon Rubber - TB	S98104-A84M-MRR-TB	103.00	R98104-A84M-MRR-TB	103.00
		10,000	Tapered			Moldon Urethane - TB	S98104-A84M-URR-TB	103.00	R98104-A84M-URR-TB	103.00
		12,000	Tapered			Solid Steel - TB	S98104-A84M-SSR-TB	102.00	R98104-A84M-SSR-TB	102.00
		12,000	Tapered			HD Moldon Urethane - TB	S98104-A84M-URH-TB	103.00	R98104-A84M-URH-TB	103.00
		17,000	Tapered			HD Forged Steel - TB	S98104-A84M-FSH-TB	140.00	R98104-A84M-FSH-TB	140.00
		17,000	Tapered			Forged Steel - TB	S98104-A84M-FSR-TB	140.00	R98104-A84M-FSR-TB	140.00
12"	5"	12,000	Tapered	7 1/2"	13"	Moldon Urethane - TB	S98105-A84M-URR-TB	103.00	R98105-A84M-URR-TB	103.00
		14,400	Tapered			HD Moldon Urethane - TB	S98105-A84M-URH-TB	103.00	R98105-A84M-URH-TB	103.00
12"	3"	7,600	Tapered	8 1/2"	15 1/2"	Moldon Urethane - TB	S9812-A84M-URR-TB	108.00	R9812-A84M-URR-TB	108.00
		9,200	Tapered			HD Moldon Urethane - TB	S9812-A84M-URH-TB	108.00	R9812-A84M-URH-TB	108.00
	4"	3,200	Tapered	8 1/2"	15 1/2"	Moldon Rubber - TB	S98124-A84M-MRR-TB	120.00	R98124-A84M-MRR-TB	120.00
		11,000	Tapered			Moldon Urethane - TB	S98124-A84M-URR-TB	120.00	R98124-A84M-URR-TB	120.00
		13,000	Tapered			HD Moldon Urethane - TB	S98124-A84M-URH-TB	120.00	R98124-A84M-URH-TB	120.00
	15,000	Tapered	Ductile Iron - TB	S98124-A84M-DIR-TB	145.00	R98124-A84M-DIR-TB	145.00			
5"	13,000	Tapered	8 1/2"	15 1/2"	Moldon Urethane - TB	S98125-A84M-URR-TB	150.00	R98125-A84M-URR-TB	150.00	
	15,000	Tapered			HD Moldon Urethane - TB	S98125-A84M-URH-TB	150.00	R98125-A84M-URH-TB	150.00	
17,000	Tapered	Ductile Iron - TB	S98125-A84M-DIR-TB	210.00	R98125-A84M-DIR-TB	210.00				
16"	5"	3,000	Tapered	12"	19"	Moldon Rubber - TB	S98165-A84M-MRR-TB	200.00	R98165-A84M-MRR-TB	200.00
		16,000	Tapered			Moldon Urethane - TB	S98165-A84M-URR-TB	200.00	R98165-A84M-URR-TB	200.00
		17,000	Tapered			HD Moldon Urethane - TB	S98165-A84M-URH-TB	200.00	R98165-A84M-URH-TB	200.00
18"	5"	5,600	Tapered	13"	23"	Moldon Rubber - TB	S98185-A84M-MRR-TB	220.00	R98185-A84M-MRR-TB	220.00
		17,000	Tapered			Moldon Urethane - TB	S98185-A84M-URR-TB	220.00	R98185-A84M-URR-TB	220.00
		17,000	Tapered			HD Moldon Urethane - TB	S98185-A84M-URH-TB	220.00	R98185-A84M-URH-TB	220.00

* Caster weight based on Standard Plate



BMF KINGPINFREE™


SERIES

27,000 LBS

FEATURES

KINGPIN: Kingpinfree
RACEWAY: Triple Raceway: Thrust bearing, Tapered bearing and Kingpinfree
AXLE&NUT: 1 1/2" or 2" axle and lock nut, depending on wheel
FINISH: Corrosion resistant bright zinc finish
LUBRICATION: Grease nipple centred in head

HARDENED: Yes
LEG & SPACING: Varies depending on wheel selection and weight capacity
SPECIAL: BMF can be completely customized for a wide range of applications. Please consult our sales or engineering department.



MOLDON URETHANE - TB



PRESSON RUBBER



SOLID PNEUMATIC



PNEUMATIC



FORGED STEEL

EXCELLENT FOR:

- Abusive conditions
- Aerospace industry
- Tow lines
- Heavy service equipment
- Aircraft engine stands
- Ground support equipment
- Industrial platform trucks
- Die & Tooling fixtures

OPTIONS:

- TSB Thumb Screw Brake
- UWB Universal Wheel Brake
- 2PSL 2 Position Swivel Lock
- 4PSL 4 Position Swivel Lock
- SL Spring Loaded

FINISHES:

- Black
- Blue

FINISHES:

- Custom top plates
- Custom overall height
- Custom swivel radius

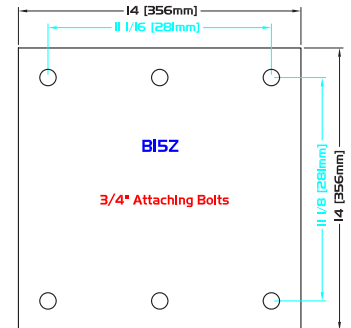
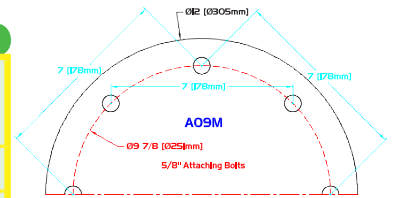
SINGLE WHEEL		CASTER				PART NUMBER				
Diameter	Tread Width	Capacity Lbs.	Bearing Type	Swivel Radius	Overall Height	Wheel Type	Swivel	Caster Weight (lbs)	Rigid	Caster Weight (lbs)
18"	4"	2,400	Tapered	N		Poly. Rubber	SBMF184-***-POR-TB		RBMF184-***-POR-TB	
	5 1/2"	3,750	Tapered			Poly. Rubber	SBMF185-***-POR-TB		RBMF185-***-POR-TB	
	6 1/2"	4,695	Tapered			Pneumatic	SBMF186-***-PNC-TB		RBMF186-***-PNC-TB	
	8"	8,380	Tapered			Moldon Urethane	SBMF188-***-URR-TB		RBMF188-***-URR-TB	
19"	5 1/2"	2,450	Tapered	O		Pneumatic	SBMF195-***-PNC-TB		RBMF195-***-PNC-TB	
	8 1/2"	5,585	Tapered			Pneumatic	SBMF198-***-PNC-TB		RBMF198-***-PNC-TB	
21"	5"	4,210	Tapered	O		Poly. Rubber	SBMF215-***-POR-TB		RBMF215-***-POR-TB	
	9"	10,870	Tapered			Moldon Urethane	SBMF219-***-URR-TB		RBMF219-***-URR-TB	
22"	12"	15,710	Tapered	O		Moldon Urethane	SBMF2212-***-URR-TB	CUSTOM	RBM2212-***-URR-TB	CUSTOM
23"	6"	5,800	Tapered			Poly. Rubber	SBMF236-***-POR-TB			
24"	7 1/2"	4,740	Tapered	O		Pneumatic	SBMF2475-***-PNC-TB		RBMF2475-***-PNC-TB	
26"	6 1/2"	6,640	Tapered			Poly. Rubber	SBMF2665-***-POR-TB		RBMF2665-***-POR-TB	
27"	7 1/2"	5,995	Tapered	O		Pneumatic	SBMF2775-***-PNC-TB		RBMF2775-***-PNC-TB	
	9"	7,530	Tapered			Pneumatic	SBMF279-***-PNC-TB		RBMF279-***-PNC-TB	
28"	8"	9,100	Tapered	O		Poly. Rubber	SBMF288-***-POR-TB		RBMF288-***-POR-TB	
	12"	18,820	Tapered			Moldon Urethane	SBMF2812-***-URR-TB		RBMF2812-***-URR-TB	
	16"	25,930	Tapered			Moldon Urethane	SBMF2816-***-URR-TB		RBMF2816-***-URR-TB	
29"	7"	7,850	Tapered	O		Poly. Rubber	SBMF297-***-POR-TB		RBMF297-***-POR-TB	
	9"	9,450	Tapered			Pneumatic	SBMF299-***-PNC-TB		RBMF299-***-PNC-TB	
		10,350	Tapered			Poly. Rubber	SBMF299-***-POR-TB		RBMF299-***-POR-TB	
30"	6"	6,410	Tapered	O		Poly. Rubber	SBMF306-***-POR-TB		RBMF306-***-POR-TB	
32"	7 1/2"	8,700	Tapered			Poly. Rubber	SBMF3275-***-POR-TB		RBMF3275-***-POR-TB	
	8"	10,880	Tapered	Poly. Rubber	SBMF328-***-POR-TB		RBMF328-***-POR-TB			
	10"	13,190	Tapered	Poly. Rubber	SBMF3210-***-POR-TB		RBMF3210-***-POR-TB			
	11"	14,500	Tapered	Pneumatic	SBMF3211-***-PNC-TB		RBMF3211-***-PNC-TB			
36"	14"	27,000	Tapered			Moldon Urethane	SBMF3614-***-URR-TB		RBMF3614-***-URR-TB	

PLATE DIAGRAMS

STANDARD PLATE: A09M

M - Plate Thickness: 5/8"

DUAL WHEEL		CASTER		PART NUMBER									
Diameter	Tread Width (ea)	Capacity Lbs.	Bearing Type	Swivel Radius	Overall Height	Wheel Type	Swivel	Caster Weight (lbs)	Rigid	Caster Weight (lbs)			
18"	4"	4,800	Tapered			Poly. Rubber	SBMF184-***-PORX2-TB		RBMF184-***-PORX2-TB				
	5 1/2"	7,500	Tapered			Poly. Rubber	SBMF1855-***-PORX2-TB		RBMF1855-***-PORX2-TB				
	6 1/2"	9,390	Tapered			Pneumatic	SBMF1865-***-PNCX2-TB		RBMF1865-***-PNCX2-TB				
	8"	16,760	Tapered			Moldon Urethane	SBMF188-***-URRX2-TB		RBMF188-***-URRX2-TB				
19"	5 1/2"	4,900	Tapered			Pneumatic	SBMF1955-***-PNCX2-TB		RBMF1955-***-PNCX2-TB				
	8 1/2"	11,170	Tapered			Pneumatic	SBMF1985-***-PNCX2-TB		RBMF1985-***-PNCX2-TB				
21"	5"	8,420	Tapered			Poly. Rubber	SBMF215-***-PORX2-TB		RBMF215-***-PORX2-TB				
	9"	21,740	Tapered			Moldon Urethane	SBMF219-***-URRX2-TB		RBMF219-***-URRX2-TB				
22"	12"	27,000	Tapered			Moldon Urethane	SBMF2212-***-URRX2-TB		RBMF2212-***-URRX2-TB				
23"	6"	11,600	Tapered			Poly. Rubber	SBMF236-***-PORX2-TB		RBMF236-***-PORX2-TB				
24"	7 1/2"	9,480	Tapered			Pneumatic	SBMF2475-***-PNCX2-TB		RBMF2475-***-PNCX2-TB				
26"	6 1/2"	13,280	Tapered			Poly. Rubber	SBMF2665-***-PORX2-TB		RBMF2665-***-PORX2-TB				
27"	7 1/2"	11,990	Tapered			Pneumatic	SBMF2775-***-PNCX2-TB		RBMF2775-***-PNCX2-TB				
	9"	15,060	Tapered			Pneumatic	SBMF279-***-PNCX2-TB		RBMF279-***-PNCX2-TB				
28"	8"	18,200	Tapered			Poly. Rubber	SBMF288-***-PORX2-TB		RBMF288-***-PORX2-TB				
	12"	27,000	Tapered			Moldon Urethane	SBMF2812-***-URRX2-TB		RBMF2812-***-URRX2-TB				
	16"	27,000	Tapered			Moldon Urethane	SBMF2816-***-URRX2-TB		RBMF2816-***-URRX2-TB				
29"	7"	15,700	Tapered			Poly. Rubber	SBMF297-***-PORX2-TB		RBMF297-***-PORX2-TB				
	9"	18,900 27,000	Tapered Tapered			Pneumatic Poly. Rubber	SBMF299-***-PNCX2-TB SBMF299-***-PORX2-TB		RBMF299-***-PNCX2-TB RBMF299-***-PORX2-TB				
30"	6"	12,820	Tapered			Poly. Rubber	SBMF306-***-PORX2-TB		RBMF306-***-PORX2-TB				
32"	7 1/2"	17,400	Tapered			Poly. Rubber	SBMF3275-***-PORX2-TB		RBMF3275-***-PORX2-TB				
	8"	21,760	Tapered			Poly. Rubber	SBMF328-***-PORX2-TB		RBMF328-***-PORX2-TB				
	10"	26,380	Tapered			Poly. Rubber	SBMF3210-***-PORX2-TB		RBMF3210-***-PORX2-TB				
	11"	27,000	Tapered			Pneumatic	SBMF3211-***-PNCX2-TB		RBMF3211-***-PNCX2-TB				
36"	14"	27,000	Tapered			Moldon Urethane	SBMF3614-***-URRX2-TB		RBMF3614-***-URRX2-TB				



* Caster weight based on Standard Plate



SLBMF

KINGPINFREE™

65,000 LBS

SPRING LOADED SERIES

FEATURES

KINGPIN: Kingpinfree
RACEWAY: Custom Raceway: Thrust bearing, Tapered bearing and Kingpinfree
AXLE&NUT: 1 1/2" or 2" axle and lock nut, depending on wheel
FINISH: Corrosion resistant bright zinc finish
LUBRICATION: Grease nipple centred in head

HARDENED: Yes
LEG & SPACING: Varies depending on wheel selection and weight capacity
SPECIAL: SLBMF can be completely customized for a wide range of applications. Please consult our sales or engineering department.

EXCELLENT FOR:

- Abusive conditions
- Aerospace industry
- Tow lines
- Heavy service equipment
- Aircraft engine stands
- Ground support equipment
- Industrial platform trucks
- Die & Tooling fixtures



MOLDON URETHANE
HEAVY DUTY



MOLDON URETHANE -TB



PRESSON RUBBER



SOLID PNEUMATIC



PNEUMATIC



FORGED STEEL

OPTIONS:

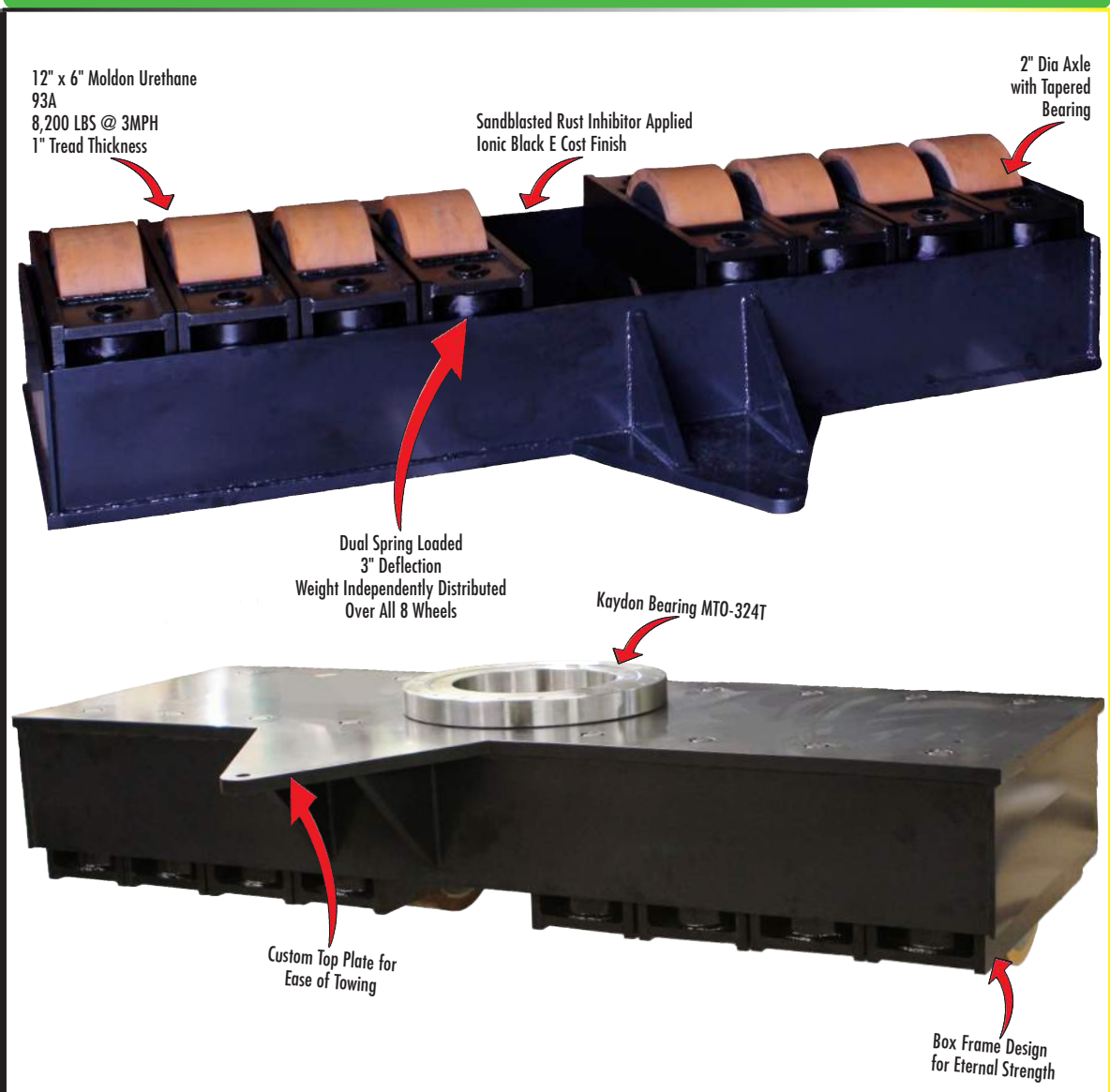
- TSB Thumb Screw Brake
- UWB Universal Wheel Brake
- 2PSL 2 Position Swivel Lock
- 4PSL 4 Position Swivel Lock
- SL Spring Loaded

FINISHES:

- Black
- Blue

FINISHES:

- Custom top plates
- Custom overall height
- Custom swivel radius





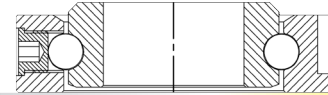
ZERO GRAVITY 1,100 LBS

SPRING LOADED SERIES



FEATURES

KINGPIN: Kingpinfree
RACEWAY: 3 3/8" head diameter; 2 3/8" diameter kingpin raceway, 3/8" ball bearings
BUSHING: Roller bearings with drilled hardened steel spanner bushing and steel side washers



AXLE&NUT: 1/2" zerk axle and lock nut (except with PB)
FINISH: Corrosion resistant bright zinc
LUBRICATION: Grease nipple in race
HARDENED: Raceway
LEGS: 2 1/2" x 1/4" double welded
LEG SPACING: 2 1/2"

EXCELLENT FOR:

- Mobile motion picture staging
- Aircraft ground support equipment
- In-plant trailer parts
- Trash containers
- Tool carts
- Amusement parks
- Asphalt paving machinery
- Material handling equipment



FREEDOM™



MOLDON URETHANE CROWNED



PROTECH™



ROLLX™ WOW LAVA™ WOW



ENVIROTHANE™



ENVIROTHANE™ GREY CROWNED



ENVIROTHANE™ GREY

OPTIONS:

- UWB Universal Wheel Brake
- 4PSL 4 Position Swivel Lock without wings (welded)
- 4PSLN 4 position Swivel Lock with wings (demountable - only available with A38H plate)
- BB Ball Bearing
- BR Bronze Bearing
- DB Delrin Bearing
- NB Nylon Roller Bearing
- PB Precision Ball Bearing
- RBC Caged Roller Bearing
- OH Special Overall Height
- SSW Steel Side Washer
- SWH Heat-treated Side Washer
- TG Thread Guards

FINISHES:

Inquiries on other finishes welcome

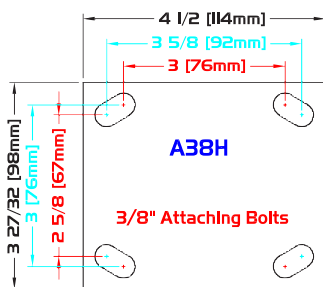
SPECIAL:

Dual or Triple leg configuration available

WHEEL		CASTER				PART NUMBER				
Diameter	Tread Width	Capacity Lbs.	Bearing Type	Swivel Radius	Overall Height	Wheel Type	Swivel	Caster Weight (lbs)	Rigid	Caster Weight (lbs)
4"	2"	300	Roller	4"	7 1/2"	ProTech™ Crown	SSLTW42***-PRO-RB	11.53	RSLTW42***-PRO-RB	8.43
		650	Roller			Envirothane™	SSLTW42***-U-RB	11.65	RSLTW42***-U-RB	8.55
		650	Precision			Envirothane™ Grey - PB	SSLTW42***-UG-PB	11.64	RSLTW42***-UG-PB	8.54
		700	Roller			Moldon Urethane Crown	SSLTW42***-URC-RB	13.25	RSLTW42***-URC-RB	10.15
		750	Precision			Freedom™	SSLTW42***-FDM-PB	12.26	RSLTW42***-FDM-PB	9.16
		900	Roller			Lava™-WOW	SSLTW42***-LVW-RB	11.72	RSLTW42***-LVW-RB	8.62
1,100	Roller	Rollx™-WOW	SSLTW42***-RXW-RB	11.72	RSLTW42***-RXW-RB	8.62				
5"	2"	375	Roller	4 7/8"	9"	ProTech™ Crown	SSLTW52***-PRO-RB	11.87	RSLTW52***-PRO-RB	8.66
		750	Precision			Freedom™	SSLTW52***-FDM-PB	12.59	RSLTW52***-FDM-PB	9.38
		800	Roller			Envirothane™	SSLTW52***-U-RB	12.13	RSLTW52***-U-RB	8.92
		800	Precision			Envirothane™ Grey - PB	SSLTW52***-UG-PB	12.17	RSLTW52***-UG-PB	8.96
		800	Roller			Moldon Urethane Crown	SSLTW52***-URC-RB	13.47	RSLTW52***-URC-RB	10.26
		1,100	Roller			Lava™-WOW	SSLTW52***-LVW-RB	12.03	RSLTW52***-LVW-RB	8.93
1,100	Roller	Rollx™-WOW	SSLTW52***-RXW-RB	12.03	RSLTW52***-RXW-RB	8.93				
6"	2"	450	Roller	5 3/8"	9 1/2"	ProTech™ Crown	SSLTW62***-PRO-RB	12.17	RSLTW62***-PRO-RB	9.03
		900	Roller			Moldon Urethane Crown	SSLTW62***-URC-RB	14.40	RSLTW62***-URC-RB	11.26
		950	Roller			Envirothane™	SSLTW62***-U-RB	12.81	RSLTW62***-U-RB	9.67
		950	Precision			Envirothane™ Grey - PB	SSLTW62***-UG-PB	12.56	RSLTW62***-UG-PB	9.42
		950	Precision			Envirothane™ Grey Crowned - PB	SSLTW62***-UGC-PB	12.51	RSLTW62***-UGC-PB	9.37
		1,000	Precision			Freedom™	SSLTW62***-FDM-PB	13.51	RSLTW62***-FDM-PB	10.30
		1,100	Roller			Lava™-WOW	SSLTW62***-LVW-RB	12.47	RSLTW62***-LVW-RB	9.37
		1,100	Precision			Rollx™-WOW-PB	SSLTW62***-RXW-PB	12.26	RSLTW62***-RXW-PB	9.16
		1,100	Roller			Rollx™-WOW	SSLTW62***-RXW-RB	12.19	RSLTW62***-RXW-RB	9.09
		1,100	Roller			Rollx™-WOW	SSLTW62***-RXW-RB	12.19	RSLTW62***-RXW-RB	9.09
8"	2"	600	Roller	7 3/8"	11 1/2"	ProTech™ Crown	SSLTW82***-PRO-RB	14.01	RSLTW82***-PRO-RB	10.92
		1,000	Roller			Moldon Urethane Crown	SSLTW82***-URC-RB	17.60	RSLTW82***-URC-RB	14.51
		1,100	Roller			Envirothane™	SSLTW82***-U-RB	14.78	RSLTW82***-U-RB	11.69
		1,100	Precision			Envirothane™ Grey - PB	SSLTW82***-UG-PB	13.57	RSLTW82***-UG-PB	10.48
		1,100	Precision			Envirothane™ Grey Crowned - PB	SSLTW82***-UGC-PB	14.70	RSLTW82***-UGC-PB	11.61
		1,100	Precision			Freedom™	SSLTW82***-FDM-PB	15.08	RSLTW82***-FDM-PB	11.87
		1,100	Roller			Lava™-WOW	SSLTW82***-LVW-RB	13.08	RSLTW82***-LVW-RB	9.98
		1,100	Roller			Rollx™-WOW	SSLTW82***-RXW-RB	13.08	RSLTW82***-RXW-RB	9.98
		1,100	Roller			Rollx™-WOW	SSLTW82***-RXW-RB	13.08	RSLTW82***-RXW-RB	9.98
		1,100	Roller			Rollx™-WOW	SSLTW82***-RXW-RB	13.08	RSLTW82***-RXW-RB	9.98

* Caster weight based on Standard Plate

PLATE DIAGRAMS



STANDARD PLATE: A38H

* See page 120, Twister Series for more top plate options

H - Plate Thickness: 1/4"



ALPRENE™

WHEELS

250LBS



FEATURES

BEARINGS: Precision Bearing
TEMPERATURE: -22°F to 300°F Short term exposure
 -10°F to 150°F Continuous use
COLOURS: Black RollX™ core, Black non-marking ALPrene™ Tread
DUROMETER: 62 (+5) A scale
DESCRIPTION: ALPrene™ tread is securely bonded to the RollX™ core.

ALPrene™ is highly resistant to most chemicals and is excellent for all floor surfaces. The APR wheel provides for medium load capacities and is superb for moist and wet environments. Quiet and easy rolling, this black wheel is shock absorbing and will reject all floor debris. It does not flat spot permanently under a static load. Excellent for all floor surfaces.

EXCELLENT FOR:










- Quiet Cushion ride
- Moist environments
- Shock & Vibration
- Prolonging equipment life
- Floor Protection
- Rejects floor debris
- Platform & Large stock trucks
- Food Service equipment
- Hotel equipment
- Small waste bins
- Factory use
- Textile carts
- Abusive applications
- Medical equipment
- Uneven surface



ALPRENE™

WHEEL

PART NUMBER

Diameter	Tread Width	Capacity Lbs.	Hub Length	Standard Bore	Alternative Bore	Bearing Type	Part Number	Wheel Weight (lbs)
 4"	 1 3/8"	 250	 1 11/16"	 3/8"	 -	 Precision	 W-5004-APR-PB-TG	 0.64

OPTIONS:

PBSS Stainless Steel Precision Bearing

SPECIAL:

- Unconditional Lifetime Warranty
- Resistant to most chemicals
- Non-marking
- ALPrene™ material securely bonded to RollX™ core
- Maintenance free
- Moisture friendly
- Many combination of core and tread colours available
- Tread does not wear



ALTHANE™

WHEELS

750-1,400 LBS



FEATURES

BEARINGS: Plain, Nylon, Delrin, Steel Roller, Caged Roller
TEMPERATURE: -45°F to 180°F
COLOURS: Black
DUROMETER: 65-70 D scale

DESCRIPTION: The ALThane wheel is light in weight, very economical and high impact strength. Non-marking, non-chipping, oil and chemical resistant, non-absorbent and steam cleanable wheel provides for floor protection.

EXCELLENT FOR:

- Good floor protection
- Factory use
- Waste bins
- Platform trucks
- Stock trucks
- Abusive applications
- Textile carts
- Hotel & Food service equipment



ALTHANE™



ALTHANE™(WOW)

OPTIONS:

- BB Ball Bearing
- DB Delrin Bearing
- NB Nylon Roller Bearing
- PB Precision Ball Bearing
- PBSS Stainless Steel Precision Bearing
- RB Roller Bearing
- RBC Caged Roller Bearing
- RBSS Stainless Steel Roller Bearing
- SSW Steel Side Washer
- SWH Heat-treated Side Washer
- T Through Bore (6"x2" ALTWOW wheel only)
- TG Thread Guards

WHEEL

PART NUMBER

Diameter	Tread Width	Capacity Lbs.	Hub Length	Standard Bore	Alternative Bore	Bearing Type	Part Number	Wheel Weight (lbs)
4"	2"	750	2 3/16"	1 3/16"	-	Plain Roller	W-7004-ALT	0.62
		750	2 3/8"	1/2"	3/8" * 5/8" * 3/4"		W-7004-ALT-RB	1.06
5"	2"	950	2 3/16"	1 3/16"	-	Plain Roller	W-7005-ALT	0.90
		950	2 3/8"	1/2"	3/8" * 5/8" * 3/4"		W-7005-ALT-RB	1.34
6"	2"	1,150	2 3/16"	1 3/16"	-	Plain Roller	W-7006-ALT	1.45
		1,150	2 3/8"	1/2"	3/8" * 5/8" * 3/4"		W-7006-ALT-RB	1.89
	2 1/2"	1,300	2 3/4"	1 15/16"	-	Plain Roller	W-7106-ALT	1.60
		1,300	2 27/32"	3/4"	1" * 1 1/4"		W-7106-ALT-RB	3.25
8"	2"	1,200	2 3/16"	1 3/16"	-	Plain Roller	W-7008-ALT	2.00
		1,200	2 3/8"	1/2"	5/8" * 3/4"		W-7008-ALT-RB	2.44
8"	2 1/2"	1,400	2 3/4"	1 15/16"	-	Plain Roller	W-7108-ALT	2.90
		1,400	2 27/32"	3/4"	1" * 1 1/4"		W-7108-ALT-RB	4.55

SPECIAL:

- Resistant to most chemicals
- Non-marking
- Moisture friendly
- Maintenance free
- One piece solid ALThane

* Custom sizes available

- ◆ wheel has one closed side to eliminate side washer and for easier assembly



BALLOON CUSHION

WHEELS

350-550LBS



FEATURES

BEARINGS: Plain, Ball
TEMPERATURE: -30°F to 180°F
COLOURS: Aluminum Core, Grey Tread (non-marking)
DUROMETER: 65-70 A scale

DESCRIPTION: Balloon Cushion non-marking tread with high tensile grey aluminum core and ball bearings for quiet movement, smooth ride and excellent floor protection. High degree of resistance to shock and to rusting.

EXCELLENT FOR:

- Economical
- Cushion ride
- Quiet & easy rolling
- Shock & Vibration
- Prolonging equipment life
- Floor Protection
- Rejects floor debris
- Platform trucks
- Food Service equipment
- Hotel Equipment
- Small waste bins
- Large stock trucks
- Factory use
- Textile carts
- Abusive applications



BALLOON CUSHION GREY

WHEEL

PART NUMBER

Diameter	Tread Width	Capacity Lbs.	Hub Length	Standard Bore	Alternative Bore	Bearing Type	Part Number	Wheel Weight (lbs)
5"	2"	350	2 3/16"	1 3/8"	-	Plain Ball	W-7005-ARG	2.00
		350	2 1/4"	1 1/2"	5/8" * 3/4"		W-7005-ARG-BB	2.25
6"	2 1/8"	450	2 3/16"	1 3/8"	-	Plain Ball	W-7006-BARG	2.34
		450	2 1/4"	1 1/2"	5/8" * 3/4"		W-7006-BARG-BB	2.58
8"	2 1/4"	550	2 1/4"	1 3/8"	-	Plain Ball	W-7008-BARG	3.86
		550	2 1/2"	1 1/2"	5/8" * 3/4"		W-7008-BARG-BB	4.12

OPTIONS:

- BB Ball Bearing
 TG Thread Guards



FREEDOM™

WHEELS

700-1,200LBS



FEATURES

BEARINGS: Precision ball bearing
TEMPERATURE: -45°F to 230°F
COLOURS: Blue Tread, Aluminum Core
DUROMETER: 95 A Scale (40-45 D)

DESCRIPTION: Freedom™ wheel the aluminum core/envirothane crowned tread (chemically and mechanically bonded) is non-marking with debris-rejecting tread. This wheel allows for an easy, smooth and quiet ride. The Moldon Aluminum Urethane is excellent when looking for a wheel that will give maximum floor protection while carrying light or heavy weight loads. High degree of resistance to shock or vibration and rusting.

EXCELLENT FOR:

- Moist and wet environments
- Push/Pull Ease
- Smooth, Easy Rolling and Longevity
- Quiet Ride
- Absorbs Shock and Vibrations
- Prolonging of Equipment Life
- Factory Use
- Floor Protection
- Towline Applications
- Platform and Stock Trucks
- Outdoor Use and Heavy Loads
- Ease of Maneuverability
- Heavy Material Handling
- Abusive Applications



FREEDOM™

WHEEL						PART NUMBER			
Diameter	Tread Width	Capacity Lbs.	Hub Length	Standard Bore	Alternative Bore	Bearing Type	Part Number	Wheel Weight (lbs)	
4"	2"	750	2 3/16"	1/2"	-	Precision	W-7004-FDM-PB	1.43	
5"	2"	750	2 3/16"	1/2"	-	Precision	W-7005-FDM-PB	1.76	
6"	2"	1,000	2 3/16"	1/2"	-	Precision	W-7006-FDM-PB	2.67	
8"	2"	1,200	2 3/16"	1/2"	-	Precision	W-7008-FDM-PB	4.25	

OPTIONS:

- PBSS Stainless Steel Precision Bearing
- TG Thread Guard

SPECIAL:

- Non-marking
- Debris-Rejecting Tread
- Moisture friendly
- Maintenance free
- Light Weight
- High Load Capacity



ENVIROTHANE™

WHEELS

75-1,600 LBS



FEATURES

BEARINGS: Plain, Nylon, Ball, Precision Ball Bearing, Roller Bearing
TEMPERATURE: -45°F to 230°F
COLOURS: U Black (standard), UG Grey (standard with PB)
 UB Blue, UR Red, UY Caution Yellow, GR Green
 Custom colours available, inquiries welcome.
DUROMETER: 45-65 D scale

DESCRIPTION: Envirothane™ wheels are used for high load capacities. Envirothane™ protects your floor and does not flat spot under static loads. Envirothane™ is non-corrosive, is excellent for abusive applications such as moist & wet environments and is resistant to most chemicals. Virtually maintenance free! Moisture friendly!

EXCELLENT FOR:

- Floor protection
- Factory use
- Moist & wet environments
- Platform & stock trucks
- Outdoor use & heavy loads
- Heavy material handling
- Smooth, easy rolling & longevity
- Towline applications
- Hotel & food service equipment
- Heavy material handling
- Abusive applications
- Ease of maneuverability
- Prolonging of equipment life
- Absorbs shock and vibrations

OPTIONS:

- A Alternative Hub
- BB Ball Bearing
- BBSS Stainless Steel Ball Bearing
- BR Bronze Bushing
- DB Delrin Bearing
- NB Nylon Roller Bearing
- PB Precision Ball Bearing
- PBSS Stainless Steel Precision Bearing
- RB Roller Bearing
- RBC Caged Roller Bearing
- RBSS Stainless Steel Roller Bearing
- SSW Steel Side Washer
- SWH Heat-treated Side Washer
- TG Thread Guards

SPECIAL:

- Resistant to most chemicals
- Non-marking under normal conditions
- Non-corrosive
- Moisture friendly
- Maintenance free
- One piece solid Envirothane™
- Good floor protection
- Crowned tread reduces amount of friction between tread & floor



ENVIROTHANE™ TAPERED ENVIROTHANE™ GREY ENVIROTHANE™ CROWNED ENVIROTHANE™ BLUE ENVIROTHANE™ RED ENVIROTHANE™ YELLOW

WHEEL						PART NUMBER			
Diameter	Tread Width	Capacity Lbs.	Hub Length	Standard Bore	Alternative Bore	Bearing Type	Part Number	Wheel Weight (lbs)	
1 3/4"	Ball	75	1 5/8"	1/4"	-	Nylon	W-0600-U	0.12	
2"	Ball	75	1 27/32"	1/4"	-	Nylon	W-0650-U	0.17	
	9/16"	100	1"	1/4"	-	Nylon	W-0800-UT	0.09	
	7/8"	100	1"	1/4"	5/16" * 3/8" * 1/2"	Ball	W-0800-UT-BB	0.22	
2 1/2"	7/8"	125	1"	1/4"	3/8"	Nylon/Steel	W-0800-U	0.12	
	9/16"	100	1"	1/4"	-	Nylon	W-0820-UT	0.16	
	7/8"	100	1"	1/4"	5/16" * 3/8" * 1/2"	Ball	W-0820-UT-BB	0.27	
2 5/8"	7/8"	125	1"	1/4"	3/8"	Nylon/Steel	W-0820-U	0.15	
	1 1/2"	400	1 9/16"	12mm	-	Roller	W-54260-UG-RB	0.37	
3"	7/8"	125	1"	1/4"	3/8"	Nylon/Steel	W-0830-U	0.20	
	1"	150	1 3/16"	5/16"	3/8" * 1/2"	Nylon	W-1030-U	0.30	
		150	1 3/8"	5/16" A	3/8" A * 1/2" A	Nylon	W-1030-U	0.31	
		150	1 7/16"	5/16"	3/8" * 1/2"	Ball	W-1030-U-BB	0.46	
	1 1/4"	350	1 3/8"	5/16"	3/8" * 1/2"	Nylon	W-1930-U	0.35	
		350	1 9/16"	5/16" A	3/8" A * 1/2" A	Nylon	W-1930-U	0.36	
350		1 5/8"	5/16"	3/8" * 1/2"	Ball	W-1930-U-BB	0.53		
1 1/2"	400	1 5/8"	1 3/16"	-	Plain	W-6203-U	0.37		
	400	1 5/8"	3/8"	5/16" * 1/2"	Delrin	W-6203-U-DB	0.45		
	400	1 13/16"	1/2"	5/16" * 3/8" * 5/8" * 3/4"	Roller	W-6203-U-RB	0.67		
4"	1"	150	1 3/16"	5/16"	3/8" * 1/2"	Nylon	W-1040-U	0.46	
		150	1 3/8"	5/16" A	3/8" A * 1/2" A	Nylon	W-1040-U	0.47	
		150	1 7/16"	5/16"	3/8" * 1/2"	Ball	W-1040-U-BB	0.63	
	1 1/4"	350	1 3/8"	5/16"	3/8" * 1/2"	Nylon	W-1940-U	0.54	
		350	1 9/16"	5/16" A	3/8" A * 1/2" A	Nylon	W-1940-U	0.55	
		350	1 5/8"	5/16"	3/8" * 1/2"	Ball	W-1940-U-BB	0.71	

* Custom sizes available

WHEELS

CUSTOM SIZES AVAILABLE

WHEEL						PART NUMBER			
Diameter	Tread Width	Capacity Lbs.	Hub Length	Standard Bore	Alternative Bore	Bearing Type	Part Number	Wheel Weight (lbs)	
4"	1 1/2"	500	1 5/8"	1 3/16"	-	Plain Nylon Roller Precision	W-6204-U	0.62	
		500	1 5/8"	3/8"	5/16" * 1/2"		W-6204-U	0.64	
		500	1 13/16"	1/2"	5/16" * 3/8" * 5/8" * 3/4"		W-6204-U-RB	0.92	
		500	1 7/8"	1/2"	-		W-6204-UG-PB-TG	1.01	
	2"	650	2 3/16"	1 3/16"	-	Plain Roller Precision	W-7004-U	0.82	
		650	2 3/8"	1/2"	3/8" * 5/8" * 3/4"		W-7004-U-RB	1.26	
		650	2 7/16"	1/2"	-		W-7004-UG-PB-TG	1.25	
5"	1"	150	1 3/16"	5/16"	3/8" * 1/2"	Nylon Nylon Ball	W-1050-U	0.71	
		150	1 3/8"	5/16" A	3/8" A * 1/2" A		W-1050-U	0.72	
		150	1 7/16"	5/16"	3/8" * 1/2"		W-1050-U-BB	0.87	
	1 1/4"	350	1 3/8"	5/16"	3/8" * 1/2"	Nylon Nylon Ball	W-1950-U	0.81	
		350	1 9/16"	5/16" A	3/8" A * 1/2" A		W-1950-U	0.82	
		350	1 5/8"	5/16"	3/8" * 1/2"		W-1950-U-BB	0.98	
	1 1/2"	600	1 5/8"	1 3/16"	-	Plain Nylon Roller Precision	W-6205-U	1.08	
		600	1 5/8"	3/8"	5/16" * 1/2"		W-6205-U	1.10	
		600	1 13/16"	1/2"	5/16" * 3/8" * 5/8" * 3/4"		W-6205-U-RB	1.38	
		600	1 7/8"	1/2"	-		W-6205-UG-PB-TG	1.47	
	2"	800	2 3/16"	1 3/16"	-	Plain Roller Precision	W-7005-U	1.30	
		800	2 3/8"	1/2"	3/8" * 5/8" * 3/4"		W-7005-U-RB	1.74	
		800	2 7/16"	1/2"	-		W-7005-UG-PB-TG	1.82	
	2 1/2"	1,100	2 3/4"	1 15/16"	-	Plain Roller Precision	W-7105-U	2.04	
		1,100	2 27/32"	3/4"	1" * 1 1/4"		W-7105-U-RB	3.43	
		1,100	3"	3/4"	-		W-7105-UG-PB-TG	3.34	
6"	1 1/2"	700	1 5/8"	1 3/16"	-	Plain Delrin Roller Precision	W-6206-U	1.36	
		700	1 5/8"	3/8"	1/2"		W-6206-U-DB	1.55	
		700	1 13/16"	1/2"	3/8" * 5/8" * 3/4"		W-6206-U-RB	1.66	
		700	1 7/8"	1/2"	-		W-6206-U-PB-TG	1.80	
	2"	950	2 3/16"	1 3/16"	-	Plain Roller Precision Precision	W-7006-U	1.98	
		950	2 3/8"	1/2"	3/8" * 5/8" * 3/4"		W-7006-U-RB	2.42	
		950	2 7/16"	1/2"	-		W-7006-UG-PB-TG	2.23	
		950	2 7/16"	1/2"	-		W-7006-UGC-PB-TG	2.18	
	2 1/2"	1,200	2 3/4"	1 15/16"	-	Plain Roller Precision	W-7106-U	2.40	
		1,200	2 27/32"	3/4"	1" * 1 1/4"		W-7106-U-RB	4.05	
		1,200	3"	3/4"	-		W-7106-UG-PB-TG	3.96	
	8"	2"	1,100	2 3/16"	1 3/16"	-	Plain Roller Precision Precision	W-7008-U	2.94
1,100			2 3/8"	1/2"	3/8" * 5/8" * 3/4"	W-7008-U-RB		3.38	
1,100			2 7/16"	1/2"	-	W-7008-UG-PB-TG		3.41	
1,100			2 7/16"	1/2"	-	W-7008-UGC-PB-TG		3.37	
2 1/2"		1,600	2 3/4"	1 15/16"	-	Plain Roller Precision	W-7108-U	4.36	
		1,600	2 27/32"	3/4"	1" * 1 1/4"		W-7108-U-RB	6.01	
		1,600	3"	3/4"	-		W-7108-UG-PB-TG	5.70	



HARD RUBBER

WHEELS

100-275 LBS



FEATURES

BEARINGS: Nylon, Steel
TEMPERATURE: -45°F to 160°F
COLOURS: Black, Grey
DUROMETER: 70-80 D scale

DESCRIPTION: This Solid Hard Rubber wheel is used for higher load capacities than soft rubber. Good floor protection and easier mobility. Will not develop flat spots under standing loads. High resistance to oil, grease and mild or diluted acids.

EXCELLEN FOR:

- Economical
- Resistant to most chemicals
- Rejects floor debris
- Small waste bins
- Factory use
- Textile carts
- Abusive applications



HARD RUBBER



HARD RUBBER GREY

WHEEL

PART NUMBER

Diameter	Tread Width	Capacity Lbs.	Hub Length	Standard Bore	Alternative Bore	Bearing Type	Part Number	Wheel Weight (lbs)
2"	7/8"	100	3 1/2"	1/4"	-	Nylon	W-4002-HR	0.16
2 1/2"	1 1/8"	150	1 3/8"	5/16"	-	Nylon	W-4025-HR	0.32
3"	1 1/4"	250	1 3/8"	5/16"	3/8" * 1/2"	Steel	W-1930-HR	0.56
		250	1 3/8"	1/2"	5/16" * 3/8"	Steel	W-1930-HRG	0.56
		250	1 9/16"	3/8"	5/16"	Nylon	W-4003-HR	0.50
3 1/2"	1 1/4"	250	1 1/2"	3/8"	5/16"	Nylon	W-5235-HR	0.73
4"	1 1/4"	250	1 3/8"	5/16"	3/8" * 1/2"	Steel	W-1940-HR	0.90
		250	1 3/8"	1/2"	5/16" * 3/8"	Steel	W-1940-HRG	0.90
	1 1/2"	275	2"	3/8"	7/16"	Nylon	W-4004-HR	1.14
5"	1 1/4"	250	1 3/8"	5/16"	3/8" * 1/2"	Steel	W-1950-HR	1.40
		250	1 1/2"	3/8"	-	Nylon	W-5005-HR	1.30

OPTIONS:

TG Thread Guards
 (1900 series wheels only)

SPECIAL:

Resistant to most chemicals
 Good floor protection
 Non-marking
 Maintenance free
 Steel bearings may be substituted for nylon



ICE™ WHEELS

80-100 LBS



FEATURES

BEARINGS: Precision ball bearing
TEMPERATURE: -45°F to 180°F
COLOURS: Clear, Blue, Black, Green, Orange, Purple, Pink, Red
DUROMETER: 50-60 D scale

DESCRIPTION: This solid non-marking polyurethane wheel is securely bonded mechanically to its polyolefin core to prevent separation. Top quality wheel provides for good floor protection and will not flat spot under standing loads. Excellent rollability under load provided by precision ball bearings. It is resistant to chemicals and excellent for all floor surfaces.

EXCELLENT FOR:

- Economical
- Display racks
- Good Floor Protection
- Resistant to most chemicals
- Cushion ride
- Prolonging equipment life
- Easy rollability under load



ICE CLEAR
(ICE)



ICE BLUE
(ICEB)



ICE BLACK
(ICEBL)



ICE GREEN
(ICEG)



ICE ORANGE
(ICEO)



ICE PURPLE
(ICEP)



ICE PINK
(ICEPI)



ICE RED
(ICER)

SPECIAL:

- Smooth rolling
- Non-marking
- Quiet & easy rolling
- Long life tread
- Ball bearings
- Custom colours available upon request

WHEEL							PART NUMBER			
Diameter	Tread Width	Capacity Lbs.	Hub Length	Standard Bore	Alternative Bore	Bearing Type	Part Number	Wheel Weight (lbs)		
2"	7/8"	80	1 3/64"	1/4"	-	Precision	W-0800-ICE-PB	0.16		
		80	1 3/64"	1/4"	-	Precision	W-0800-ICEB-PB	0.16		
		80	1 3/64"	1/4"	-	Precision	W-0800-ICEBL-PB	0.16		
		80	1 3/64"	1/4"	-	Precision	W-0800-ICEG-PB♦	0.16		
		80	1 3/64"	1/4"	-	Precision	W-0800-ICER-PB	0.16		
2 5/16"	3/4"	80	1 3/64"	1/4"	-	Precision	W-0820-ICE-PB	0.16		
		80	1 3/64"	1/4"	-	Precision	W-0820-ICEB-PB	0.16		
		80	1 3/64"	1/4"	-	Precision	W-0820-ICEG-PB	0.16		
		80	1 3/64"	1/4"	-	Precision	W-0820-ICER-PB♦	0.16		
3"	15/16"	100	1 3/64"	1/4"	-	Precision	W-0830-ICE-PB	0.25		
		100	1 3/64"	1/4"	-	Precision	W-0830-ICEB-PB	0.25		
		100	1 3/64"	1/4"	-	Precision	W-0830-ICEG-PB	0.25		
		100	1 3/64"	1/4"	-	Precision	W-0830-ICEO-PB♦	0.25		
		100	1 3/64"	1/4"	-	Precision	W-0830-ICEP-PB♦	0.25		
		100	1 3/64"	1/4"	-	Precision	W-0830-ICEPI-PB	0.25		
		100	1 3/64"	1/4"	-	Precision	W-0830-ICER-PB	0.25		

♦ Custom order run 2,500 pieces minimum. Call for availability



HIGH TEMP LAVA™ WHEELS

600-1,300 LBS



FEATURES

BEARINGS: Plain, Ball, Roller Bearing, Caged Roller Bearing
TEMPERATURE: -45°F to 475°F continuously, 525°F intermittently
COLOURS: Black
DESCRIPTION: This non-marking wheel features an exclusively developed proprietary nylon material which is excellent for high load capacities.

The LAVA™ wheel is extremely ergonomically efficient, as it requires minimum effort to roll and swivel with heavy loads. LAVA™ wheel resists hard impacts and is resistant to most chemicals, solvents, gases, acids, steam cleaning and does not absorb water! This wheel is ideal for industrial and institutional applications.

DUROMETER: 85 (+/-5) D scale

EXCELLENT FOR:

- Floor protection
- Factory use
- Push/Pull Ease
- Waste bins
- Platform and Stock trucks
- High temperature applications
- Heavy material handling
- Smooth, easy rolling
- Abusive applications
- Bakery applications
- Prolonging of equipment life

OPTIONS:

- BB Ball Bearing
- BR Bronze Bushing
- RB Roller Bearing
- RBC Caged Roller Bearing
- RBSS Stainless Steel Roller Bearing
- SWH Heat-treated Side Washer
- T Through Bore (2" wheel tread)

SPECIAL:

- Resistant to most chemicals
- Non-marking
- Debris rejecting tread
- Moisture Friendly
- Maintenance free
- One piece solid LAVA™
- Same capacity as steel wheels



LAVA™



LAVA™(LVW)



LAVA™(LVW)



LAVA™(LVW)



LAVA™(LVW)

WHEEL							PART NUMBER		
Diameter	Tread Width	Capacity Lbs.	Hub Length	Standard Bore	Alternative Bore	Bearing Type	Part Number	Wheel Weight (lbs)	
3"	1 1/2"	600	1 5/8"	3/8"	5/16"	Steel	W-6203-LV	0.50	
		600	1 5/8"	1 3/16"	1/2" * 5/8"	Plain	W-6203-LV	0.42	
		600	1 13/16"	1/2"	3/8" * 5/8" * 3/4"	Roller	W-6203-LV-RB	0.82	
4"	1 1/2"	700	1 5/8"	3/8"	5/16"	Steel	W-6204-LV	0.73	
		700	1 5/8"	1 3/16"	1/2" * 5/8"	Plain	W-6204-LV	0.71	
		700	1 13/16"	1/2"	3/8" * 5/8" * 3/4"	Roller	W-6204-LV-RB	1.11	
	2"	800	2 3/16"	1 3/16"	-	Plain	W-7004-LV*	0.63	
		800	2 3/8"	1/2"	5/8" * 3/4"	Roller	W-7004-LV-RB	1.12	
		900	2 3/16"	1 3/16"	-	Plain	W-7004-LVW*	0.89	
5"	1 1/2"	800	1 5/8"	3/8"	5/16"	Steel	W-6205-LV	1.05	
		800	1 5/8"	1 3/16"	1/2" * 5/8"	Plain	W-6205-LV	0.97	
		800	1 13/16"	1/2"	3/8" * 5/8" * 3/4"	Roller	W-6205-LV-RB	1.37	
	2"	800	2 3/16"	1 3/16"	-	Plain	W-7005-LV*	0.84	
		800	2 3/8"	1/2"	5/8" * 3/4"	Roller	W-7005-LV-RB	1.33	
		1,100	2 3/16"	1 3/16"	-	Plain	W-7005-LVW*	1.20	
6"	2"	1,100	2 3/8"	1/2"	5/8" * 3/4"	Roller	W-7005-LVW-RB	1.64	
		1,100	2 3/8"	1/2"	5/8" * 3/4"	Plain	W-7006-LV*	1.06	
		1,100	2 3/8"	1/2"	5/8" * 3/4"	Roller	W-7006-LV-RB	1.55	
	2"	1,200	2 3/16"	1 3/16"	-	Plain	W-7006-LVW*	1.64	
		1,200	2 3/8"	1/2"	5/8" * 3/4"	Roller	W-7006-LVW-RB	2.04	
		8"	2"	1,200	2 3/16"	1 3/16"	-	Plain	W-7008-LV*
1,200	2 3/8"			1/2"	5/8" * 3/4"	Roller	W-7008-LV-RB	2.33	
1,300	2 3/16"			1 3/16"	-	Plain	W-7008-LVW*	2.25	
1,300	2 3/8"	1/2"	5/8" * 3/4"	Roller	W-7008-LVW-RB	2.69			

◆ wheel has one closed side to eliminate side washer and for easier assembly



MOLDON ALUM. RUBBER 250-600 LBS WHEELS



FEATURES

BEARINGS: Plain, Annular, Ball, Delrin, Nylon, Roller, Caged Roller Bearing
TEMPERATURE: -45°F to 160°F
COLOURS: Aluminum Core, Grey Tread (1 1/4" tread)
 Aluminum Core, Black Tread (2" tread)
DUROMETER: 95 Shore A

DESCRIPTION: Moldon Rubber is secured to aluminum for full floor protection and quiet movement. High degree of resistance to shock or vibration and rusting.

EXCELLENT FOR:

- Moist & wet environments
- Resistant to most chemicals
- Cushion ride
- Quiet & easy rolling
- Shock & vibration
- Prolonging equipment life
- Floor protection
- Rejects floor debris
- Platform trucks
- Food service & hotel equipment
- Small waste bins
- Large stock trucks
- Factory use
- Economical
- Textile carts
- Abusive applications



MOLDON ALUMINUM RUBBER



MOLDON ALUMINUM RUBBER

WHEEL

PART NUMBER

Diameter	Tread Width	Capacity Lbs.	Hub Length	Standard Bore	Alternative Bore	Bearing Type	Part Number	Wheel Weight (lbs)
3 1/2"	1 1/4"	250	1 9/16"	3/8"	5/16"	Annular	W-5235-MAR-AB	.65
4"	1 1/4"	250	1 9/16"	3/8"	5/16"	Annular	W-5204-MAR-AB	.80
	2"	400	2 3/16"	1 3/16"	-	Plain	W-7004-MAR	1.20
5"	2"	400	2 3/8"	1/2"	3/8" * 5/8" * 3/4"	Roller	W-7004-MAR-RB	1.64
		275	1 9/16"	3/8"	5/16"	Annular	W-5205-MAR-AB	1.07
6"	2"	500	2 3/16"	1 3/16"	-	Plain	W-7005-MAR	1.50
		500	2 3/8"	1/2"	3/8" * 5/8" * 3/4"	Roller	W-7005-MAR-RB	1.94
8"	2"	500	2 3/16"	1 3/16"	-	Plain	W-7006-MAR	2.02
		500	2 3/8"	1/2"	3/8" * 5/8" * 3/4"	Roller	W-7006-MAR-RB	2.46
8"	2"	600	2 3/16"	1 3/16"	-	Plain	W-7008-MAR	2.86
		600	2 3/8"	1/2"	3/8" * 5/8" * 3/4"	Roller	W-7008-MAR-RB	3.30

OPTIONS:

- BB Ball Bearing
- BR Bronze Bushing
- DB Delrin Bearing
- NB Nylon Roller Bearing
- NBSS Stainless Steel Nylon Roller Bearing
- RB Roller Bearing
- RBC Caged Roller Bearing
- RBSS Stainless Steel Roller Bearing
- SSW Steel Side Washer
- SWH Heat-treated Side Washer
- TG Thread Guard
- Z Zerk in Wheel

SPECIAL:

- NB may be substituted for RB
- Resistant to most chemicals
- Moisture friendly
- Maintenance free
- Non-rusting core



MOLDON ALUM. URETHANE

WHEELS

700-1,500 LBS



FEATURES

BEARINGS: Plain, Ball, Delrin, Nylon, Roller, Caged Roller Bearing
TEMPERATURE: -45°F to 180°F
COLOURS: Aluminum Core, Red Tread
DUROMETER: 90 - 95 A Scale

DESCRIPTION: Moldon Aluminum Urethane is secured to aluminum core. This wheel allows for an easy, smooth, quiet ride. The Moldon Aluminum Urethane is excellent when looking for a wheel that will give maximum floor protection while carrying heavy loads. The tread is chemically resistant and the core is resistant to rust.

EXCELLENT FOR:

- Moist and wet environments
- Resistant to most chemicals
- Cushion ride
- Quiet and easy rolling
- Shock and vibration
- Prolonging equipment life
- Floor protection
- Rejects floor debris
- Platform trucks
- Food service and hotel equipment
- Large stock trucks
- Factory use
- Textile carts
- Abusive applications



MOLDON ALUMINUM URETHANE

OPTIONS:

- BB Ball Bearing
- BR Bronze Bushing
- DB Delrin Bearing
- NB Nylon Roller Bearing
- NBSS Stainless Steel Nylon Roller Bearing
- RB Roller Bearing
- RBC Caged Roller Bearing
- RBSS Stainless Steel Roller Bearing
- SSW Steel Side Washer
- SWH Heat-treated Side Washer
- TG Thread Guard
- Z Zerk in Wheel

SPECIAL:

- NB may be substituted for RB
- Resistant to most chemicals
- Non-marking
- Moisture friendly
- Maintenance free

WHEEL						PART NUMBER			
Diameter	Tread Width	Capacity Lbs.	Hub Length	Standard Bore	Alternative Bore	Bearing Type	Part Number	Wheel Weight (lbs)	
4"	1 1/2"	700	1 5/8"	1 3/16"	-	Plain	W-6204-MAU	0.79	
		700	1 13/16"	1/2"	5/16" * 3/8" * 5/8" * 3/4"	Roller	W-6204-MAU-RB	1.09	
	2"	800	2 3/16"	1 3/16"	-	Plain	W-7004-MAU	1.00	
		800	2 3/8"	1/2"	3/8" * 5/8" * 3/4"	Roller	W-7004-MAU-RB	1.44	
5"	1 1/2"	800	1 5/8"	1 3/16"	-	Plain	W-6205-MAU	1.14	
		800	1 13/16"	1/2"	5/16" * 3/8" * 5/8" * 3/4"	Roller	W-6205-MAU-RB	1.44	
	2"	900	2 3/16"	1 3/16"	-	Plain	W-7005-MAU	1.40	
		900	2 3/8"	1/2"	3/8" * 5/8" * 3/4"	Roller	W-7005-MAU-RB	1.84	
6"	1 1/2"	900	1 5/8"	1 3/16"	-	Plain	W-6206-MAU	1.48	
		900	1 13/16"	1/2"	5/16" * 3/8" * 5/8" * 3/4"	Roller	W-6206-MAU-RB	1.78	
	2"	1,200	2 3/16"	1 3/16"	-	Plain	W-7006-MAU	1.98	
		1,200	2 3/8"	1/2"	3/8" * 5/8" * 3/4"	Roller	W-7006-MAU-RB	2.42	
8"	2"	1,500	2 3/16"	1 3/16"	-	Plain	W-7008-MAU	3.04	
		1,500	2 3/8"	1/2"	3/8" * 5/8" * 3/4"	Roller	W-7008-MAU-RB	3.48	



MOLDON POLY-URETHANE

WHEELS

500-1,400 LBS



FEATURES

BEARINGS: Plain, Ball, Delrin, Nylon, Roller, Caged Roller Bearing
TEMPERATURE: -45°F to 180°F
COLOURS: Grey Core, Red Tread
DUROMETER: 50 - 60 D Scale

DESCRIPTION: This non-marking Urethane treaded wheel is securely bonded mechanically to its polyolefin core to prevent separation. It is highly resistant to chemicals and excellent for all floor surfaces. This wheel provides for high load capacities and is rust proof. 100% Moisture friendly.

EXCELLENT FOR:

- Economical
- Moist and wet environments
- Resistant to most chemicals
- Cushion ride
- Quiet and easy rolling
- Shock and vibration
- Prolonging equipment life
- Floor protection
- Rejects floor debris
- Platform trucks
- Food service and hotel equipment
- Small waste bins
- Large stock trucks
- Factory use
- Textile carts
- Abusive applications



MOLDON POLYOLEFIN URETHANE

OPTIONS:

- BB Ball Bearing
- BR Bronze Bushing
- DB Delrin Bearing
- NB Nylon Roller Bearing
- RB Roller Bearing
- RBC Caged Roller Bearing
- RBSS Stainless Steel Roller Bearing
- SSW Steel Side Washer
- SWH Heat-treated Side Washer
- TG Thread Guard

SPECIAL:

- Non-marking
- Moisture friendly
- Long life tread
- Resistant to most chemicals
- Custom colours available upon request

WHEEL						PART NUMBER			
Diameter	Tread Width	Capacity Lbs.	Hub Length	Standard Bore	Alternative Bore	Bearing Type	Part Number	Wheel Weight (lbs)	
4"	1 1/2"	500	1 5/8"	1 3/16"	-	Plain Roller	W-6204-MPU	0.54	
		500	1 13/16"	1/2"	5/16" * 3/8" * 5/8" * 3/4"		W-6204-MPU-RB	0.84	
4"	2"	700	2 3/16"	1 3/16"	-	Plain Roller	W-7004-MPU	0.78	
		700	2 3/8"	1/2"	3/8" * 5/8" * 3/4"		W-7004-MPU-RB	1.22	
5"	1 1/2"	600	1 5/8"	1 3/16"	-	Plain Roller	W-6205-MPU	0.82	
		600	1 13/16"	1/2"	5/16" * 3/8" * 5/8" * 3/4"		W-6205-MPU-RB	1.12	
5"	2"	900	2 3/16"	1 3/16"	-	Plain Roller	W-7005-MPU	1.28	
		900	2 3/8"	1/2"	3/8" * 5/8" * 3/4"		W-7005-MPU-RB	1.72	
6"	1 1/2"	700	1 5/8"	1 3/16"	-	Plain Roller	W-6206-MPU	1.08	
		700	1 13/16"	1/2"	5/16" * 3/8" * 5/8" * 3/4"		W-6206-MPU-RB	1.38	
	2"	900	2 3/16"	1 3/16"	-	Plain Roller	W-7006-MPU	1.80	
		900	2 3/8"	1/2"	3/8" * 5/8" * 3/4"		W-7006-MPU-RB	2.24	
6"	2 1/2"	1,000	2 3/4"	1 15/16"	-	Plain Roller	W-7106-MPU	2.17	
		1,000	2 27/32"	3/4"	1" * 1 1/4"		W-7106-MPU-RB	3.82	
		1,100	3 1/4"	1 15/16"	-		Plain Roller	W-7506-MPU	2.54
1,100	3 7/16"		3/4"	1" * 1 1/4"	W-7506-MPU-RB	4.43			
8"	2"	1,000	2 3/16"	1 3/16"	-	Plain Roller	W-7008-MPU	2.32	
		1,000	2 3/8"	1/2"	3/8" * 5/8" * 3/4"		W-7008-MPU-RB	2.76	
	2 1/2"	1,100	2 3/4"	1 15/16"	-	Plain Roller	W-7108-MPU	3.31	
1,100		2 27/32"	3/4"	1" * 1 1/4"	W-7108-MPU-RB		4.96		
8"	3"	1,200	3 1/4"	1 15/16"	-	Plain Roller	W-7508-MPU	3.93	
		1,200	3 7/16"	3/4"	1" * 1 1/4"		W-7508-MPU-RB	5.82	
		10"	2 1/2"	1,200	2 3/4"		1 15/16"	-	Plain Roller
1,200	2 27/32"			3/4"	1" * 1 1/4"	W-7110-MPU-RB	6.13		
10"	3"	1,300	3 1/4"	1 15/16"	-	Plain Roller	W-7510-MPU	5.60	
		1,300	3 7/16"	3/4"	1" * 1 1/4"		W-7510-MPU-RB	7.49	
12"	2 1/2"	1,300	2 3/4"	1 15/16"	-	Plain Roller	W-7112-MPU	6.00	
		1,300	2 27/32"	3/4"	1" * 1 1/4"		W-7112-MPU-RB	7.65	
	3"	1,400	3 1/4"	1 15/16"	-	Plain Roller	W-7512-MPU	7.32	
1,400		3 7/16"	3/4"	1" * 1 1/4"	W-7512-MPU-RB		9.21		



MOLDON RUBBER WHEELS

250-1,600 LBS

FEATURES

BEARINGS: Plain, Ball, Delrin, Nylon, Roller, Caged Roller, Tapered
TEMPERATURE: -40°F to 180°F
COLOURS: Black
DUROMETER: 95 A Scale

DESCRIPTION: Moldon Rubber is secured to semi steel core for full floor protection and quiet movement. High degree of resistance to shock or vibration. Highly economical rubber tire.



MOLDON RUBBER

EXCELLENT FOR:

- Floor protection
- Factory use
- Abusive applications
- Platform and Stock trucks
- Economical
- Moist and wet environments
- Cushion ride
- Quiet and easy rolling
- Shock and vibration
- Prolonging equipment life
- Rejects floor debris
- Food service equipment
- Hotel equipment
- Small waste bins

OPTIONS:

- BB Ball Bearing
- BR Bronze Bushing
- DB Delrin Bearing
- NB Nylon Roller Bearing
- NBSS Stainless Steel Nylon Roller Bearing
- RB Roller Bearing
- RBC Caged Roller Bearing
- RBSS Stainless Steel Roller Bearing
- SSW Steel Side Washer
- SWH Heat-treated Side Washer
- TB Tapered Bearing
- TG Thread Guards
- MRR Premium Cast Iron Core

WHEEL						PART NUMBER			
Diameter	Tread Width	Capacity Lbs.	Hub Length	Standard Bore	Alternative Bore	Bearing Type	Part Number	Wheel Weight (lbs)	
4"	1 1/2"	250	1 5/8"	1 3/16"	-	Plain	W-6204-MR	2.04	
		250	1 13/16"	1/2"	3/8" * 5/8" * 3/4"		Roller	W-6204-MR-RB	2.34
	2"	300	2 3/16"	1 3/16"	-	Plain	W-7004-MR	2.70	
		300	2 3/8"	1/2"	3/8" * 5/8" * 3/4"		Roller	W-7004-MR-RB	3.14
5"	1 1/2"	350	1 5/8"	1 3/16"	-	Plain	W-6205-MR	2.44	
		350	1 13/16"	1/2"	3/8" * 5/8" * 3/4"		Roller	W-6205-MR-RB	2.80
	2"	450	2 3/16"	1 3/16"	-	Plain	W-7005-MR	2.72	
		450	2 3/8"	1/2"	3/8" * 5/8" * 3/4"		Roller	W-7005-MR-RB	3.16
6"	1 1/2"	450	1 5/8"	1 3/16"	-	Plain	W-6206-MR	3.00	
		450	1 13/16"	1/2"	3/8" * 5/8" * 3/4"		Roller	W-6206-MR-RB	3.32
	2"	500	2 3/16"	1 3/16"	-	Plain	W-7006-MR	3.70	
		500	2 3/8"	1/2"	3/8" * 5/8" * 3/4"		Roller	W-7006-MR-RB	4.16
	2 1/2"	700	2 3/4"	1 15/16"	-	Plain	W-7106-MR	5.60	
		700	2 27/32"	3/4"	1" * 1 1/4"		Roller	W-7106-MR-RB	7.25
		3"	750	3 1/4"	1 15/16"	-	Plain	W-7506-MR	6.78
			750	3 7/16"	3/4"	1" * 1 1/4"		Roller	W-7506-MR-RB
			750	3 1/4"	3/4"	-	Tapered	W-9106-MR-TB	8.12
			750	3 1/4"	1 15/16"	1 25/64"		Plain	W-9106-MRR
750	3 1/4"	3/4"	1" * 1 1/4"	Roller	W-9106-MRR-RB	9.50			
750	3 1/2"	3/4"	1"	Tapered	W-9106-MRR-TB	9.50			
8"	2"	600	2 3/16"	1 3/16"	-	Plain	W-7008-MR	5.48	
		600	2 3/8"	1/2"	3/8" * 5/8" * 3/4"		Roller	W-7008-MR-RB	5.96
	2 1/2"	850	2 3/4"	1 15/16"	-	Plain	W-7108-MR	8.58	
		850	2 27/32"	3/4"	1" * 1 1/4"		Roller	W-7108-MR-RB	10.23
	3"	900	3 1/4"	1 15/16"	-	Plain	W-7508-MR	10.14	
		900	3 7/16"	3/4"	1" * 1 1/4"		Roller	W-7508-MR-RB	12.03
		900	3 1/4"	3/4"	-	Tapered	W-9108-MR-TB	12.00	
		900	3 1/4"	1 15/16"	1 25/32"		Plain	W-9108-MRR	12.50
		900	3 1/4"	3/4"	1" * 1 1/4"	Roller	W-9108-MRR-RB	12.50	
		900	3 1/2"	3/4"	1" * 1 1/4"	Tapered	W-9108-MRR-TB	12.50	

MOLDON RUBBER

WHEELS

WHEELS

WHEEL						PART NUMBER			
Diameter	Tread Width	Capacity Lbs.	Hub Length	Standard Bore	Alternative Bore	Bearing Type	Part Number	Wheel Weight (lbs)	
10"	2 1/2"	950	2 3/4"	1 15/16"	-	Plain	W-7110-MR	12.16	
		950	2 27/32"	3/4"	1" * 1 1/4"	Roller	W-7110-MR-RB	13.81	
	3"	1,000	3 1/4"	1 15/16"	-	Plain	W-7510-MR	14.02	
		1,000	3 7/16"	3/4"	1" * 1 1/4"	Roller	W-7510-MR-RB	15.91	
		1,000	3 1/4"	3/4"	-	Tapered	W-9110-MR-TB	18.04	
		1,000	3 1/4"	1 15/16"	1 25/32"	Plain	W-9110-MRR	16.00	
		1,000	3 1/4"	3/4"	1" * 1 1/4"	Roller	W-9110-MRR-RB	16.00	
		1,000	3 1/2"	3/4"	1" * 1 1/4"	Tapered	W-9110-MRR-TB	16.00	
	4"	1,500	4 1/4"	2 7/16"	-	Plain	W-96104-MRR	33.00	
		1,500	4 1/4"	1 1/4"	1" * 1 1/2"	Roller	W-96104-MRR-RB	33.00	
		1,500	4 1/2"	1 1/4"	1"	Tapered	W-96104-MRR-TB	33.00	
	12"	2 1/2"	950	2 3/4"	1 15/16"	-	Plain	W-7112-MR	15.20
950			2 27/32"	3/4"	1" * 1 1/4"	Roller	W-7112-MR-RB	16.85	
3"		1,200	3 1/4"	1 15/16"	-	Plain	W-7512-MR	18.46	
		1,200	3 7/16"	3/4"	1" * 1 1/4"	Roller	W-7512-MR-RB	20.35	
		1,200	3 1/4"	3/4"	-	Tapered	W-9112-MR-TB	18.52	
		1,200	3 1/4"	1 15/16"	-	Plain	W-9112-MRR	21.00	
		1,200	3 1/4"	3/4"	1" * 1 1/4"	Roller	W-9112-MRR-RB	21.00	
		1,200	3 1/2"	3/4"	1" * 1 1/4"	Tapered	W-9112-MRR-TB	21.00	
4"		1,600	4 1/4"	2 7/16"	-	Plain	W-96124-MRR	30.00	
		1,600	4 1/4"	1 1/4"	1" * 1 1/2"	Roller	W-96124-MRR-RB	30.00	
		1,600	4 1/2"	1 1/4"	1"	Tapered	W-96124-MRR-TB	30.00	
14"		3"	1,300	3 1/4"	1 15/16"	-	Plain	W-7514-MR	28.38
	1,300		3 7/16"	3/4"	1" * 1 1/4"	Roller	W-7514-MR-RB	30.27	
16"	3"	1,500	3 1/4"	1 15/16"	-	Plain	W-7516-MR	30.60	
		1,500	3 7/16"	3/4"	1" * 1 1/4"	Roller	W-7516-MR-RB	32.50	
	4"	1,500	4 1/4"	2 7/16"	-	Plain	W-96164-MRR	30.00	
		1,500	4 1/4"	1 1/4"	1" * 1 1/2"	Roller	W-96164-MRR-RB	30.00	
		1,500	4 1/2"	1 1/4"	1"	Tapered	W-96164-MRR-TB	30.00	



MOLDON URETHANE WHEELS

600-6,600 LBS

FEATURES

BEARINGS: Plain, Ball, Delrin, Nylon, Roller, Caged Roller, Tapered
TEMPERATURE: -20°F to 175°F
COLOURS: Black Core, Red Tread and Black Core, Orange Rust Tread
DUROMETER: 92 - 95 A Scale for UR, 70 D Scale for URH

DESCRIPTION: Moldon Urethane tread is secured to semi steel core. This wheel allows for an easy, smooth, quiet ride. The Moldon Urethane provides excellent floor protection while carrying extremely heavy loads. Tread is resistant to most chemicals.



EXCELLENT FOR:

- Floor protection
- Factory use
- Abusive applications
- Platform and Stock trucks
- Resistant to most chemicals
- Heavy material handling
- Outdoor use
- Heavy loads
- Smooth Rolling
- Longevity



MOLDON URETHANE



MOLDON URETHANE CROWN



MOLDON URETHANE HEAVY DUTY

WHEEL

PART NUMBER

Diameter	Tread Width	Capacity Lbs.	Hub Length	Standard Bore	Alternative Bore	Bearing Type	Part Number	Wheel Weight (lbs)
4"	1 1/2"	600	1 5/8"	1 3/16"	-	Plain	W-6204-UR	1.66
		600	1 13/16"	1/2"	3/8" * 5/8" * 3/4"	Roller	W-6204-UR-RB	1.96
	2"	800	2 3/16"	1 3/16"	-	Plain	W-7004-UR	2.30
		800	2 3/8"	1/2"	3/8" * 5/8" * 3/4"	Roller	W-7004-UR-RB	2.74
		800	2 3/16"	3/16"	-	Plain	W-7004-URC	2.42
		800	2 3/8"	1/2"	3/8" * 5/8" * 3/4"	Roller	W-7004-URC-RB	2.86
5"	1 1/2"	750	1 5/8"	1 3/16"	-	Plain	W-6205-UR	2.68
		750	1 13/16"	1/2"	3/8" * 5/8" * 3/4"	Roller	W-6205-UR-RB	2.98
	2"	1,200	2 3/16"	1 3/16"	-	Plain	W-7005-UR	3.34
		1,200	2 3/8"	1/2"	3/8" * 5/8" * 3/4"	Roller	W-7005-UR-RB	3.78
		1,200	2 3/16"	1 3/16"	-	Plain	W-7005-URC	2.64
		1,200	2 3/8"	1/2"	3/8" * 5/8" * 3/4"	Roller	W-7005-URC-RB	3.08
6"	1 1/2"	800	1 5/8"	1 3/16"	-	Plain	W-6206-UR	3.16
		800	1 13/16"	1/2"	3/8" * 5/8" * 3/4"	Roller	W-6206-UR-RB	3.46
	2"	1,250	2 3/16"	1 3/16"	-	Plain	W-7006-UR	4.16
		1,250	2 3/8"	1/2"	3/8" * 5/8" * 3/4"	Roller	W-7006-UR-RB	4.60
		1,250	2 3/16"	1 3/16"	-	Plain	W-7006-URC	3.57
		1,250	2 3/8"	1/2"	3/8" * 5/8" * 3/4"	Roller	W-7006-URC-RB	4.01
	2 1/2"	1,600	2 3/4"	1 15/16"	-	Plain	W-7106-UR	6.32
		1,600	2 27/32"	3/4"	1" * 1 1/4"	Roller	W-7106-UR-RB	7.97
	3"	2,000	3 1/4"	1 15/16"	-	Plain	W-7506-UR	7.90
		2,000	3 7/16"	3/4"	1" * 1 1/4"	Roller	W-7506-UR-RB	9.79
		2,000	3 1/4"	3/4"	-	Tapered	W-9106-UR-TB *	11.22
		2,000	3 1/4"	1 15/32"	1 25/32"	Plain	W-9106-URR*	9.50
2,000		3 1/4"	3/4"	1" * 1 1/4"	Roller	W-9106-URR-RB*	9.50	
2,000		3 1/2"	3/4"	1"	Tapered	W-9106-URR-TB*	9.50	
2,400		3 1/4"	1 15/16"	-	Plain	W-9106-URH*	9.50	
2,400		3 1/4"	3/4"	1" * 1 1/4"	Roller	W-9106-URH-RB*	9.50	
2,400	3 1/2"	3/4"	1"	Tapered	W-9106-URH-TB*	9.50		

OPTIONS:

- BB Ball Bearing
- BR Bronze Bushing
- DB Delrin Bearing
- NB Nylon Roller Bearing
- NBSS Stainless Steel Nylon Roller Bearing
- RB Roller Bearing
- RBC Caged Roller Bearing
- RBSS Stainless Steel Roller Bearing
- SSW Steel Side Washer
- SWH Heat-treated Side Washer
- TB Tapered Bearing
- TG Thread Guards

* 1" Thick tread

WHEELS

WHEEL						PART NUMBER		
Diameter	Tread Width	Capacity Lbs.	Hub Length	Standard Bore	Alternative Bore	Bearing Type	Part Number	Wheel Weight (lbs)
6"	4"	3,000	4 1/4"	2 7/16"	-	Plain	W-9664-URR*	17.00
		3,000	4 1/4"	1 1/4"	1 1/2"	Roller	W-9664-URR-RB*	17.00
		3,000	4 1/2"	1 1/4"	1"	Tapered	W-9664-URR-TB*	17.00
		3,600	4 1/4"	2 7/16"	-	Plain	W-9664-URH*	17.00
		3,600	4 1/4"	1 1/4"	1"* 1 1/2"	Roller	W-9664-URH-RB*	17.00
		3,600	4 1/2"	1 1/4"	1"	Tapered	W-9664-URH-TB*	17.00
8"	2"	1,500	2 3/16"	1 3/16"	-	Plain	W-7008-UR	6.20
		1,500	2 3/8"	1/2"	3/8" * 5/8" * 3/4"	Roller	W-7008-UR-RB	6.64
		1,500	2 3/16"	1 3/16"	-	Plain	W-7008-URC	5.76
		1,500	2 3/8"	1/2"	3/8" * 5/8" * 3/4"	Roller	W-7008-URC-RB	6.20
	2 1/2"	2,000	2 3/4"	1 15/16"	-	Plain	W-7108-UR	11.22
		2,000	2 27/32"	3/4"	1"* 1 1/4"	Roller	W-7108-UR-RB	12.87
	3"	2,500	3 1/4"	1 15/16"	-	Plain	W-7508-UR	12.34
		2,500	3 7/16"	3/4"	1"* 1 1/4"	Roller	W-7508-UR-RB	14.23
		2,500	3 1/4"	3/4"	-	Tapered	W-9108-UR-TB*	17.70
		3,100	3 1/4"	1 15/16"	-	Plain	W-9108-URR*	17.00
		3,100	3 1/4"	3/4"	1"* 1 1/4"	Roller	W-9108-URR-RB*	17.00
		3,100	3 1/2"	3/4"	1"	Tapered	W-9108-URR-TB*	17.00
		3,700	3 1/4"	1 15/16"	-	Plain	W-9108-URH*	17.00
		3,700	3 1/4"	3/4"	1"* 1 1/4"	Roller	W-9108-URH-RB*	17.00
		3,700	3 1/2"	3/4"	1"	Tapered	W-9108-URH-TB *	17.00
		4"	3,800	4 1/4"	2 7/16"	-	Plain	W-9684-URR
	3,800		4 1/4"	1 1/4"	1 1/2"	Roller	W-9684-URR-RB	20.00
	3,800		4 1/2"	1 1/4"	1"	Tapered	W-9684-URR-TB	20.00
4,500	4 1/4"		2 7/16"	-	Plain	W-9684-URH	20.00	
4,500	4 1/4"		1 1/4"	1"* 1 1/2"	Roller	W-9684-URH-RB	20.00	
4,500	4 1/2"		1 1/4"	1"	Tapered	W-9684-URH-TB	20.00	
10"	2 1/2"	2,200	2 3/4"	1 15/16"	-	Plain	W-7110-UR	14.02
		2,200	2 27/32"	3/4"	1"* 1 1/4"	Roller	W-7110-UR-RB	15.67
	3"	3,000	3 1/4"	1 15/16"	-	Plain	W-7510-UR	16.64
		3,000	3 7/16"	3/4"	1"* 1 1/4"	Roller	W-7510-UR-RB	18.53
		3,000	3 1/4"	3/4"	-	Tapered	W-9110-UR-TB*	23.46
		3,700	3 1/4"	1 15/16"	2 7/16"	Plain	W-9110-URR*	24.00
		3,700	3 1/4"	3/4"	1"* 1 1/4" * 1 1/2"	Roller	W-9110-URR-RB*	24.00
		3,700	3 1/2"	3/4"	1"* 1 1/4"	Tapered	W-9110-URR-TB*	24.00
		4,400	3 1/4"	1 15/16"	2 7/16"	Plain	W-9110-URH*	24.00
		4,400	3 1/4"	1 1/4"	3/4" * 1" * 1 1/2"	Roller	W-9110-URH-RB*	24.00
4,400	3 1/2"	3/4"	1"* 1 1/4"	Tapered	W-9110-URH-TB*	24.00		

* 1" Thick tread

WHEELS

WHEEL							PART NUMBER		
Diameter	Tread Width	Capacity Lbs.	Hub Length	Standard Bore	Alternative Bore	Bearing Type	Part Number	Wheel Weight (lbs)	
10"	4"	5,000	4 1/4"	2 7/16"	-	Plain	W-96104-URR*	33.00	
		5,000	4 1/4"	1 1/4"	1"* 1 1/2"	Roller	W-96104-URR-RB*	33.00	
		5,000	4 1/2"	1 1/4"	1"	Tapered	W-96104-URR-TB*	33.00	
		6,000	4 1/4"	2 7/16"	-	Plain	W-96104-URH*	33.00	
		6,000	4 1/4"	1 1/4"	1"* 1 1/2"	Roller	W-96104-URH-RB*	33.00	
		6,000	4 1/2"	1 1/4"	1"	Tapered	W-96104-URH-TB*	33.00	
		12"	2 1/2"	2,500	2 3/4"	1 15/16"	-	Plain	W-7112-UR
2,500	2 27/32"			3/4"	1"* 1 1/4"	Roller	W-7112-UR-RB	20.81	
3"	3"		3,500	3 1/4"	1 15/16"	-	Plain	W-7512-UR	21.74
			3,500	3 7/16"	3/4"	1"* 1 1/4"	Roller	W-7512-UR-RB	23.63
			3,500	3 1/4"	3/4"	-	Tapered	W-9112-UR-TB *	31.22
			3,800	3 1/4"	2 7/16"	-	Plain	W-9112-URR *	24.00
			3,800	3 1/4"	3/4"	1"* 1 1/4" * 1 1/2"	Roller	W-9112-URR-RB *	24.00
			3,800	3 1/2"	3/4"	1"* 1 1/4"	Tapered	W-9112-URR-TB *	24.00
			4,600	3 1/4"	2 7/16"	-	Plain	W-9112-URH *	24.00
			4,600	3 1/4"	1 1/4"	3/4" * 1" * 1 1/2"	Roller	W-9112-URH-RB *	24.00
			4,600	3 1/2"	3/4"	1"* 1 1/4"	Tapered	W-9112-URH-TB *	24.00
			4"	4"	5,500	4 1/4"	2 7/16"	-	Plain
5,500	4 1/4"				1 1/4"	1 1/2"	Roller	W-96124-URR-RB *	30.00
5,500	4 1/2"				1 1/4"	1"	Tapered	W-96124-URR-TB *	30.00
6,600	4 1/4"				2 7/16"	-	Plain	W-96124-URH *	30.00
6,600	4 1/4"				1 1/4"	1"* 1 1/2"	Roller	W-96124-URH-RB *	30.00
6,600	4 1/2"	1 1/4"			1"	Tapered	W-96124-URH-TB *	30.00	

* 1" Thick tread



NYROLL™

800-1,800 LBS

WHEELS



FEATURES

BEARINGS: Plain, Precision, Roller Bearing, Caged Roller Bearing
TEMPERATURE: -45°F to 200°F
COLOURS: White
DUROMETER: 75 - 85 D Scale
DESCRIPTION: This non-marking nylon wheel is a low cost alternative while providing high load capacities.

The Nyroll wheel is resistant to impact abrasion, corrosion and the effect of many chemicals. Nyroll™ wheels are resistant to oils, fats, most alkalis, soaps and detergents but should not be used in contact acids. One of the benefits of nylon is that it is unaffected by water and its use in the wet environments actually enhances its self-lubricating properties. This wheel is ideal for industrial and institutional applications.

EXCELLENT FOR:

- Floor protection
- Factory use
- Waste bins
- Platform trucks
- Stock trucks
- Heavy material handling
- Easy rolling
- Heavy loads



NYROLL™

OPTIONS:

- BB Ball Bearing
- BR Bronze Bushing
- DB Delrin Bearing
- NB Nylon Roller Bearing
- PB Precision Ball Bearing
- PBSS Stainless Steel Precision Bearing
- RB Roller Bearing
- RBC Caged Roller Bearing
- RBSS Stainless Steel Roller Bearing
- SSW Steel Side Washer
- SWH Heat-treated Side Washer
- TB Tapered Bearing
- TG Thread Guards
- Z Zerk in Wheel

SPECIAL:

- Resistant to most chemicals
- Non-marking
- Moisture friendly
- Maintenance free
- One piece solid nylon
- Same capacity as Steel wheels
- Custom sizes available

WHEEL							PART NUMBER		
Diameter	Tread Width	Capacity Lbs.	Hub Length	Standard Bore	Alternative Bore	Bearing Type	Part Number	Wheel Weight (lbs)	
4"	1 1/2"	600	1 5/8"	1 3/16"	-	Plain Roller	W-6204-NYN	0.45	
		600	1 13/16"	1/2"	3/8" * 5/8" * 3/4"		W-6204-NYN-RB		0.80
4"	2"	900	2 3/16"	1 3/16"	-	Plain Roller	W-7004-NYN	0.78	
		900	2 3/8"	1/2"	3/8" * 5/8" * 3/4"		W-7004-NYN-RB		1.22
5"	1 1/2"	600	1 5/8"	1 3/16"	-	Plain Roller	W-6205-NYN	0.62	
		600	1 13/16"	1/2"	3/8" * 5/8" * 3/4"		W-6205-NYN-RB		1.00
	2"	1,000	2 3/16"	1 3/16"	-	Plain Roller	W-7005-NYN	1.14	
1,000	2 3/8"	1/2"	3/8" * 5/8" * 3/4"	W-7005-NYN-RB	1.58				
5"	2 1/2"	1,300	2 3/4"	1 15/16"	-	Plain Precision Roller	W-7105-NYN	1.98	
		1,300	3"	3/4"	-		W-7105-NYN-PB		2.36
		1,300	2 27/32"	3/4"	1" * 1 1/4"		W-7105-NYN-RB		3.63
6"	1 1/2"	800	1 5/8"	1 3/16"	-	Plain Roller	W-6206-NYN	1.22	
		800	1 13/16"	1/2"	3/8" * 5/8" * 3/4"		W-6206-NYN-RB		1.52
	2"	1,200	2 3/16"	1 3/16"	-	Plain Roller	W-7006-NYN	1.61	
1,200	2 3/8"	1/2"	3/8" * 5/8" * 3/4"	W-7006-NYN-RB	2.05				
6"	2 1/2"	1,600	2 3/4"	1 15/16"	-	Plain Precision Roller	W-7106-NYN	2.33	
		1,600	3"	3/4"	-		W-7106-NYN-PB		3.82
		1,600	2 27/32"	3/4"	1" * 1 1/4"		W-7106-NYN-RB		3.98
8"	2"	1,400	2 3/16"	1 3/16"	-	Plain Roller	W-7008-NYN	2.45	
		1,400	2 3/8"	1/2"	5/8" * 3/4"		W-7008-NYN-RB		2.89
	2 1/2"	1,800	2 3/4"	1 15/16"	-	Plain Precision Roller	W-7108-NYN	4.23	
1,800	3"	3/4"	-	W-7108-NYN-PB	5.58				
1,800	2 27/32"	3/4"	1" * 1 1/4"	W-7108-NYN-RB	5.88				



PNEUMATIC

300-620LBS

WHEELS



FEATURES

BEARINGS: Sealed Precision Ball Bearings (unless otherwise specified)
TEMPERATURE: -20°F to 130°F
FINISH: Steel Grey Hub
SPECIAL: Ply rating is 4, maximum PSI is 50 (unless otherwise specified)

DESCRIPTION: Pneumatic wheels are excellent for applications where floor and equipment protection is vital. The air pressure provides for shock absorption, quiet operation and ease of rolling. Excellent for delicate materials and uneven and rough floor surfaces. For manual operation only.

EXCELLENT FOR:

- Uneven floors such as agricultural, institutional and industrial
- Quiet Cushion ride
- Shock and Vibration
- Prolonging equipment life
- Floor Protection
- Platform and Large stock trucks
- Food Service equipment
- Hotel Equipment



PNEUMATIC LUG



PNEUMATIC SAWTOOTH

HUB SIZE:

HUB LENGTH	CODE#
2"	A
2 1/4"	B
2 1/2"	C
2 3/4"	K
2 5/8"	D
3"	E
3 1/4"	I
4"	F
4 1/4"	H

WHEEL										PART NUMBER	
Diameter	Tread Width	Capacity Lbs.	Hub Length	Hub Type	Tire Colour	Standard Bore	Alternative Bore	Bearing Type	Tread Style	Part Number	Wheel Weight (lbs)
8"	2 1/2" (2.50-4)	300	2 1/4"	Center	Black	1/2"	5/8" * 3/4"	Precision Ball	Lug	W-7908-PNCB-PBB	3.00
		300	2 1/4"	Offset	Black	5/8"	1/2" * 3/4"	Precision Ball	Lug	W-7908-PNOB-PBB	3.00
		300	3"	Center	Black	1/2"	5/8" * 3/4"	Precision Ball	Lug	W-7908-PNCE-PBB	3.00
10"	3 1/2" (4.10/3.50-4)	350	2"	Center	Black	3/4"	1/2" * 5/8"	Precision Ball	Sawtooth	W-7910-PNCA-PBB	4.00
		350	2"	Offset	Black	5/8"	1/2" * 3/4"	Precision Ball	Sawtooth	W-7910-PNOA-PBB	4.00
		350	2 1/4"	Offset	Black	5/8"	1/2" * 3/4"	Precision Ball	Sawtooth	W-7910-PNOB-PBB	4.00
		350	3"	Center	Black	3/4"	1/2" * 5/8"	Precision Ball	Sawtooth	W-7910-PNCE-PBB	4.00
		350	4"	Center	Black	1/2"	5/8" * 3/4"	Precision Ball	Sawtooth	W-7910-PNCF-PBB	4.00
12"	3 1/2" (4.10/3.50-6)	450	4"	Center	Black	1/2"	5/8" * 3/4"	Precision Ball	Sawtooth	W-7912-PNCF-PBB	6.60
13"	5" (13X5-6)	375	2 3/4"	Offset	Black	5/8"	1/2" * 3/4"	Ball	Traction	W-78135-PNOK-BBA	6.10
16"	4" (4.80/4.00-8)	575	4"	Center	Black	3/4"	1/2" * 5/8"	Precision Ball	Rib	W-7916-PNCF-PBB	11.50
	6 1/2" (16X6.50-8)	620	4"	Center	Black	1"	-	Ball	Traction	W-781665-PNCF-BBA	13.25

* All 8", 10" and 12" Pneumatics are fitted with a 3 pc. Split Rim / Bolt through flanged hub design

* Special Order / Designs available by special order

Δ 30 PSI max.



FLAT FREE

275-500LBS

WHEELS



FEATURES

BEARINGS: Precision Ball Bearings
TEMPERATURE: -20°F to 130°F
COLOURS: Silver Core, Black Tread, UV Grey
DUROMETER: 90 - 98 A Scale

DESCRIPTION: Flat Free tires provide the bounce and load handling characteristics similar to pneumatic tires, except they never lose air. Flat Free are excellent for applications where floor and equipment is vital. The wheel provides for shock absorption, quiet operation and of rolling. Flat Free are light weight, non-marking moulded onto a heavy duty steel rim with high quality sealed ball bearings. For manual operation only.

EXCELLENT FOR:

- Uneven floors such as agricultural, institutional and industrial
- Quiet Cushion ride
- Moist environments
- Shock and Vibration
- Prolonging equipment life
- Floor Protection
- Platform and Large stock trucks
- Food Service equipment
- Hotel Equipment
- Small waste bins
- Factory use
- Textile carts
- Abusive applications



FLAT FREE SAWTOOTH



FLAT FREE SAWTOOTH



FLAT FREE SAWTOOTH

WHEEL										PART NUMBER	
Diameter	Tread Width	Capacity Lbs.	Hub Length	Hub Type	Tire Colour	Standard Bore	Alternative Bore	Bearing Type	Tread Style	Part Number	Wheel Weight (lbs)
6"	2"	275	2 1/2"	Center	Black	1/2"	-	Precision Ball	Sawtooth	W-7006-FFCC-PBB	1.70
8"	2"	280	2 1/2"	Center	Black	1/2"	-	Precision Ball	Sawtooth	W-7008-FFCC-PBB	1.70
		275	2 1/4"	Offset	Black	5/8"	1/2" * 3/4"	Precision Ball	Lug	W-7908-FFOB-PBB	2.70
	275	3"	Center	Black	1/2"	5/8" * 3/4"	Precision Ball	Lug	W-7908-FFCE-PBB	2.70	
	275	3"	Center	Grey	1/2"	5/8" * 3/4"	Precision Ball	Lug	W-7908-FFCEG-PBB*	2.70	
10"	3 1/2" (4.10/3.50x4)	300	2"	Offset	Black	5/8"	1/2" * 3/4"	Precision Ball	Sawtooth	W-7910-FFOA-PBB	3.75
		300	2 1/4"	Offset	Black	5/8"	1/2" * 3/4"	Precision Ball	Sawtooth	W-7910-FFOB-PBB	3.75
		300	3"	Center	Black	5/8"	1/2" * 3/4"	Precision Ball	Sawtooth	W-7910-FFCE-PBB	3.75
		300	4"	Center	Black	1/2"	5/8" * 3/4"	Precision Ball	Sawtooth	W-7910-FFCF-PBB	4.00
12"	3 1/2" (4.10/3.50x6)	400	4"	Center	Black	1/2"	5/8" * 3/4"	Precision Ball	Sawtooth	W-7912-FFCF-PBB	6.00
		400	4"	Center	Black	3/4"	1/2" * 5/8"	Precision Ball	Rib	W-7916-FFCF-PBB	8.00

HUB SIZE:

HUB LENGTH	CODE#
2"	A
2 1/4"	B
2 1/2"	C
2 5/8"	D
3"	E
3 1/4"	I
4"	F
4 1/4"	H

SPECIAL:

- Non-marking under normal conditions
- Light weight
- Less downtime
- Maintenance Free
- Moisture friendly
- Many combinations of core and tread colours available
- Sealed Ball Bearing

* Special Order / Designs available by special order



PHENOLIC

WHEELS

200-4,000 LBS

FEATURES

BEARINGS: Plain, Ball, Delrin, Nylon, Roller, Caged Roller, Tapered
TEMPERATURE: Regular with Plastic Side Washer - 50°F to 180°F Regular with Steel Side Washer - 50°F to 250°F High -40°F to 475°F continuously, 525°F intermittently
COLOURS: Regular Temp - Black; High Temp - Brown
DUROMETER: 102 Rockwell E

DESCRIPTION: Made of macerated canvas impregnated with phenolic resin. The Phenolic wheel is resistant to grease, oil and most chemical substances. This wheel is non-marking and provides for high floor protection. While the wheel is very light, it maintains a high load rating.



PHENOLIC



PHENOLIC STRAIGHT SIDED



HIGH-TEMP PHENOLIC

EXCELLENT FOR:

- Floor protection
- Factory use
- Waste bins
- Platform and Stock trucks
- Bakery applications
- Heavy material handling
- Easy rolling
- Heavy loads

OPTIONS:

- BB Ball Bearing
- BR Bronze Bushing
- DB Delrin Bearing
- NB Nylon Roller Bearing
- NBSS Stainless Steel Nylon Roller Bearing
- RB Roller Bearing
- RBC Caged Roller Bearing
- RBSS Stainless Steel Roller Bearing
- SSW Steel Side Washer
- SWH Heat-treated Side Washer
- TB Tapered Bearing
- TG Thread Guards
- Z Zerk in Wheel

SPECIAL:

Laminated Phenolic wheels (PHL) have the same base specs as the standard Phenolic wheel with the exception of weight capacity. The weight capacity of PHL wheels are 25% greater than the standard PH wheels. High resistance to chipping and fraying. Contact customer service department for more details.

WHEEL							PART NUMBER		
Diameter	Tread Width	Capacity Lbs.	Hub Length	Standard Bore	Alternative Bore	Bearing Type	Part Number	Wheel Weight (lbs)	
3"	1 1/4"	200	1 3/8"	5/16"	3/8" * 1/2"	Steel	W-1930-HTPH	0.86	
		400	1 3/8"	5/16"	3/8" * 1/2"				
3"	1 1/2"	500	1 5/8"	1 3/16"	-	Plain Roller	W-5003-PH	0.50	
		500	1 5/8"	3/8"	5/16" * 1/2" 5/8" * 3/4"				
3 1/4"	1 1/2"	600	1 5/8"	1 3/16"	-	Plain Roller	W-6203-PH	0.53	
		600	1 13/16"	1/2"	3/8" * 5/8" * 3/4"				
	2"	700	2 3/16"	1 3/16"	-	Plain Roller	W-7003-PH	0.72	
		700	2 3/16"	1/2"	5/8" * 3/4"				
4"	1 1/4"	250	1 3/8"	5/16"	3/8" * 1/2"	Steel	W-1940-HTPH	1.29	
		400	1 3/8"	5/16"	3/8" * 1/2"				
	1 1/2"	400	1 5/8"	3/8"	1/2"	Steel	W-4004-HTPH	0.94	
		400	1 5/8"	1 3/16"	-				
		400	1 13/16"	1/2"	3/8" * 5/8" * 3/4"	Roller	W-6204-HTPH-RB	1.31	
		600	1 5/8"	3/8"	1/2"				
		600	1 5/8"	1 3/16"	-	Plain	W-4004-PH	0.73	
		600	1 5/8"	1 3/16"	-				
	600	1 13/16"	1/2"	5/16" * 1/2" * 5/8" * 3/4"	Roller	W-6204-PH-RB	1.00		
	600	1 13/16"	1/2"	5/16" * 1/2" * 5/8" * 3/4"					
4"	2"	600	2 3/16"	1 3/16"	-	Plain Roller	W-7004-HTPH	1.31	
		600	2 3/8"	1/2"	3/8" * 5/8" * 3/4"				
	800	800	2 3/16"	1 3/16"	-	Plain	W-7004-PH	1.01	
		800	2 3/8"	1/2"	3/8" * 5/8" * 3/4"				
5"	1 1/4"	300	1 3/8"	5/16"	3/8" * 1/2"	Steel	W-1950-HTPH	1.89	
		400	1 3/8"	5/16"	3/8" * 1/2"				
	1 1/2"	400	1 5/8"	1 3/16"	-	Plain	W-6205-HTPH	1.05	
		400	1 13/16"	1/2"	3/8" * 5/8" * 3/4"				
		600	1 5/8"	1 3/16"	-	Plain	W-6205-PH	1.10	
		600	1 13/16"	1/2"	5/16" * 1/2" * 5/8" * 3/4"				
	2"	750	2 3/16"	1 3/16"	-	Plain	W-7005-HTPH	1.50	
		750	2 3/8"	1/2"	3/8" * 5/8" * 3/4"				
1,000		2 3/16"	1 3/16"	-	Plain	W-7005-PH	1.50		
1,000		2 3/8"	1/2"	3/8" * 5/8" * 3/4"					

PHENOLIC WHEELS

WHEELS

WHEEL						PART NUMBER			
Diameter	Tread Width	Capacity Lbs.	Hub Length	Standard Bore	Alternative Bore	Bearing Type	Part Number	Wheel Weight (lbs)	
6"	1 1/2"	500	1 5/8"	1 3/16"	-	Plain	W-6206-HTPH	1.90	
		500	1 13/16"	1/2"	3/8" * 5/8" * 3/4"	Roller	W-6206-HTPH-RB	2.30	
		800	1 5/8"	1 3/16"	-	Plain	W-6206-PH	1.36	
		800	1 13/16"	1/2"	3/8" * 5/8" * 3/4"	Roller	W-6206-PH-RB	1.66	
	2"	900	2 3/16"	1 3/16"	-	Plain	W-7006-HTPH	2.30	
		900	2 3/8"	1/2"	3/8" * 5/8" * 3/4"	Roller	W-7006-HTPH-RB	2.84	
		1,200	2 3/16"	1 3/16"	-	Plain	W-7006-PH	2.30	
		1,200	2 3/8"	1/2"	3/8" * 5/8" * 3/4"	Roller	W-7006-PH-RB	2.74	
		1,500	2 3/16"	1 3/16"	-	Plain	W-7006-PHSS	2.76	
		1,500	2 3/8"	1/2"	5/8" * 3/4"	Roller	W-7006-PHSS-RB	3.20	
	2 1/2"	1,600	2 3/4"	1 15/16"	-	Plain	W-7106-PH	3.30	
		1,600	2 27/32"	3/4"	1" * 1 1/4"	Roller	W-7106-PH-RB	4.95	
3"	2,000	3 1/4"	1 15/16"	-	Plain	W-7506-PH	4.40		
	2,000	3 7/16"	3/4"	1" * 1 1/4"	Roller	W-7506-PH-RB	6.29		
8"	2"	1,100	2 3/16"	1 3/16"	-	Plain	W-7008-HTPH	3.60	
		1,100	2 3/8"	1/2"	5/8" * 3/4"	Roller	W-7008-HTPH-RB	4.14	
		1,400	2 3/16"	1 3/16"	-	Plain	W-7008-PH	3.60	
		1,400	2 3/8"	1/2"	5/8" * 3/4"	Roller	W-7008-PH-RB	4.04	
	2 1/2"	2,000	2 3/4"	1 15/16"	-	Plain	W-7108-PH	5.27	
		2,000	2 27/32"	3/4"	1" * 1 1/4"	Roller	W-7108-PH-RB	6.92	
	3"	2,500	3 1/4"	1 15/16"	-	Plain	W-7508-PH	5.90	
		2,500	3 7/16"	3/4"	1" * 1 1/4"	Roller	W-7508-PH-RB	7.79	
	10"	2 1/2"	2,500	2 3/4"	1 15/16"	-	Plain	W-7110-PH	6.80
2,500			2 27/32"	3/4"	1" * 1 1/4"	Roller	W-7110-PH-RB	8.45	
3"		2,900	3 1/4"	1 15/16"	-	Plain	W-7510-PH	8.60	
2,900	3 7/16"	3/4"	1" * 1 1/4"	Roller	W-7510-PH-RB	10.49			
12"	2 1/2"	3,000	2 3/4"	1 15/16"	-	Plain	W-7112-PH	10.72	
		3,000	2 27/32"	3/4"	1" * 1 1/4"	Roller	W-7112-PH-RB	12.37	
	3"	3,500	3 1/4"	1 15/16"	-	Plain	W-7512-PH	11.60	
3,500	3 7/16"	3/4"	1" * 1 1/4"	Roller	W-7512-PH-RB	13.59			
16"	3"	4,000	4 1/4"	2 7/16"	-	Plain	W-7516-PH	23.10	
		4,000	4 1/4"	3/4"	1" * 1 1/4"	Roller	W-7516-PH-RB	26.74	



POLYOLEFIN WHEELS 25-900LBS



FEATURES

BEARINGS: Plain, Nylon, Delrin, Steel Roller, Caged Roller
TEMPERATURE: -20°F to 180°F
COLOURS: Black
DUROMETER: 65-70 D scale

DESCRIPTION: The Polyolefin wheel is light in weight, very economical and high impact strength. Non-marking, non-chipping, oil and chemical resistant, non-absorbent and steam cleanable wheel provides for floor protection.

EXCELLENT FOR:

- Factory use
- Platform trucks
- Resistant to most chemicals
- Easily maintained
- Economical



POLYOLEFIN



POLYOLEFIN



POLYOLEFIN



POLYOLEFIN (POX)

WHEEL

PART NUMBER

Diameter	Tread Width	Capacity Lbs.	Hub Length	Standard Bore	Alternative Bore	Bearing Type	Part Number	Wheel Weight (lbs)
1 5/8"	11/16"	50	3/4"	3/16"	1/4" * 5/16"	Plain	W-0160-PO	0.03
1 3/4"	Ball	75	1 5/8"	1/4"	-	Plain	W-0600-PO	0.12
2"	15/32"	25	9/16"	3/16"	-	Plain	W-0200-PO	0.03
	Ball	75	1 27/32"	1/4"	-	Plain	W-0650-PO	0.12
	7/8"	100	1"	1/4"	-	Plain	W-0800-PO	0.05
2 1/2"	7/8"	125	1"	1/4"	3/8"	Plain	W-0820-PO	0.11
	1 1/8"	200	1 3/8"	5/16"	3/8" * 1/2"	Plain	W-4025-PO	0.13
2 5/8"	1 1/2"	350	1 9/16"	12mm	-	Roller	W-54260-PO-RB	0.31
3"	7/8"	150	1"	1/4"	3/8" * 5/16" * 1/2"	Plain	W-0830-PO	0.15
	1 1/4"	150	1 3/8"	5/16"	3/8" * 1/2"	Plain	W-1030-PO	0.18
		250	1 9/16"	5/16"	-	Plain	W-1930-PO	0.18
		250	1 9/16"	3/8"	1/2"	Plain	W-4003-PO	0.18
	1 3/8"	250	1 9/16"	3/8"	-	Plain	W-4003-POHD	0.28
1 1/2"	400	1 5/8"	3/8"	5/16"	5/16"	Steel	W-6203-PO	0.35
	400	1 5/8"	1 3/16"	1/2"	1/2" * 5/8"	Plain	W-6203-PO	0.27
	400	1 13/16"	1/2"	3/8" * 5/8" * 3/4"	3/8" * 5/8" * 3/4"	Roller	W-6203-PO-RB	0.57
4"	1"	150	1 3/16"	5/16"	3/8" * 1/2"	Plain	W-1040-PO	0.22
	1 1/2"	250	1 9/16"	5/16"	3/8" * 1/2" * 5/8"	Steel	W-1940-PO	0.33
		275	1 11/16"	3/8"	1/2"	Plain	W-5004-PO	0.27
		400	1 5/8"	1 3/16"	-	Plain	W-6204-PO	0.35
		400	1 13/16"	1/2"	3/8" * 5/8" * 3/4"	Roller	W-6204-PO-RB	0.65
	2"	550	2 3/16"	1 3/16"	3/4"	3/4"	Plain	W-7004-POX
550		2 3/8"	1/2"	3/8" * 5/8" * 3/4"	Roller	W-7004-POX-RB	0.86	

OPTIONS:

- BB Ball Bearing
- DB Delrin Bearing
- NB Nylon Roller Bearing
- RB Roller Bearing
- RBC Caged Roller Bearing
- RBSS Stainless Steel Roller Bearing
- SSW Steel Side Washer
- SWH Heat-treated Side Washer
- T Through Bore (POX wheel only)
- TG Thread Guards

SPECIAL:

- Resistant to most chemicals
- Non-marking
- Moisture friendly
- Maintenance free

* Custom sizes available

POLYOLEFIN

WHEELS

WHEELS

CUSTOM SIZES AVAILABLE

WHEEL							PART NUMBER		
Diameter	Tread Width	Capacity Lbs.	Hub Length	Standard Bore	Alternative Bore	Bearing Type	Part Number	Wheel Weight (lbs)	
5"	1"	150	1 3/16"	5/16"	3/8" * 1/2"	Plain	W-1050-PO	0.29	
	1 1/4"	250	1 3/8"	5/16"	3/8" * 1/2"	Plain	W-1950-PO	0.45	
	1 1/2"	275	1 9/16"	3/8"	5/16" * 1/2"	Plain	W-5005-PO	0.53	
		450	1 5/8"	1 3/16"	-	Plain	W-6205-PO	0.49	
		450	1 13/16"	1/2"	3/8" * 5/8" * 3/4"	Roller	W-6205-PO-RB	0.79	
	2"	375	2 1/4"	3/8"	1/2"	Plain	W-5305-PO	0.52	
		650	2 3/16"	1 3/16"	3/4"	Plain	W-7005-POX	0.55	
		650	2 3/8"	1/2"	3/8" * 5/8" * 3/4"	Roller	W-7005-POX-RB	0.99	
6"	1 1/2"	550	1 5/8"	1 3/16"	-	Plain	W-6206-PO	0.89	
		550	1 13/16"	1/2"	3/8" * 5/8" * 3/4"	Roller	W-6206-PO-RB	1.28	
	2"	700	2 3/16"	1 3/16"	3/4"	Plain	W-7006-POX	0.71	
		700	2 3/8"	1/2"	3/8" * 5/8" * 3/4"	Roller	W-7006-POX-RB	1.15	
8"	2"	900	2 3/16"	1 3/16"	3/4"	Plain	W-7008-POX	1.15	
		900	2 3/8"	1/2"	5/8" * 3/4"	Roller	W-7008-POX-RB	1.59	



PROTECH™

WHEELS

75-1,100LBS



FEATURES

BEARINGS: Plain, Delrin, Roller Bearing
TEMPERATURE: -45°F to 180°F
COLOURS: Black core, Grey Tread. Custom colour inquires welcome
DUROMETER: 65 - 78(+/-) A Scale
 45 - 50(+/-) D Scale for 7/8" Treads Only

DESCRIPTION: The ProTech™ treaded wheel is secured to its polyolefin core. It is highly resistant to most chemicals and excellent for all floor surfaces. This wheel provides for medium load capacities & is great for moist & wet environments. Quiet and easy rolling, this wheel is shock absorbing and will reject most floor debris.

EXCELLENT FOR:

- Resistant to most chemicals
- Quiet Cushion ride
- Moist environments
- Shock and Vibration
- Prolonging equipment life
- Floor Protection
- Rejects floor debris
- Platform and Large stock trucks
- Food Service equipment
- Hotel Equipment
- Small waste bins
- Factory use
- Textile carts
- Abusive applications

OPTIONS:

- A Alternative Hub
- BB Ball Bearing
- DB Delrin Bearing
- NB Nylon Roller Bearing
- PB Precision Bearing
- PBSS Stainless Steel Precision Bearing
- RB Roller Bearing
- RBC Caged Roller Bearing
- RBSS Stainless Steel Roller Bearing
- SSW Steel Side Washer
- SWH Heat-treated Side Washer
- TG Thread Guards
- Z Zerk in Wheel
(tread widths of 1 1/2" and up)

SPECIAL:

- Resistant to most chemicals
- Non-marking under normal conditions
- ProTech™ material securely bonded to polyolefin core
- Maintenance free
- Moisture friendly
- Many combination of core and tread colours available

PRO = CROWNED TREAD
 PROF = FLAT TREAD



PROTECH™ BLUE (PROFB)



PROTECH™ RED (PROFR)



PROTECH™ CROWNED BLACK (PROBL-TG)



PROTECH™ CROWNED (PRO)



PROTECH™ FLAT (PROF)



PROTECH™ CROWNED BLACK (PROBL)

WHEEL						PART NUMBER				
Diameter	Tread Width	Capacity Lbs.	Hub Length	Standard Bore	Alternative Bore	Bearing Type	Part Number	Wheel Weight (lbs)		
2"	7/8"	75	1"	1/4"	5/16" * 3/8"	Plain	W-0800-PROF	0.10		
2 1/2"	7/8"	75	1"	1/4"	5/16" * 3/8"	Plain	W-0820-PROF	0.10		
3"	1 1/4"	75	1"	1/4"	5/16" * 3/8"	Plain	W-0830-PROF	0.14		
		225	1 3/8"	5/16"	3/8" * 1/2"	Plain	W-1930-PROF	0.30		
		225	1 9/16"	5/16" A	3/8" A * 1/2" A	Plain	W-1930-PROF	0.31		
		225	1 5/8"	5/16"	3/8" * 1/2"	Ball	W-1930-PROF-BB	0.42		
		225	1 5/8"	5/16"	3/8" * 1/2"	Ball	W-1930-PROFB-BB	0.42		
4"	1 1/4"	275	1 3/8"	5/16"	3/8" * 1/2"	Plain	W-1940-PROF	0.43		
		275	1 9/16"	5/16" A	3/8" A * 1/2" A	Plain	W-1940-PROF	0.44		
		275	1 5/8"	5/16"	3/8" * 1/2"	Ball	W-1940-PROF-BB	0.58		
		275	1 5/8"	5/16"	3/8" * 1/2"	Ball	W-1940-PROFB-BB	0.58		
		275	1 5/8"	5/16"	3/8" * 1/2"	Ball	W-1940-PROFR-BB	0.58		
	1 1/2"	275	1 3/4"	3/8"	5/16"	5/16"	Precision	W-6204-PRO-PB-TG	0.65	
		325	1 5/8"	1 3/16"	-	-	Plain	W-6204-PROF	0.50	
		325	1 5/8"	1/2"	3/8"	3/8"	Precision	W-6204-PROF-PB	0.74	
		325	1 13/16"	1/2"	3/8" * 5/8" * 3/4"	3/8" * 5/8" * 3/4"	Roller	W-6204-PROF-RB	0.78	
		300	2 3/16"	1 3/16"	-	-	Plain	W-7004-PRO	0.70	
5"	1 1/4"	300	2 3/16"	1/2"	3/8" * 5/8" * 3/4"	Precision	W-7004-PRO-PB	0.98		
		300	2 3/8"	1/2"	3/8" * 5/8" * 3/4"	Roller	W-7004-PRO-RB	0.96		
		275	1 3/8"	5/16"	3/8" * 1/2"	Plain	W-1950-PROF	0.57		
		275	1 9/16"	5/16" A	3/8" A * 1/2" A	Plain	W-1950-PROF	0.58		
		275	1 5/8"	5/16"	3/8" * 1/2"	Ball	W-1950-PROF-BB	0.73		
	1 1/2"	275	1 5/8"	5/16"	3/8" * 1/2"	Ball	W-1950-PROFB-BB	0.73		
		275	1 5/8"	5/16"	3/8" * 1/2"	Ball	W-1950-PROFR-BB	0.73		
		325	1 3/4"	3/8"	5/16"	5/16"	Precision	W-6205-PROBL-PB-TG	0.76	
		350	1 5/8"	1 3/16"	-	-	Plain	W-6205-PROF	0.62	
		350	1 5/8"	1/2"	3/8"	3/8"	Precision	W-6205-PROF-PB	0.98	
		350	1 13/16"	1/2"	3/8" * 5/8" * 3/4"	3/8" * 5/8" * 3/4"	Roller	W-6205-PROF-RB	0.94	

WHEELS

PRO = CROWNED TREAD
PROF = FLAT TREAD

WHEEL					PART NUMBER					
Diameter	Tread Width	Capacity Lbs.	Hub Length	Standard Bore	Alternative Bore	Bearing Type	Part Number	Wheel Weight (lbs)		
5"	2"	375	2 3/16"	1 3/16"	-	Plain	W-7005-PRO	1.04		
		375	2 3/16"	1/2"	3/8" * 5/8" * 3/4"	Precision	W-7005-PRO-PB	1.35		
		375	2 3/8"	1/2"	3/8" * 5/8" * 3/4"	Roller	W-7005-PRO-RB	1.30		
6"	1 1/2"	375	1 5/8"	1 3/16"	-	Plain	W-6206-PROF	0.92		
		375	1 5/8"	1/2"	3/8"	Precision	W-6206-PROF-PB	1.28		
		375	1 13/16"	1/2"	3/8" * 5/8" * 3/4"	Roller	W-6206-PROF-RB	1.18		
	2"	350	2 3/16"	1 3/16"	-	Plain	W-7006-PRO45/55A	1.34		
		450	2 3/16"	1 3/16"	-	Plain	W-7006-PRO	1.34		
		450	2 3/16"	1/2"	3/8" * 5/8" * 3/4"	Precision	W-7006-PRO-PB	1.74		
		450	2 3/8"	1/2"	3/8" * 5/8" * 3/4"	Roller	W-7006-PRO-RB	1.56		
		500	2 3/16"	1 3/16"	-	Plain	W-7006-PROF	1.34		
		500	2 3/16"	1/2"	3/8" * 5/8" * 3/4"	Precision	W-7006-PROF-PB	1.74		
		500	2 3/8"	1/2"	3/8" * 5/8" * 3/4"	Roller	W-7006-PROF-RB	1.34		
		8"	2"	600	2 3/16"	1 3/16"	-	Plain	W-7008-PRO	2.17
				600	2 3/16"	1/2"	5/8" * 3/4"	Precision	W-7008-PRO-PB	2.58
600	2 3/8"			1/2"	5/8" * 3/4"	Roller	W-7008-PRO-RB	2.32		
650	2 3/16"			1 3/16"	-	Plain	W-7008-PROF	2.17		
650	2 3/16"			1/2"	5/8" * 3/4"	Precision	W-7008-PROF-PB	2.58		
650	2 3/8"			1/2"	5/8" * 3/4"	Roller	W-7008-PROF-RB	2.32		
2 1/2"	800	2 3/4"	1 15/16"	-	Plain	W-7108-PROF	3.00			
	800	2 27/32"	3/4"	1" * 1 1/4"	Roller	W-7108-PROF-RB	4.65			
10"	2 1/2"	1,000	2 3/4"	1 15/16"	-	Plain	W-7110-PROF	4.57		
		1,000	2 27/32"	3/4"	1" * 1 1/4"	Roller	W-7110-PROF-RB	6.22		
	3"	1,100	3 1/4"	1 15/16"	-	Plain	W-7510-PROF	5.16		
		1,100	3 7/16"	3/4"	1" * 1 1/4"	Roller	W-7510-PROF-RB	7.05		

PRO = CROWNED TREAD
PROF = FLAT TREAD



ROLLX™

WHEELS

400-1,800 LBS



FEATURES

BEARINGS: Plain, Ball, Delrin, Nylon, Roller, Caged Roller
TEMPERATURE: -45°F to 180°F (with Plastic Side Washer)
 -45°F to 250°F (with Steel Side Washer)
COLOURS: Black
DESCRIPTION: This non-marking wheel features an exclusively developed thermoplastic nylon material which is excellent for high load capacities.

The RollX™ wheel is extremely ergonomically efficient, as it requires minimum effort to roll and swivel with heavy loads. It resists hard impacts and is resistant to most chemicals, solvents, gases, acids, steam cleaning and does not absorb water! This wheel is ideal for industrial and institutional applications.

DUROMETER: 85 (+/-) D Scale

EXCELLENT FOR:

- Floor protection
- Factory use
- Push/Pull Ease
- Moist and wet environments
- Waste bins
- Platform and Stock trucks
- Outdoor use and heavy loads
- Heavy material handling
- Smooth, easy rolling and longevity
- Towline applications
- Abusive applications
- Ease of maneuverability
- Prolonging of equipment life



ROLLX™



ROLLX™(for WOW)



ROLLX™(WOW)



ROLLX™(WOW)



ROLLX™(WOW)

WHEEL

PART NUMBER

Diameter	Tread Width	Capacity Lbs.	Hub Length	Standard Bore	Alternative Bore	Bearing Type	Part Number	Wheel Weight (lbs)
2 5/8"	1 1/2"	400	1 9/16"	12mm	-	Roller	W-54260-RX-RB-12MM	0.43
3"	1 1/2"	600	1 5/8"	3/8"	5/16"	Steel	W-6203-RX	0.48
		600	1 5/8"	1 3/16"	1/2" ** 5/8"	Plain	W-6203-RX	0.42
		600	1 13/16"	1/2"	3/8" ** 5/8" ** 3/4"	Roller	W-6203-RX-RB	0.82
4"	1 1/2"	700	1 5/8"	3/8"	5/16"	Steel	W-6204-RX	0.77
		700	1 5/8"	1 3/16"	1/2" ** 5/8"	Plain	W-6204-RX	0.71
		700	1 13/16"	1/2"	3/8" ** 5/8" ** 3/4"	Roller	W-6204-RX-RB	1.11
	2"	800	2 3/16"	1 3/16"	-	Plain	W-7004-RX*	0.63
		800	2 3/8"	1/2"	5/8" ** 3/4"	Roller	W-7004-RX-RB	0.98
		1,200	2 3/16"	1 3/16"	-	Plain	W-7004-RXW*	0.89
5"	1 1/2"	800	1 5/8"	3/8"	5/16"	Steel	W-6205-RX	1.05
		800	1 5/8"	1 3/16"	1/2" ** 5/8"	Plain	W-6205-RX	0.97
		800	1 13/16"	1/2"	3/8" ** 5/8" ** 3/4"	Roller	W-6205-RX-RB	1.37
	2"	1,000	2 3/16"	1 3/16"	-	Plain	W-7005-RX*	0.84
		1,000	2 3/8"	1/2"	5/8" ** 3/4"	Roller	W-7005-RX-RB	1.18
		1,400	2 3/16"	1 3/16"	-	Plain	W-7005-RXW*	1.20
2 1/2"	1,400	2 3/8"	1/2"	5/8" ** 3/4"	Roller	W-7005-RXW-RB	1.64	
	1,800	2 3/4"	1 15/16"	-	Plain	W-7105-RX	1.62	
	1,800	2 27/32"	3/4"	1" ** 1 1/4"	Roller	W-7105-RX-RB	3.27	
6"	2"	1,200	2 3/16"	1 3/16"	-	Plain	W-7006-RX*	1.06
		1,200	2 3/8"	1/2"	5/8" ** 3/4"	Roller	W-7006-RX-RB	1.40
		1,600	2 3/16"	1 3/16"	-	Plain	W-7006-RXW*	1.64
	1,600	2 3/8"	1/2"	3/4"	Precision	W-7006-RXW-PB	2.11	
	1,600	2 3/8"	1/2"	5/8" ** 3/4"	Roller	W-7006-RXW-RB	2.04	

OPTIONS:

- BB Ball Bearing
- BR Bronze Bushing
- DB Delrin Bearing
- NB Nylon Roller Bearing
- NBSS Stainless Steel Nylon Roller Bearing
- PB Precision Ball Bearing (for 6" RXW wheel only)
- RB Roller Bearing
- RBC Caged Roller Bearing
- RBSS Stainless Steel Roller Bearing
- SSW Steel Side Washer
- SWH Heat-treated Side Washer
- T Through Bore (2" wheel tread)
- TG Thread Guards

SPECIAL:

- Resistant to most chemicals
- Non-marking
- Debris rejecting tread
- Moisture Friendly
- Maintenance free
- One piece solid RollX™
- Same capacity as steel wheels
- Easy to assemble

◆ wheel has one closed side to eliminate side washer and for easier assembly

WHEELS

WHEEL						PART NUMBER			
Diameter	Tread Width	Capacity Lbs.	Hub Length	Standard Bore	Alternative Bore	Bearing Type	Part Number	Wheel Weight (lbs)	
8"	2"	1,400	2 3/16"	1 3/16"	-	Plain Roller	W-7008-RX*	1.84	
		1,400	2 3/8"	1/2"	5/8" * 3/4"		W-7008-RX-RB	2.10	
		1,800	2 3/16"	1 3/16"	-	Plain Roller	W-7008-RXW*	2.25	
		1,800	2 3/8"	1/2"	5/8" * 3/4"		W-7008-RXW-RB	2.69	

◆ wheel has one closed side to eliminate side washer and for easier assembly



SEMI PNEUMATIC WHEELS

70-250 LBS



FEATURES

BEARINGS: Ball Bearings
TEMPERATURE: -20°F to 130°F
FINISH: Black Tread, Red Hub
DUROMETER: 85 - 90 A Scale

DESCRIPTION: Soft rubber tread with steel hub and ball bearings for quiet movement. Smooth ride and excellent floor protection.

EXCELLENT FOR:

- Economical
- Dollies
- Floor protection
- Quiet operation
- Light duty stock trucks



SEMI-PNEUMATIC (RED HUB)

WHEEL							PART NUMBER			
Diameter	Tread Width	Capacity Lbs.	Hub Length	Hub Type	Standard Bore	Alternative Bore	Bearing Type	Part Number	Wheel Weight (lbs)	
6"	1 1/2"	70	1 3/4"	Center	1/2"	-	Ball	W-6X1.5-SPNC-BB	1.75	
7"	1 3/4"	85	2"	Center	1/2"	5/8" * 3/4"	Ball	W-7X1.75-SPNC-BB	2.25	
8"	1 3/4"	100	2"	Center	1/2"	5/8" * 3/4"	Ball	W-8X1.75-SPNC-BB	3.70	
		100	1 1/2"	Offset	1/2"	5/8" * 3/4"	Ball	W-8X1.75-SPNO-BB	3.50	
	2"	100	2 1/4"	Center	1/2"	5/8" * 3/4"	Ball	W-8X2-SPNC-BB	4.50	
		100	1 1/2"	Offset	1/2"	5/8" * 3/4"	Ball	W-8X2-SPNO-BB	4.50	
	2 1/4"	150	2 1/4"	Center	1/2"	5/8" * 3/4"	Ball	W-8X2.25-SPNC-BB	4.50	
		150	2 1/4"	Offset	1/2"	5/8" * 3/4"	Ball	W-8X2.25-SPNO-BB	4.50	
10"	1 3/4"	150	1 3/4"	Center	1/2"	5/8" * 3/4"	Ball	W-10X1.75-SPNC-BB	5.75	
		250	3"	Center	1/2"	5/8" * 3/4"	Ball	W-10X2.5-SPNC-BB	8.50	
	250	2 1/4"	Offset	1/2"	5/8" * 3/4"	Ball	W-10X2.5-SPNO-BB	7.25		



SHOPPING CART

WHEELS

30-300 LBS



FEATURES

BEARINGS: Plain, Ball, Delrin
TEMPERATURE: -45°F to 180°F
COLOURS: Grey Core, Navy Tread (1 1/4" tread);
 White Core, Black Tread (all other tread widths)
DUROMETER: 90 - 95 A Scale

DESCRIPTION: This non-marking Urethane treaded wheel is securely bonded mechanically to its Polyolefin core to prevent separation. It is highly resistant to chemicals and is excellent for all floor surfaces. This wheel provides for high load capacities and is rust proof. 100% Moisture Friendly.

EXCELLENT FOR:

- Shopping Carts
- Food equipment
- Mobile stock shelves
- Airports
- Bakery equipment
- Floor protection



MOLDON POLYOLEFIN URETHANE

WHEEL

PART NUMBER

Diameter	Tread Width	Capacity Lbs.	Hub Length	Standard Bore	Alternative Bore	Bearing Type	Part Number	Wheel Weight (lbs)
1 1/4"	9/16"	30	5/8"	3/16"	-	Plain	W-4125-PLY	0.03
2"	15/16"	90	1"	1/4"	-	Plain	W-4002-PLY	0.09
2 1/2"	1 1/8"	160	1 13/32"	5/16"	-	Plain	W-4025-PLY	0.32
3 1/2"	1 1/4"	250	1 9/16"	3/8"	5/16"	Ball	W-5235-PLY-BB-TG	0.53
4"	1 1/4"	300	1 9/16"	3/8"	5/16"	Ball	W-1940-PLY-BB-TG	0.60
5"	1 1/4"	300	1 9/16"	3/8"	5/16"	Ball	W-1950-PLY-BB-TG	0.80

OPTIONS:

- BB Ball Bearing
 DB Delrin Bearing (1 1/4" tread only)
 TG Thread Guards (1 1/4" tread only)

SPECIAL:

- Non-marking
- Moisture friendly
- High quality ball bearing
- Long life tread
- Resistant to most chemicals
- Custom colours available upon request



SOFT RUBBER WHEELS

CONDUCTIVE AVAILABLE

80-350 LBS



FEATURES

BEARINGS: Plain, Ball, Delrin, Nylon, Roller, Caged Roller, Steel
TEMPERATURE: -45°F to 160°F
COLOURS: Black, Grey (both are non-marking)
DUROMETER: 75 - 85 A Scale

DESCRIPTION: Soft Rubber tread with a hard core for quiet movement, smooth ride and excellent floor protection. Used mainly for light loads.

EXCELLENT FOR:

- Economical
- Display racks
- Quiet, Cushion ride
- Good Floor Protection
- Hotel and Food Service equipment
- Shock and Vibration
- Restaurants and Hospitals
- Smooth Rolling
- Factory use
- Platform and Stock Trucks



SOFT RUBBER



SOFT RUBBER GREY



CONDUCTIVE SOFT RUBBER

OPTIONS:

- BB Ball Bearing
 - BR Bronze Bushing +
 - DB Delrin Bearing
 - NB Nylon Roller Bearing +
 - NBSS Stainless Steel Nylon Roller Bearing +
 - RB Roller Bearing +
 - RBC Caged Roller Bearing +
 - RBSS Stainless Steel Roller Bearing +
 - SSW Steel Side Washer +
 - SWH Heat-treated Side Washer +
 - TG Thread Guards (on select wheels only)
- + available on 5" X 2" wheels only

SPECIAL:

NB may be substituted for RB

WHEEL		PART NUMBER							
Diameter	Tread Width	Capacity Lbs.	Hub Length	Standard Bore	Alternative Bore	Bearing Type	Part Number	Wheel Weight (lbs)	
2"	7/8"	80	15/16"	1/4"	-	Steel	W-0800-CSR	0.12	
		80	15/16"	1/4"	-	Steel	W-0800-SR	0.12	
		80	15/16"	1/4"	-	Steel	W-0800-SRG	0.12	
		80	31/32"	1/4"	-	Nylon	W-4002-SR	0.16	
2 1/2"	7/8"	80	15/16"	1/4"	-	Nylon	W-0820-CSR	0.20	
		80	15/16"	1/4"	-	Nylon	W-0820-SR	0.20	
3"	1 1/8"	100	1 3/8"	5/16"	-	Nylon	W-4025-SR	0.31	
		7/8"	100	15/16"	1/4"	-	Steel	W-0830-CSR	0.28
			100	15/16"	1/4"	3/8"	Steel	W-0830-SR	0.28
	100		15/16"	1/4"	3/8"	Steel	W-0830-SRG	0.28	
	1 1/4"	150	1 3/16"	5/16"	-	Nylon	W-1030-SR	0.34	
		250	1 3/8"	5/16"	3/8" * 1/2"	Steel	W-1930-SR	0.48	
		250	1 3/8"	1 1/8"	-	Plain	W-1930-SRG	0.50	
250		1 3/8"	5/16"	3/8" * 1/2"	Steel	W-1930-SRG	0.48		
250	1 9/16"	5/16" A	3/8" A * 1/2" A	Nylon	W-1930-SRG	0.53			
250	1 5/8"	5/16"	3/8" * 1/2"	Ball	W-1930-SRG-BB	0.60			
200	1 9/16"	3/8"	5/16"	Nylon	W-4003-SR	0.50			
3 1/2"	1 1/4"	250	1 1/2"	3/8"	5/16"	Nylon	W-5235-SR	0.64	

CONDUCTIVE SOFT RUBBER:

Algood certifies that upon leaving our factory, conductive wheels were tested for conductivity. The wheels were found to have an average electrical resistance from the hub to the tread of less than 250,000 ohms, and a maximum electrical resistance at any point from hub to tread of less than 1,000,000 ohms, which values are specified in Federal Specification FF-C-778, paragraphs 3.5 and 4.3.7 relating to electrical conductivity tests and standards for conductive caster wheels.


WHEELS

WHEEL						PART NUMBER		
Diameter	Tread Width	Capacity Lbs.	Hub Length	Standard Bore	Alternative Bore	Bearing Type	Part Number	Wheel Weight (lbs)
4"	1"	150	1 3/16"	5/16"	3/8" * 1/2"	Nylon	W-1040-SR	0.74
		150	1 3/16"	3/8"	5/16"	Steel	W-1040-SRG	0.74
	1 1/4"	250	1 3/8"	1 1/8"	-	Plain	W-1940-SR	0.74
		250	1 3/8"	5/16"	3/8" * 1/2"	Steel	W-1940-SR	0.76
		250	1 9/16"	5/16" A	3/8" A * 1/2" A	Nylon	W-1940-SR	0.77
		250	1 5/8"	5/16"	3/8" * 1/2"	Ball	W-1940-SR-BB	0.84
		250	1 3/8"	1 1/8"	-	Plain	W-1940-SRG	0.74
		250	1 3/8"	5/16"	3/8" * 1/2"	Steel	W-1940-SRG	0.76
		250	1 9/16"	5/16" A	3/8" A * 1/2" A	Nylon	W-1940-SRG	0.77
		250	1 5/8"	5/16"	3/8" * 1/2"	Ball	W-1940-SRG-BB	0.84
1 1/2"	250	2"	3/8"	7/16"	Nylon	W-4004-SR	1.14	
5"	1"	150	1 3/16"	5/16"	3/8" * 1/2"	Nylon	W-1050-SR	0.90
		150	1 3/16"	1/2"	5/16" * 3/8"	Steel	W-1050-SRG	1.30
	1 1/4"	250	1 3/8"	1 1/8"	-	Plain	W-1950-SR	1.30
		250	1 3/8"	5/16"	3/8" * 1/2"	Steel	W-1950-SR	1.30
		250	1 9/16"	5/16" A	3/8" A * 1/2" A	Nylon	W-1950-SR	1.34
		250	1 5/8"	5/16"	3/8" * 1/2"	Ball	W-1950-SR-BB	1.40
		250	1 3/8"	1 1/8"	-	Plain	W-1950-SRG	1.30
		250	1 3/8"	5/16"	3/8" * 1/2"	Steel	W-1950-SRG	1.30
		250	1 9/16"	5/16" A	3/8" A * 1/2" A	Nylon	W-1950-SRG	1.34
		250	1 5/8"	5/16"	3/8" * 1/2"	Ball	W-1950-SRG-BB	1.40
		2"	350	2 3/16"	3/8"	-	Steel	W-5305-SR
	350		2 3/16"	1 3/16"	-	Plain	W-7005-SR	1.83
	350		2 3/8"	1/2"	3/8" * 5/8" * 3/4"	Roller	W-7005-SR-RB	2.26



STEEL DUCTILE FORGED

WHEELS 125-20,000 LBS



FEATURES

BEARINGS: Plain, Ball, Delrin, Nylon, Roller, Caged Roller, Tapered
TEMPERATURE: -45°F to 180°F (standard),
 -45°F to 800°F with Roller bearing & Steel side washers
COLOURS: Steel Grey

DESCRIPTION: Cast Iron, Ductile Iron, Forged Steel wheels are toughened for strength and longevity. While the steel wheel is always competitive for its weight, it is mainly used for rugged and concrete floors. This wheel could cause floor wear and it is rather noisy. However, Solid Steel Crowned (SSC) wheels are available for less damage.

EXCELLENT FOR:

- Floor protection
- Factory use
- Waste bins
- Platform trucks
- Stock trucks
- Heavy material handling
- Easy rolling
- Heavy loads



SOLID STEEL (SS)



SOLID STEEL HEAVY DUTY



SEMI STEEL (ST)



FORGED STEEL



DUCTILE IRON

OPTIONS:

- BB Ball Bearing
- BR Bronze Bushing
- DB Delrin Bearing
- NB Nylon Roller Bearing
- NBSS Stainless Steel Nylon Roller Bearing
- RB Roller Bearing
- RBC Caged Roller Bearing
- RBSS Stainless Steel Roller Bearing
- SSW Steel Side Washer
- SWH Heat-treated Side Washer
- TB Tapered Bearing
- TG Thread Guards

WHEEL							PART NUMBER		
Diameter	Tread Width	Capacity Lbs.	Hub Length	Standard Bore	Alternative Bore	Bearing Type	Part Number	Wheel Weight (lbs)	
2"	15/16"	125	1"	1/4"	-	Plain	W-4002-ST	.50	
2 1/2"	1"	250	1 3/8"	5/16"	-	Plain	W-4025-ST	.75	
3"	1 1/4"	300	1 1/2"	1/2"	5/16" * 3/8"	Plain	W-1930-SS	1.04	
4"	1 1/2"	600	1 5/8"	1 3/16"	-	Plain	W-6204-SS	2.36	
		600	1 13/16"	1/2"	5/16" * 3/8" * 5/8" * 3/4"	Roller	W-6204-SS-RB	2.66	
5"	1 1/4"	700	2 3/16"	1 3/16"	-	Plain	W-7004-SS	2.60	
		700	2 3/8"	1/2"	3/8" * 5/8" * 3/4"	Roller	W-7004-SS-RB	3.04	
	2"	1,000	2 3/16"	1 3/16"	-	Plain	W-7005-SS	3.54	
		1,000	2 3/8"	1/2"	3/8" * 5/8" * 3/4"	Roller	W-7005-SS-RB	3.98	
6"	1 1/2"	1,750	2 3/16"	1 3/16"	-	Plain	W-7005-DIC	4.12	
		1,750	2 3/8"	1/2"	3/8" * 5/8" * 3/4"	Roller	W-7005-DIC-RB	4.56	
	2"	1,200	2 3/16"	1 3/16"	-	Plain	W-7006-SS	4.68	
		1,200	2 3/8"	1/2"	3/8" * 5/8" * 3/4"	Roller	W-7006-SS-RB	5.12	
2 1/2"	2"	1,750	2 3/16"	1 3/16"	-	Plain	W-7006-DIC	5.14	
		1,750	2 3/8"	1/2"	3/8" * 5/8" * 3/4"	Roller	W-7006-DIC-RB	5.58	
2 1/2"	2"	1,800	2 3/4"	1 15/16"	-	Plain	W-7106-SS	9.52	
		1,800	2 27/32"	3/4"	1" * 1 1/4"	Roller	W-7106-SS-RB	11.17	

STEEL DUCTILE FORGED

WHEELS

WHEELS

WHEEL						PART NUMBER			
Diameter	Tread Width	Capacity Lbs.	Hub Length	Standard Bore	Alternative Bore	Bearing Type	Part Number	Wheel Weight (lbs)	
6"	3"	2,500	3 1/4"	1 15/16"	-	Plain	W-7506-SS	11.70	
		2,500	3 7/16"	3/4"	1" * 1 1/4"	Roller	W-7506-SS-RB	13.90	
		2,500	3 1/4"	1 15/16"	1 13/16"	Plain	W-9106-SSR	12.00	
		2,500	3 1/4"	3/4"	1" * 1 1/4"	Roller	W-9106-SSR-RB	12.00	
		2,500	3 1/2"	3/4"	1"	Tapered	W-9106-SSR-TB	12.00	
		3,500	3 7/16"	3/4"	-	Tapered	W-9106-SS-TB	10.10	
		4,500	3 7/16"	3/4"	-	Tapered	W-9106-DI-TB	11.25	
		6,000	3 1/4"	2 7/16"	-	Plain	W-9106-FSR	20.00	
		6,000	3 1/4"	3/4"	1" * 1 1/4" * 1 1/2"	Roller	W-9106-FSR-RB	20.00	
		10,000	3 1/2"	1 1/4"	1"	Tapered	W-9106-FSR-TB	20.00	
		17,000	3 1/4"	3 1/8"	-	Plain	W-9106-FSH	22.00	
		17,000	3 1/2"	1 1/4"	1 1/2"	Tapered	W-9106-FSH-TB	22.00	
8"	2"	1,400	2 3/16"	1 3/16"	-	Plain	W-7008-SS	7.04	
		1,400	2 3/8"	1/2"	3/8" * 5/8" * 3/4"	Roller	W-7008-SS-RB	7.48	
		1,400	2 3/16"	1 3/16"	-	Plain	W-7008-SSC	6.85	
		1,400	2 3/8"	1/2"	3/8" * 5/8" * 3/4"	Roller	W-7008-SSC-RB	7.29	
	2 1/2"	1,800	2 3/4"	1 15/16"	-	Plain	W-7108-SS	14.86	
			2 27/32"	3/4"	1" * 1 1/4"	Roller	W-7108-SS-RB	16.51	
	3"	2,500	3 1/4"	1 15/16"	-	Plain	W-7508-SS	18.00	
		2,500	3 7/16"	3/4"	1" * 1 1/4"	Roller	W-7508-SS-RB	20.20	
		3,500	3 7/16"	3/4"	-	Tapered	W-9108-SS-TB	13.02	
		3,500	3 1/4"	1 15/16"	-	Plain	W-9108-SSR	15.00	
		3,500	3 1/4"	3/4"	1" * 1 1/4"	Roller	W-9108-SSR-RB	15.00	
		4,500	3 1/2"	3/4"	1" * 1 1/4"	Tapered	W-9108-SSR-TB	25.00	
		4,000	3 1/4"	1 15/16"	1 13/16"	Plain	W-9108-STR	18.00	
		4,000	3 1/4"	3/4"	1" * 1 1/4"	Roller	W-9108-STR-RB	20.00	
		4,000	3 1/2"	3/4"	1 1/4"	Tapered	W-9108-STR-TB	20.00	
		4,750	3 7/16"	3/4"	-	Tapered	W-9108-DI-TB	16.32	
		4,500	3 1/4"	1 15/16"	-	Plain	W-9108-FSR	18.50	
		4,500	3 1/4"	3/4"	1" * 1 1/4"	Roller	W-9108-FSR-RB	18.50	
		5,500	3 1/2"	3/4"	1"	Tapered	W-9108-FSR-TB	18.50	
		4"	5,000	4 1/4"	2 7/16"	-	Plain	W-9684-SSR	28.00
	5,000		4 1/4"	1 1/4"	1"	Roller	W-9684-SSR-RB	28.00	
	5,000		4 1/2"	1 1/4"	1"	Tapered	W-9684-SSR-TB	28.00	
	8,400		4 1/4"	2 7/16"	-	Plain	W-9684-FSR	37.00	
	8,400		4 1/4"	1 1/4"	1" * 1 1/2"	Roller	W-9684-FSR-RB	37.00	
10,000	4 1/2"		1 1/4"	1"	Tapered	W-9684-FSR-TB	37.00		
20,000	4 1/4"		3 1/8"	-	Plain	W-9684-FSH	37.00		
20,000	4 1/2"		1 1/4"	1 1/2"	Tapered	W-9684-FSH-TB	37.00		

WHEELS

WHEEL						PART NUMBER				
Diameter	Tread Width	Capacity Lbs.	Hub Length	Standard Bore	Alternative Bore	Bearing Type	Part Number	Wheel Weight (lbs)		
10"	2 1/2"	2,000	2 3/4"	1 15/16"	-	Plain	W-7110-SS	15.54		
		2,000	2 27/32"	3/4"	1"* 1 1/4"	Roller	W-7110-SS-RB	17.22		
		3,300	2 3/4"	1 15/16"	-	Plain	W-7110-SSR	15.50		
		3,300	2 27/32"	3/4"	1"* 1 1/4"	Roller	W-7110-SSR-RB	17.25		
10"	3"	2,500	3 1/4"	1 15/16"	-	Plain	W-7510-SS	18.72		
		2,500	3 7/16"	3/4"	1"* 1 1/4"	Roller	W-7510-SS-RB	20.61		
		3,500	3 7/16"	3/4"	-	Tapered	W-9110-SS-TB	18.46		
		3,500	3 1/4"	1 15/16"	2 7/16"	Plain	W-9110-SSR	30.00		
		3,500	3 1/4"	3/4"	1"* 1 1/4" 1 1/2"	Roller	W-9110-SSR-RB	30.00		
		3,500	3 1/2"	3/4"	1"* 1 1/4"	Tapered	W-9110-SSR-TB	30.00		
		4,000	3 1/4"	1 15/16"	1 13/16"	Plain	W-9110-STR	23.00		
		4,000	3 1/4"	3/4"	1"* 1 1/4"	Roller	W-9110-STR-RB	25.00		
		4,000	3 1/2"	3/4"	1 1/4"	Tapered	W-9110-STR-TB	25.00		
		5,000	3 7/16"	3/4"	-	Tapered	W-9110-DI-TB	27.56		
		5,000	3 1/4"	1 15/16"	-	Plain	W-9110-FSR	28.00		
		5,000	3 1/4"	3/4"	1"* 1 1/4"	Roller	W-9110-FSR-RB	28.00		
		6,000	3 1/2"	3/4"	1"* 1 1/4"	Tapered	W-9110-FSR-TB	28.00		
		6,500	3 1/4"	2 7/16"	-	Plain	W-9110-FSH	28.00		
		6,000	3 1/4"	1"	3/4"* 1 1/4" 1 1/2"	Roller	W-9110-FSH-RB	28.00		
		6,500	3 1/2"	1 1/4"	1"* 1 1/2"	Tapered	W-9110-FSH-TB	28.00		
		10"	4"	6,000	4 1/4"	2 7/16"	-	Plain	W-96104-SSR	32.00
				6,000	4 1/4"	1 1/4"	1"	Roller	W-96104-SSR-RB	32.00
6,000	4 1/2"			1 1/4"	1"	Tapered	W-96104-SSR-TB	32.00		
8,400	4 1/4"			2 7/16"	-	Plain	W-96104-FSR	48.00		
8,400	4 1/4"			1 1/4"	1"* 1 1/2"	Roller	W-96104-FSR-RB	48.00		
10,000	4 1/2"			1 1/4"	1"	Tapered	W-96104-FSR-TB	48.00		
20,000	4 1/4"			3 1/8"	-	Plain	W-96104-FSH	48.00		
20,000	4 1/2"			1 1/4"	1 1/2"	Tapered	W-96104-FSH-TB	48.00		

STEEL DUCTILE FORGED WHEELS

WHEELS

WHEEL						PART NUMBER		
Diameter	Tread Width	Capacity Lbs.	Hub Length	Standard Bore	Alternative Bore	Bearing Type	Part Number	Wheel Weight (lbs)
12"	2 1/2"	2,000	2 3/4"	1 15/16"	-	Plain Roller	W-7112-SS	18.78
		2,000	2 27/32"	3/4"	1" * 1 1/4"		W-7112-SS-RB	20.43
	3"	2,500	3 1/4"	1 15/16"	-	Plain Roller	W-7512-SS	24.00
		2,500	3 7/16"	3/4"	1" * 1 1/4"		W-7512-SS-RB	25.89
		3,500	3 7/16"	3/4"	-	Tapered	W-9112-SS-TB	28.66
		2,500	3 1/4"	1 15/16"	-	Plain	W-9112-SSR	26.00
		2,500	3 1/4"	3/4"	1" * 1 1/4"	Roller	W-9112-SSR-RB	26.00
		2,500	3 1/4"	3/4"	1" * 1 1/4"	Tapered	W-9112-SSR-TB	26.00
		5,500	3 7/16"	3/4"	-	Tapered	W-9112-DI-TB	30.87
	4"	7,500	4 1/4"	2 7/16"	-	Plain Roller	W-96124-DIR	53.00
		7,500	4 1/4"	1 1/4"	1" * 1 1/2"		W-96124-DIR-RB	53.00
		7,500	4 1/2"	1 1/4"	1"	Tapered	W-96124-DIR-TB	53.00
		7,500	4 1/4"	1 1/4"	1 1/2"	Roller	W-96124-FSR-RB	130.00
		20,000	4 1/4"	2 7/16"	-	Plain	W-96124-FSH	130.00
		20,000	4 1/2"	1 1/4"	-	Tapered	W-96124-FSH-TB	130.00
16"	4"	7,500	4 1/4"	2 7/16"	-	Plain Roller	W-96164-SSR	72.00
		7,500	4 1/4"	1 1/4"	1" * 1 1/2"		W-96164-SSR-RB	72.00
		7,500	4 1/2"	1 1/4"	1" * 1 1/2"	Tapered	W-96164-SSR-TB	72.00



V GROOVE WHEELS 300-15,000 LBS



FEATURES

BEARINGS: Plain, Ball, Delrin, Nylon, Roller, Caged Roller, Tapered
TEMPERATURE: -45°F to 180°F (standard),
 -45°F to 800°F (with Roller bearing & Steel side washers)
COLOURS: Silver
DESCRIPTION: V Groove wheels, made of cast iron, are designed to operate on inverted angle iron tracks.

This enables heavy loads to be guided along the tracks with complete control instead of possibly doing damage to industrial floors and equipment. Because the tread is flat on the bottom, the V Groove wheel can be used on normal floor surfaces. Available in Stainless Steel upon request.

EXCELLENT FOR:

- Guided industrial
- Material handling
- Waste bins
- Assembly lines
- Paint lines



V GROOVE



V GROOVE



FORGED V GROOVE

WHEEL

PART NUMBER


Diameter	Tread Width	Capacity Lbs.	Hub Length	Standard Bore	Alternative Bore	Bearing Type	Part Number	Wheel Weight (lbs)
3"	1 1/4"	300	1 1/2"	1/2"	5/16" * 3/8"	Plain	W-1930-VG	1.30
	1 1/2"	600	1 5/8"	1 3/16"	-	Plain	W-6203-VG	1.64
4"	1 1/2"	600	1 13/16"	1/2"	5/16" * 3/8" * 5/8" * 3/4"	Roller	W-6203-VG-RB	1.94
		600	1 5/8"	1 3/16"	-	Plain	W-6204-VG	2.60
4"	2"	1,000	2 3/16"	1 3/16"	5/16" * 3/8" * 5/8" * 3/4"	Roller	W-6204-VG-RB	2.90
		1,000	2 3/8"	1/2"	-	Plain	W-7004-VG	3.62
5"	2"	1,400	2 3/16"	1 3/16"	3/8" * 5/8" * 3/4"	Roller	W-7004-VG-RB	4.06
		1,400	2 3/8"	1/2"	-	Plain	W-7005-VG	4.56
6"	2"	1,400	2 3/16"	1 3/16"	3/8" * 5/8" * 3/4"	Roller	W-7005-VG-RB	5.00
		1,400	2 3/8"	1/2"	-	Plain	W-7006-VG	5.80
6"	2 1/2"	2,000	2 3/4"	1 15/16"	3/8" * 5/8" * 3/4"	Roller	W-7006-VG-RB	6.24
		2,000	2 27/32"	3/4"	1" * 1 1/4"	Plain	W-7106-VG	8.00
6"	3"	2,500	3 1/4"	1 15/16"	-	Roller	W-7106-VG-RB	9.65
		2,500	3 7/16"	3/4"	1" * 1 1/4"	Plain	W-7506-VG	12.00
6"	3"	6,000	3 1/4"	2 7/16"	-	Roller	W-7506-VG-RB	13.89
		6,000	3 1/4"	1 1/4"	-	Plain	W-9106-VGFS*	20.00
6"	3"	10,000	3 1/4"	1 1/4"	1 1/2"	Roller	W-9106-VGFS-RB*	20.00
		15,000	3 1/2"	1 1/4"	3/4" * 1"	Tapered	W-9106-VGFS-TB*	20.00
6"	3"	15,000	3 1/4"	3 1/8"	-	Plain	W-9106-VGFSH*	20.00
		15,000	3 1/2"	1 1/4"	1 1/2"	Tapered	W-9106-VGFSH-TB*	20.00

OPTIONS:

- BB Ball Bearing
- BR Bronze Bushing
- DB Delrin Bearing
- NB Nylon Roller Bearing
- NBSS Stainless Steel Nylon Roller Bearing
- RB Roller Bearing
- RBC Caged Roller Bearing
- RBSS Stainless Steel Roller Bearing
- SSW Steel Side Washer
- SWH Heat-treated Side Washer
- TB Tapered Bearing
- TG Thread Guards

SPECIAL:

Available in Stainless Steel upon request





V-Groove Dimension:

Width X Depth

- 1 3/8" X 11/16" - Marked with (*)
- 1 3/4" X 7/8" - Marked with (+)
- 7/8" X 1/2" - All others

WHEELS

WHEEL						PART NUMBER			
Diameter	Tread Width	Capacity Lbs.	Hub Length	Standard Bore	Alternative Bore	Bearing Type	Part Number	Wheel Weight (lbs)	
8"	2"	1,400	2 3/16"	1 3/16"	-	Plain	W-7008-VG	9.00	
		1,400	2 3/8"	1/2"	3/8" * 5/8" * 3/4"	Roller	W-7008-VG-RB	9.44	
	2 1/2"	2,500	2 3/4"	1 15/16"	-	Plain	W-7108-VG	13.50	
		2,500	2 27/32"	3/4"	1" * 1 1/4"	Roller	W-7108-VG-RB	15.15	
	3"	2,800	3 1/4"	1 15/16"	-	Plain	W-7508-VG	17.28	
			3 7/16"	3/4"	1" * 1 1/4"	Roller	W-7508-VG-RB	19.17	
		4,500	3 1/4"	2 7/16"	-	Plain	W-9108-VGR*	24.00	
			3 1/4"	3/4"	1" * 1 1/4" * 1 1/2"	Roller	W-9108-VGR-RB*	24.00	
		4,500	3 1/2"	3/4"	1" * 1 1/4"	Tapered	W-9108-VGR-TB*	24.00	
			5,000	3 1/4"	1 15/16"	-	Plain	W-9108-VGFS	24.00
		5,000	3 1/4"	3/4"	1" * 1 1/4"	Roller	W-9108-VGFS-RB	24.00	
			5,000	3 1/2"	3/4"	1"	Tapered	W-9108-VGFS-TB	24.00
4"	8,400	4 1/4"	2 7/16"	-	Plain	W-9684-VGFS	24.00		
		4 1/4"	1 1/4"	1 1/2"	Roller	W-9684-VGFS-RB	24.00		
	10,000	4 1/2"	1 1/4"	1"	Tapered	W-9684-VGFS-TB ⁺	24.00		
		15,000	4 1/4"	3 1/8"	-	Plain	W-9684-VGFSH ⁺	24.00	
	15,000	4 1/2"	1 1/4"	1 1/2"	Tapered	W-9684-VGFSH-TB ⁺	24.00		
10"	3"	3,000	3 1/4"	1 15/16"	-	Plain	W-7510-VG	22.00	
		3,000	3 7/16"	3/4"	1" * 1 1/4"	Roller	W-7510-VG-RB	23.89	
		5,000	3 1/4"	1 15/16"	-	Plain	W-9110-VGFS*	27.00	
			3 1/4"	3/4"	1" * 1 1/4"	Roller	W-9110-VGFS-RB*	27.00	
		5,000	3 1/2"	3/4"	1"	Tapered	W-9110-VGFS-TB*	27.00	
			6,000	3 1/4"	2 7/16"	-	Plain	W-9110-VGFSH*	27.00
		6,000	3 1/4"	3/4"	1" * 1 1/4" * 1 1/2"	Roller	W-9110-VGFSH-RB*	27.00	
			6,000	3 1/2"	1 1/4"	1"	Tapered	W-9110-VGFSH-TB*	27.00
	4"	8,400	4 1/4"	2 7/16"	-	Plain	W-96104-VGFS ⁺	48.00	
			4 1/4"	1 1/4"	1" * 1 1/2"	Roller	W-96104-VGFS-RB ⁺	48.00	
		10,000	4 1/2"	1 1/4"	1"	Tapered	W-96104-VGFS-TB ⁺	48.00	
			15,000	4 1/4"	3 1/8"	-	Plain	W-96104-VGFSH ⁺	48.00
		15,000	4 1/2"	1 1/4"	1 1/2"	Tapered	W-96104-VGFSH-TB ⁺	48.00	




V-Groove Dimension: Width X Depth

- 1 3/8" X 11/16" - Marked with (*)
- 1 3/4" X 7/8" - Marked with (+)
- 7/8" X 1/2" - All others




BEARINGS



FEATURES

Ball Bearings and Stainless Steel Ball Bearings
Bronze Bearings
Delrin Bearings

Precision Bearings and Stainless Steel Precision Bearings
Roller Bearings and Stainless Steel Roller Bearings
Tapered Bearing Kits



BALL BEARING

Sealed

- Generally heat treated for long lasting use
- Raceway is sealed to protect balls and prevent dirt and dust from entering
- No maintenance lubrication required
- Quiet operation for medium loads
- Maximum temperature range: 250°F

BRONZE BEARING



- Corrosion resistant
- No maintenance lubrication required
- Self lubricating
- Highly recommended for high heat or wet applications
- Maximum temperature range: 525°F

DELRIN BEARING



Delrin Bearing

HT Delrin Bearing

- Dupont™ engineered plastic, very durable
- For brine conditions, steam cleaning, or where excessive water or liquids are present
- Light oil or grease lubrication required
- Delrin Bearing, maximum temperature range: 180°F
- High Temperature Delrin Bearing (HT), maximum temperature range: 300°F

BALL BEARING

O.D.	I.D.	Length	Bearing Type	Use per Wheel	Part Number	Shipping Weight (LBS) (Each)
1 1/8"	1/4"	29/64"	Ball	2	BB-0800-1/4	0.08
	5/16"	11/16"	Ball	2	BB-1000-5/16	0.10
	5/16"	25/32"	Ball	2	BB-PLY-5/16	0.11
	5/16"	53/64"	Ball	2	BB-1900-5/16	0.10
	3/8"	11/16"	Ball	2	BB-1000-3/8	0.09
	3/8"	25/32"	Ball	2	BB-PLY-3/8	0.10
	3/8"	53/64"	Ball	2	BB-1900-3/8	0.10
	1/2"	7/16"	Ball (S/S)	2	BB-2009-1/2	0.07
	1/2"	29/64"	Ball	2	BB-5000-1/2	0.06
	1 3/16"	1/2"	15/16"	Ball	2	BB-6200-1/2
1/2"		15/16"	Ball (S/S)	2	BB-6209-1/2	0.12
1/2"		1 5/64"	Ball	2	BB-5300-1/2	0.13
1/2"		1 7/32"	Ball	2	BB-7000-1/2	0.15
1/2"		1 7/32"	Ball	2	BB-7000A-1/2	0.15
1/2"		1 7/32"	Ball (S/S)	2	BB-7009-1/2	0.15
1 3/8"	1/2"	17/32"	Precision Ball	2	PBB-7900-1/2	0.13
	5/8"	17/32"	Precision Ball	2	PBB-7900-5/8	0.12
	3/4"	17/32"	Precision Ball	2	PBB-7900-3/4	0.11
1 15/16"	3/4"	1 5/8"	Ball	2	BB-7500-3/4	0.59

BRONZE BEARING

O.D.	I.D.	Length	Bearing Type	Use per Wheel	Part Number	Shipping Weight (LBS) (Each)	
1 3/16"	3/4"	25/32"	Bronze	2	BR-7000A	0.18	
	3/4"	2"	Bronze	1	BR-7000 *	0.30	
	1 3/8"	1"	3/4"	Bronze	2	BR-7100B	0.17
	1 15/16"	1"	1 1/4"	Bronze	2	BR-7100	0.90

DELRIN BEARING

O.D.	I.D.	Length	Bearing Type	Use per Wheel	Part Number	Shipping Weight (LBS) (Each)	
1 3/16"	1/2"	11/16"	Delrin	2	DB-7000	0.04	
	5/8"	11/16"	Delrin	2	DB-7000A	0.04	
	5/8"	1 5/8"	Delrin	1	DB-6200B	0.07	
	3/4"	11/16"	Delrin	2	DB-7000B	0.04	
	3/4"	1 5/8"	Delrin	1	DB-6200	0.05	
	3/4"	2 1/8"	Delrin	1	DB-7000C	0.07	
	3/4"	2 1/4"	Delrin	1	DB-7000D	0.08	
	5/8"	2 1/8"	Delrin	1	DB-7000G-HT	0.07	
	1 3/8"	1/2"	5/8"	Delrin	2	DB-7900A	0.10
		5/8"	5/8"	Delrin	2	DB-7900B	0.10
3/4"		5/8"	Delrin	2	DB-7900C	0.10	
7/8"		11/16"	Delrin	2	DB-7900	0.10	
1 15/16"		1"	1 1/4"	Delrin	2	DB-7100A	0.08
	1 1/4"	1 1/4"	Delrin	2	DB-7100	0.08	

BEARINGS

PRECISION BEARING



Sealed

- Recommended for maximum rolling ease
- No maintenance lubrication required
- Quiet operation for medium duty loads
- Maximum temperature range: 250°F

PRECISION BEARING

PART NUMBER

O.D.	I.D.	Length	Bearing Type	Use per Wheel	Part Number	Shipping Weight (LBS) (Each)
		9MM		2	PB-5000-15MM	0.07
					PB-5009-15MM	0.07
32MM	15MM 15MM	9MM	Precision Precision (S/S)	2		
37MM	12MM	12MM	Precision	2	PB-6301	0.13
40MM	3/4" 17MM 17MM	12MM	Precision	2	PB-7000-3/4	0.14
		12MM	Precision	2	PB-7000-17MM	0.14
		12MM	Precision (S/S)	2	PB-7009-17MM	0.14
62MM	30MM 30MM	16MM	Precision	2	PB-7100-30MM	0.44
		16MM	Precision (S/S)	2	PB-7109-30MM	0.44

ROLLER BEARING

Steel

Caged

Nylon

- Capable of carrying greater load than same size ball bearing
- Generally heat treated split outer race shell into which roller assembly is inserted
- Hardened steel rollers in thermoplastic or steel cage
- Caged drawn cup bearings have steel cage to provide inward retention of needle rollers
- Provides maximum cage strength consistent with long service life
- Roller Bearing, maximum temperature range: 350°F
- Roller Bearing (Nylon Cage), maximum temperature range: 200°F
- (* RB-5426A maximum temperature range: 200°F)
- Caged Roller Bearing, maximum temperature range: 400°F

ROLLER BEARING

PART NUMBER

O.D.	I.D.	Length	Bearing Type	Use per Wheel	Part Number	Shipping Weight (LBS) (Each)
		1 3/16"		1	RB-6200B	0.22
					RB-6200A	0.21
					RB-6200D	0.18
					RB-7000B-NB	0.26
					RB-7000B	0.30
					RB-6200	0.18
					RB-6200-NB	0.13
					RB-6209	0.20
					RB-6209-NB	0.13
					RB-7000	0.28
					RB-7000-NB	0.18
					RB-7000C	0.28
1 15/16"	1" 1" 1 1/4" 1 1/4"	2 1/2"	Roller	1	RB-7100	1.06
		2 1/2"	Roller (S/S)	1	RB-7109	1.06
		3"	Roller	1	RB-7500	1.27
		2 1/2"	Roller	1	RB-7100A	0.93
		3"	Roller	1	RB-7500A	1.12
2 7/16"	1 1/4" 1 1/2"	4"	Roller	1	RB-7800	2.59
		4"	Roller	1	RB-7800A	2.40
20MM	12MM	36MM	Nylon	1	RB-5426A*	0.09

TAPERED BEARING



- Most effective bearing for heavy loads
- Capable of absorbing excessive friction when load tips
- Can be used where high-speed operation is essential
- Uses conical rollers that run on conical races
- Supports both radial & axial loads
- Carries higher loads than ball bearings due to greater contact area
- Optimal for towline applications
- Maximum temperature range: 400°F

TAPERED BEARING KITS

PART NUMBER

O.D.	I.D.	Length	Bearing Type	Use per Wheel	Part Number	Shipping Weight (LBS) (Each)					
		0.610		2	TB-9100-3/4	0.28					
					TB-9100-3/4A	0.39					
					TB-9100-1A	0.28					
					TB-9100-1 1/4B	0.39					
					TB-9100-1	0.62					
					TB-9100-1 1/4	0.51					
					TB-9600-1 1/4	1.64					
					TB-9600-1 1/2	1.45					
					1 25/32"	3/4"	0.710	Tapered Kit	2		
1 15/16"	3/4"	0.560	Tapered Kit	2							
1 49/50"	1"	0.625	Tapered Kit	2							
2 1/3"	1 1/4"	0.750	Tapered Kit	2							
2 7/16"	1" 1 1/4"	0.715	Tapered Kit Tapered Kit	2							
3 1/8"	1 1/4" 1 1/2"	1.156	Tapered Kit Tapered Kit	2							





BUSHINGS



SPANNER BUSHING					PART NUMBER		
O.D.	I.D.	Length	For Series	Material	Drilled	Part Number	Shipping Weight (LBS) (Each)
3/8"	1/4"	1"	0800	Steel	-	SB-0800-ST	0.01
		1"	0800	Steel	-	SB-0800D-ST	0.02
	5/16"	1 3/8"	1000	Steel	-	SB-1000C-ST	0.01
		1 5/8"	1900	Steel	-	SB-1900-ST	0.01
		1 5/8"	1900	Steel	Cross Drilled	SB-1900-CDST	0.01
7/16"	3/8"	2"	4000	Steel	-	SB-4004-ST	0.02
1/2"	5/16"	1 3/16"	1000	Steel	-	SB-1000B-ST	0.03
		1 3/8"	1000	Steel	-	SB-1000-ST	0.03
		1 3/8"	2009	Stainless Steel	-	SB-2009-SS	0.05
		1 3/8"	2009	Stainless Steel	Cross Drilled	SB-2009-CDSS	0.05
		1 7/16"	1900	Steel	-	SB-1900E-ST	0.04
		1 1/2"	1900	Steel	-	SB-1900B-ST	0.04
		1 17/32"	1900	Steel	-	SB-1900D-ST	0.04
		1 5/8"	1900	Steel	-	SB-1900A-ST	0.04
		1 5/8"	1900	Steel	Cross Drilled	SB-1900A-CDST	0.04
		1 5/8"	2009	Stainless Steel	-	SB-2009A-SS	0.06
	1 5/8"	2009	Stainless Steel	Cross Drilled	SB-2009A-CDSS	0.06	
	3/8"	15/16"	0800	Steel	-	SB-0800B-ST	0.02
		1 3/16"	1000	Steel	-	SB-1000E-ST	0.03
		1 7/16"	1000	Steel	-	SB-1000D-ST	0.02
		1 5/8"	4003	Plastic	-	SB-4003-PO	0.01
1 5/8"		5200	Steel	Cross Drilled & Hardened	SB-5200-CDST	0.04	
5/8"	3/8"	1 5/8"	5200	Steel	-	SB-5200A-ST	0.07
		1 5/8"	5200	Steel	Cross Drilled	SB-5200A-CDST	0.07
		1 11/16"	5200	Steel	Cross Drilled & Hardened	SB-5200D-ST	0.09
		1 11/16"	5200	Plastic	-	SB-5200-PO	0.02
		1 3/4"	5200	Steel	-	SB-5200B-ST	0.10
		1 3/4"	5200	Steel	Cross Drilled	SB-5200B-CDST	0.10
		2 1/4"	5300	Steel	-	SB-5300A-ST	0.10
	2 1/4"	5300	Steel	Cross Drilled	SB-5300A-CDST	0.10	
	7/16"	2 3/32"	4000	Steel	-	SB-4004A-ST	0.08
3/4"	1/2"	1 7/8"	6400	Plastic	Cross Drilled	SB-6200-PO	0.03
		1 7/8"	6400	Steel	Cross Drilled & Hardened	SB-6200-ST	0.12
		1 7/8"	6400	Stainless Steel	Cross Drilled	SB-6209-SS	0.12
		2 7/16"	6500,6800,6900,7000	Plastic	Cross Drilled	SB-7000-PO	0.03
		2 7/16"	6500,6800,6900,7000	Steel	Cross Drilled & Hardened	SB-7000-ST	0.16
		2 7/16"	6500,6800,6900,7000	Bronze	Cross Drilled	SB-7000-BR	0.17
	2 7/16"	6500,6800,6900,7000	Stainless Steel	Cross Drilled	SB-7009-SS	0.16	
	5/8"	2 7/16"	6500,6800,6900,7000	Plastic	-	SB-7000A-PO	0.03
		2 7/16"	6500,6800,6900,7000	Steel	Cross Drilled & Hardened	SB-7000A-ST	0.09
1"	3/4"	2 13/16"	7100	Steel	Cross Drilled & Hardened	SB-7100B-ST	0.28
		3"	7100	Steel	Cross Drilled & Hardened	SB-7100-ST	0.28
		3"	7100	Stainless Steel	Cross Drilled	SB-7109-SS	0.30
		3 1/2"	7500	Steel	Cross Drilled & Hardened	SB-7500-ST	0.31
1 1/4"	1"	2 13/16"	7100	Steel	Cross Drilled & Hardened	SB-7100A-ST	0.34
		3 1/2"	7500	Steel	Cross Drilled & Hardened	SB-7500A-ST	0.41
		4 1/2"	9100,9200,9600	Steel	Cross Drilled & Hardened	SB-7800-ST	0.55
1 1/2"	1 1/4"	3 1/2"	7500	Steel	Cross Drilled & Hardened	SB-7500B-ST	0.50
		4 1/2"	9100,9200,9600	Steel	Cross Drilled & Hardened	SB-7800B-ST	0.68
		5 1/2"	CYCLONE	Steel	Cross Drilled & Hardened	SB-CY00-ST	0.72

BUSHINGS



FLANGED BUSHINGS					PART NUMBER	
O.D.	I.D.	Length	For Leg Spacing	Material	Part Number	Shipping Weight (LBS) (Each)
 3/4"	 1/2"	1 7/32"	2 1/2"	Steel	FB-7000-3/4X1/2	0.06
1 1/4"	3/4"	3/4"	3" & 3 1/2"	Steel	FB-9100-TB-3/4*	0.27
15MM	3/8"	7/8"	1 3/4"	Steel	FB-5000-15MMX3/8	0.04
17MM	1/2"	15/16"	2"	Steel	FB-6200-17MMX1/2	0.04
		1 1/8"	2 1/4"	Steel	FB-5300-17MMX1/2	0.05
		1 7/32"	2 1/2"	Steel	FB-7000-17MMX1/2	0.05
		1 7/32"	2 1/2"	Stainless Steel	FB-7009-17MMX1/2	0.05
30MM	3/4"	1 1/2"	3"	Steel	FB-7100-30MMX1/2	0.36
		1 1/2"	3"	Stainless	FB-7109-30MMX1/2	0.36



* used as a reducer for 1 1/4 ID TB to 3/4 ID



WASHERS



SIDE WASHERS					PART NUMBER			
O.D.	I.D.	Flanged O.D.	Thick	Type	Material	Part Number	Shipping Weight (LBS) (Each)	
1 13/64"	25/32"	1 3/16"	0.188	Combination	Plastic	SW-7000-PO	0.01	
		-	0.086	Retainer	Steel	SW-7000-ST	0.02	
		-	0.086	Retainer	Steel - Heat Treated	SW-7000-ST-HT	0.03	
		1 3/16"	0.188	Combination	Steel	SW-7000B-ST	0.05	
		1 3/16"	0.188	Combination	Stainless Steel	SW-7009-SS	0.05	
1 1/2"	3/4"	-	0.099	Thrust	Steel	SW-7000A-ST	0.03	
1 15/16"	1"	-	0.094	Retainer	Steel	SW-7100-ST	0.06	
		1 1/4"	-	0.125	Thrust	Steel	SW-7100B-ST	0.06
			-	0.125	Retainer	Steel w/ Rubber	SW-7100C-ST	0.07
2 3/8"	1"	1 15/16"	0.172	Combination	Plastic	SW-7100-PO	0.07	
2 1/2"	1"	-	0.094	Thrust	Steel	SW-7100A-ST	0.10	
		-	0.063	Thrust	Steel	SW-7100D-ST	0.07	
	1 1/2"	-	-	0.125	Thrust	Steel	SW-7500A-ST	0.09

TB SIDE WASHERS					PART NUMBER	
O.D.	I.D.	Flanged O.D.	Thick	Material	Part Number	Shipping Weight (LBS) (Each)
 31/32"	 3/4"	-	0.234	Steel	SW-7100-TB-3/4	0.02
1"	3/4"	-	0.234	Steel	SW-9100-TB-3/4	0.02
1 1/2"	1"	-	0.375	Steel	SW-9100-TB-1	0.05
1 5/8"	1 1/4"	-	0.234	Steel	SW-9600-TB-1 1/4	0.05



AXLES & NUTS

AXLES

PART NUMBER

Diameter	Length	Type	For Series	Material	Wheel Hub	Part Number	Shipping Weight (LBS) (Each)	
1/4"	1 7/16"	Plain Keyway	4002	Steel	1"	AN-4002	0.03	
	1 1/2"	Hex Head	0800, 0900	Steel	1"	AN-0800	0.03	
	1 3/4"	Hex Head Hex Head	0800, 0900 0800, 0900	Steel Steel	1" 1"	AN-0800-SLB AN-0800-TLB	0.04 0.04	
5/16"	1 3/4"	Plain Keyway	1000	Steel	1 3/16"	AN-1000	0.05	
	1 31/32"	Plain Keyway	4025	Steel	1 3/8"	AN-4025	0.06	
	2"	Plain Keyway	1000	Steel	1 3/8"	AN-1000A	0.06	
		Plain Keyway	1000	Steel	1 3/16"	AN-1000-SLB	0.06	
		Plain Keyway	1000	Steel	1 3/16"	AN-1000-TLB	0.06	
		Plain Keyway	1900	Steel	1 3/8"	AN-1900	0.06	
		Plain Keyway	8600	Steel	1 3/8"	AN-8600	0.06	
	2 1/8"	Plain Keyway	1900	Steel	1 9/16" or 1 5/8"	AN-1900A	0.06	
		Plain Keyway	1900	Steel	1 3/8"	AN-1900-SLB	0.06	
		Plain Keyway	1900	Steel	1 3/8"	AN-1900-TLB	0.06	
Plain Keyway		2003	Steel	1 9/16" or 1 5/8"	AN-2003	0.06		
2 1/4"	Plain Keyway	1000	Steel	1 3/8"	AN-1000A-SLB	0.07		
	Plain Keyway	1900	Steel	1 9/16" or 1 5/8"	AN-1900A-SLB	0.07		
	Hex Head	2009	Stainless Steel	1 9/16" or 1 5/8"	AN-2009	0.08		
2 3/8"	Plain Keyway	8020	Steel	55/64" or 1 7/8"	AN-8020	0.06		
3/8"	2 3/16"	Plain Keyway	4003	Steel	1 9/16" or 1 5/8"	AN-4003	0.09	
		Plain Keyway	5000	Steel	1 9/16" or 1 5/8"	AN-5000	0.08	
		Plain Keyway	2100, 5200	Steel	1 9/16" or 1 5/8"	AN-5200	0.09	
	2 1/4"	Plain Hex Head	5200	Steel	1 9/16" or 1 5/8"	AN-5200-PWB	0.10	
		Zerk Hex Head	5000, 5400	Steel	1 9/16" or 1 5/8"	ANZ-5400	0.09	
2 3/8"	Flanged Hex Head	5200	Steel	1 9/16" or 1 5/8"	AN-5200-TLB	0.10		
2 1/2"	Zerk Hex Head	5000, 5400	Steel	1 9/16" or 1 5/8"	ANZ-5400-TLB	0.09		
	2 9/16"	Plain Keyway	4004	Steel	2"	AN-4004	0.10	
Plain Keyway		5000	Steel	1 9/16" or 1 5/8"	AN-5000-TLB	0.10		
1/2"	2 3/4"	Plain Hex Head	6400, 6403	Steel	1 13/16"	AN-6400	0.19	
		Zerk Hex Head	6400, 6403	Steel	1 13/16"	ANZ-6400	0.19	
	2 15/16"	Flanged Zerk Hex Head	6403	Steel	1 13/16"	ANZ-6403-TLB	0.20	
		3 11/64"	Plain Hex Head	6400	Steel	1 13/16"	AN-6400-TLB	0.25
	Plain Hex Head		6500, 7000*	Steel	2 3/8"	AN-6500	0.23	
	Plain Hex Head		6500, 7000*	Steel	2 3/8"	AN-S6500*	0.23	
	Zerk Hex Head		6400	Steel	1 13/16"	ANZ-6400-TLB	0.23	
	Zerk Hex Head		6500, 7000*	Steel	2 3/8"	ANZ-6500*	0.21	
	Zerk Hex Head	6500, 7000*	Steel	2 3/8"	ANZ-S6500	0.21		
	3 3/8"	Plain Hex Head	6800, 6900, 7000, Tornado, Twister	Steel	2 3/8"	AN-7000	0.25	
		Zerk Hex Head	6800, 6900, 7000, Tornado, Twister	Steel	2 3/8"	ANZ-7000	0.21	
		3 7/16"	Flanged Hex Head	6500	Steel	2 3/8"	AN-S6500-TLB	0.26
			Flanged Zerk Hex Head	6500	Steel	2 3/8"	ANZ-S6500-TLB	0.23
3 1/2"	Plain w/Lockwasher	6809, 7009	Stainless Steel	2 3/8"	AN-7009	0.25		
	Zerk w/Lockwasher	6809, 7009	Stainless Steel	2 3/8"	ANZ-7009	0.24		
	3 3/4"	Zerk w/Lockwasher	6809, 7009	Stainless Steel	2 3/8"	ANZ-7009-SLB	0.26	
4"		Plain w/Lockwasher	6809, 7009	Stainless Steel	2 3/8"	AN-7009-SLB	0.29	
3/4"	4 1/2"	Plain Hex Head	7100, 7200, Typhoon 2 1/2	Steel	2 27/32"	AN-7100	0.76	
		Zerk Hex Head	7100, 7200, Typhoon 2 1/2	Steel	2 27/32"	ANZ-7100	0.73	
	5"	Plain Hex Head	7500, Typhoon 3	Steel	3 1/4", 3 7/16", 3 1/2"	AN-7500	0.83	
		Plain Hex Head	9100, 9200	Steel	3 1/4", 3 7/16", 3 1/2"	AN-9100	0.91	
Zerk Hex Head		7500, Typhoon 3	Steel	3 1/4", 3 7/16", 3 1/2"	ANZ-7500	0.87		
8 7/8"	Plain Hex Head	9800 3 (A64L & A65L)	Steel	3 1/4", 3 7/16", 3 1/2"	AN-9800	3.00		



AXLES

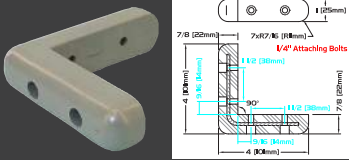
PART NUMBER

Diameter	Length	Type	For Series	Material	Wheel Hub	Part Number	Shipping Weight (LBS) (Each)
1"	5"	Plain Hex Head	Monsoon 3	Steel	3 1/4", 37/16", 3 1/2"	AN-MOA3	1.75
	6"	Plain Hex Head	Monsoon 4	Steel	4 1/4" & 4 1/2"	AN-MOA4	2.00
	8 7/8"	Plain Hex Head	9800 3 (A84M)	Steel	3 1/4", 37/16", 3 1/2"	AN-9800B	3.00
1 1/4"	5 3/8"	Plain Hex Head	9600 3	Steel	3 1/4", 37/16", 3 1/2"	AN-9600	2.00
	6 3/8"	Plain Hex Head	9600 4	Steel	4 1/4" & 4 1/2"	AN-9604	3.15
	7 1/2"	Plain Hex Head	Cyclone 5	Steel	5 1/4" & 5 1/2"	AN-CY05	3.57
	9 1/4"	Plain Hex Head	9800 3 (A84M)	Steel	3 1/4", 37/16", 3 1/2"	AN-9800A	4.50
	11 1/4"	Plain Hex Head Plain Hex Head	9800 4 (A84M) 9800 5 (A84M)	Steel Steel	4 1/4" & 4 1/2" 5 1/4" & 5 1/2"	AN-9804A AN-9805A	6.00 6.00
12MM	1 55/64"	Plain Keyway	54263	Steel	1 9/16"	AN-54263	0.13



SPECIALTY HARDWARE

90° CORNER BUMPER



Algood's corner bumpers are available in non-marking grey and are manufactured with EnviroRubber encasing a steel strip for long lasting strength and performance. They are designed for easy installation on all types of material handling equipment for total protection. The 90 degree corner bumpers are pre-drilled with two holes on each side for easy mounting. Dimensions are 1" wide and the length is 4" on each side. 1/4" bolts are used for assembly.

Part Number: CB-1


ROUND CORNER BUMPER



Algood's round corner bumper is available in non-marking black or grey and manufactured with natural rubber for long lasting strength and performance. They are designed for easy installation in all types of material handling equipment for total protection. Dimensions are 5" O.D. X 1 1/4" tread width, with a bore of 2 1/2". This corner bumper is available in a 4" diameter as well.

Part Numbers: W-1950-SR-2.30
W-1940-SR-2.30

CORNER BRACKET



Algood's corner bracket is used to weld into corners (90 degrees) or along steel frame (180 degrees). The corner bracket may be used with any series where the 437S, 437SX1 or the 437SX1 5/16 are available.

Part Numbers: CBR-90-437SX1 5/16
CBR-180-437SX1 5/16

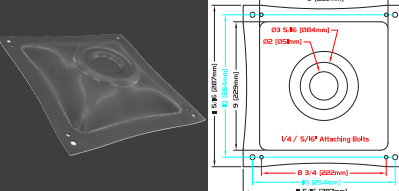
GANGING CLAMPS



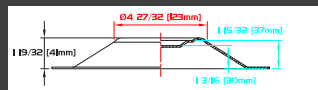
Algood's ganging clamps are used to bind chair frames together for auditoriums, waiting rooms, offices and lunchrooms. A variety of sizes are available based on tubular dimensions. Fastened with nut and bolts.

Part Numbers: GANGING CLAMP-3/4SQ, GANGING CLAMP-5/8RD
GANGING CLAMP-7/8RD, GANGING CLAMP-7/8SQ

TABLE BASE



Thickness: 3 gauge. Part Number: TABLE BASE





INSERTS

**PLASTIC
STEEL
DIE CAST
EXPANDABLES**

Determining The Correct Insert for Tubing

You have to know TWO of THREE pieces of information:

1. Outside Diameter (O.D.) of the tubing.
2. Inside Diameter (I.D.) of tubing.
3. Gauge of material or thickness of material. Gauges are tolerances for ranges of measurement. Please refer to a metal gauge chart indicating the ranges of each gauge. As an example, 18 gauge tubing has a tolerance of .0508" (maximum) to .0449" (minimum) and the normal thickness is .0478".

Now that you have gathered that information you are ready to calculate the correct insert or stem for your application.

- RULE #1** If you know the O.D. and the I.D., to calculate the gauge of tubing do the following: $(O.D. - I.D.) / 2 = \text{gauge of tubing}$.
Example: O.D. is 3/4" or 0.750" & I.D. is 0.660" **Formula:** $(0.750 - 0.660) / 2 = 0.045"$ or 18 gauge
- RULE #2** If you know the O.D. and the gauge, to calculate the I.D. of tubing do the following: $O.D. - (\text{gauge} \times 2) = \text{I.D. of tubing}$.
Example: O.D. is 0.750" & Gauge is 18ga or 0.0478" **Formula:** $0.750 - (0.0478 \times 2) = 0.6544"$
- RULE #3** If you know the I.D. and the gauge, to calculate the O.D. of tubing do the following: $I.D. + (\text{gauge} \times 2) = \text{O.D. of tubing}$.
Example: I.D. is 0.660" & Gauge is 18ga or 0.0478" **Formula:** $0.660 + (0.0478 \times 2) = 0.7556"$

One Final Note: It is important to keep in mind that gauges have a wide tolerance and that samples may be required or you can send a sample of the tubing for exact insert or stem.

375



375L



DIE CAST



PLASTIC 375 INSERTS

PART NUMBER

Tubing O.D.	Tubing Type	Gauge	Stem	Cat Insert O.D. Nominal	Material	Part Number	Shipping Weight (LBS) (Each)
-	Round	-	375	0.440	Plastic	I-375 PLASTICWOOD	0.01
1/2"X1"	Rectangle	20	375	-	Plastic	I-1/2X1REC 20GA 375	0.01
1/2"	Round	16	375	0.402	Plastic	I-1/2RD 16GA 375	0.01
0.580	Round	-	375	0.580	Plastic	I-.580RD SPGA 375	0.01
3/4"	Round	16	375	0.630	Plastic	I-3/4RD 16GA 375	0.01
	Round	20		0.700	Plastic	I-3/4RD 20GA 375	0.01
	Square	16		0.630	Plastic	I-3/4SQ 16GA 375	0.01
	Square	18		0.660	Plastic	I-3/4SQ 18GA 375	0.01
5/8"	Round	16	375	0.510	Plastic	I-5/8RD 16GA 375	0.01
	Round	18		0.540	Plastic	I-5/8RD 18GA 375	0.01
	Square	18		0.540	Plastic	I-5/8SQ 18GA 375	0.01
7/8"	Round	20	375	0.820	Plastic	I-7/8RD 20GA 375	0.01
	Square	16		0.760	Plastic	I-7/8SQ 16GA 375	0.02
	Square	20		0.820	Plastic	I-7/8SQ 20GA 375	0.02
1"	Round	20	375	0.960	Plastic	I-1RD 20GA 375	0.02
	Square	16		0.900	Plastic	I-1SQ 16GA 375	0.02
	Square	18		0.935	Plastic	I-1SQ 18GA 375	0.02

PLASTIC 375L INSERTS

PART NUMBER

Tubing O.D.	Tubing Type	Gauge	Stem	Cat Insert O.D. Nominal	Material	Part Number	Shipping Weight (LBS) (Each)
5/8"	Round	16	375L	0.520	Plastic	I-5/8RD 16GA 375L	0.01
	Round	18		0.540	Plastic	I-5/8RD 18GA 375L	0.01
3/4"	Round	16	375L	0.630	Plastic	I-3/4RD 16GA 375L	0.01
	Square	16		0.630	Plastic	I-3/4SQ 16GA 375L	0.01
7/8"	Round	16	375L	0.750	Plastic	I-7/8RD 16GA 375L	0.01
1"	Round	16	375L	0.910	Plastic	I-1RD 16GA 375L	0.02
	Square	16		0.910	Plastic	I-1SQ 16GA 375L	0.03

DIE CAST INSERTS

PART NUMBER

Tubing O.D.	Tubing Type	Gauge	Stem	Cat Insert O.D. Nominal	Material	Part Number	Shipping Weight (LBS) (Each)
1"	Round	14	625S	1.010	Die Cast	I-1RD 14GA 625S	0.02
1 1/4"	Square	14	625S	1.100	Die Cast	I-1 1/4SQ 14GA 625S	0.34
1 1/2"	Square	16	625S	1.400	Die Cast	I-1 1/2SQ 16GA 625S	0.63
	Square	16	437SX1 5/16	1.400	Die Cast	I-1 1/2SQ 16GA 437SX1 5/16	0.56
1 5/8"	Round	16	625S	1.500	Die Cast	I-1 5/8RD 16GA 625S	0.36

437SX1 5/16



PLASTIC 437SX1 5/16 INSERTS

PART NUMBER

Tubing O.D.	Tubing Type	Gauge	Stem	Cat Insert O.D. Nominal	Material	Part Number	Shipping Weight (LBS) (Each)
1 1/16"	Round	16	437SX1 5/16	0.675	Plastic	I-11/16RD 16GA 437SX1 5/16	0.01
3/4"	Round Square	16	437SX1 5/16	0.640	Plastic	I-3/4RD 16GA 437SX1 5/16	0.01
		16		0.640	Plastic	I-3/4SQ 16GA 437SX1 5/16	0.01
7/8"	Round Square	16	437SX1 5/16	0.760	Plastic	I-7/8RD 16GA 437SX1 5/16	0.01
		16		0.760	Plastic	I-7/8SQ 16GA 437SX1 5/16	0.02
0.880	Round	-	437SX1 5/16	-	Plastic	I-.880RD SPGA 437SX1 5/16	0.02
1"	Round	14	437SX1 5/16	0.860	Plastic	I-1RD 14GA 437SX1 5/16	0.02
	Round	16		0.905	Plastic	I-1RD 16GA 437SX1 5/16	0.02
	Square	16		0.890	Plastic	I-1SQ 16GA 437SX1 5/16	0.03
	Square	17		0.910	Nylon	I-1SQ 17GA 437SX1 5/16	0.05
1 1/4"	Round	17	437SX1 5/16	1.175	Plastic	I-1 1/4RD 17GA 437SX1 5/16	0.03
	Square	14		1.115	Plastic	I-1 1/4SQ 14GA 437SX1 5/16	0.03

STEEL



STEEL INSERTS

PART NUMBER

Tubing O.D.	Tubing Type	Gauge	Stem	Cat Insert O.D. Nominal	Material	Part Number	Shipping Weight (LBS) (Each)
-	Round	-	375	0.375	Steel	I-375 STEEL WOOD	0.01
	Round	-	437SX1 5/16	0.580	Steel	I-437SX1 5/16RD ST FS	0.14
	Round	-	437SX1	0.575	Steel	I-1/2RD ST 437SX1	0.04
1"	Round	16-18	3/8-16	0.958	Steel	I-1RD STGA 3/8-16	0.06
	Round	16-18	437SX1 5/16	0.958	Steel	I-1RD STGA 437SX1 5/16	0.04
	Square	16-18	437SX1 5/16	0.943	Steel	I-1SQ STGA 437SX1 5/16	0.05
1 1/4"	Round	16-18	437SX1 5/16	1.186	Steel	I-1 1/4RD STGA 437SX1 5/16	0.06
	Square	16-18	437SX1 5/16	1.192	Steel	I-1 1/4SQ STGA 437SX1 5/16	0.06
1 1/2"	Round	16-18	437SX1 5/16	1.447	Steel	I-1 1/2RD STGA 437SX1 5/16	0.07
	Square	16-18	437SX1 5/16	1.440	Steel	I-1 1/2SQ STGA 437SX1 5/16	0.07
2"	Round	16	437SX1 5/16	1.907	Steel	I-2RD STGA 437SX1 5/16	0.10
2 1/2"	Round	16	437SX1 5/16	2.405	Steel	I-2 1/2RD STGA 437SX1 5/16	0.15

EXPANDABLE



EXPANDABLE INSERTS

PART NUMBER

Tubing O.D.	Tubing Type	Gauge	Stem	Cat Insert O.D.	Material	Part Number	Shipping Weight (LBS) (Each)
3/4"	Round	-	Expandable	.750-.813	Rubber	I-3/4RD EXP	0.27
	Square	-		.750-.813	Rubber	I-3/4SQ EXP	0.32
7/8"	Round	-	Expandable	.875-.938	Rubber	I-7/8RD EXP	0.26
	Square	-		.875-.938	Rubber	I-7/8SQ EXP	0.27
1"	Round	-	Expandable	1.062-1.125	Rubber	I-1RD EXP	0.41
	Square	-		1.062-1.125	Rubber	I-1SQ EXP	0.43
1 1/8"	Round	-	Expandable	1.125-1.188	Rubber	I-1 1/8RD EXP	0.43
	Square	-		1.125-1.188	Rubber	I-1 1/8SQ EXP	0.46
1 3/8"	Round	-	Expandable	1.375-1.438	Rubber	I-1 3/8RD EXP	0.54
	Square	-		1.375-1.438	Rubber	I-1 3/8SQ EXP	0.54
1 1/2"	Round	-	Expandable	1.500-1.563	Rubber	I-1 1/2RD EXP	0.54
	Square	-		1.500-1.563	Rubber	I-1 1/2SQ EXP	0.56

Custom sizes available. Please contact our customer service department.



FLOOR TRUCK LOCK

SERIES



FEATURES

FINISH: Corrosion resistant bright zinc finish

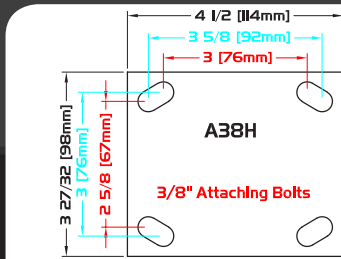
LOCKFOOT: Bottom of lock is rubber padded to prevent damage to floors and maximize grip

PLATE: Same top plate and bolt hole spacing as our 1900, 6400, Maxx™, EMaxx™, 7000, 7900 and Tornado series

SPECIAL: Algood's Floor Truck Lock (FTL) secures platform truck loading and unloading. All you have to do is step down on the lock to engage and step down again to disengage. May be bolted or welded to platform truck.

- EXCELLENT FOR:**
- Platform truck
 - Alternative to brake

PLATE DIAGRAMS



STANDARD PLATE: A38H
Plate Thickness: 1/4"

MEASURED HEIGHT

PART NUMBER

Size	Overall Height (Locked)	Overall Height (Unlocked)	Part Number	Shipping Weight (lbs)
4"	6"	4 5/8"	FTL-4	3.25
5"	6 7/8"	5 5/8"	FTL-5	3.40
6"	7 7/8"	6 1/2"	FTL-6	3.50
8"	9 7/8"	8 1/2"	FTL-8	3.75



QUICK CHANGE PLATE

SERIES



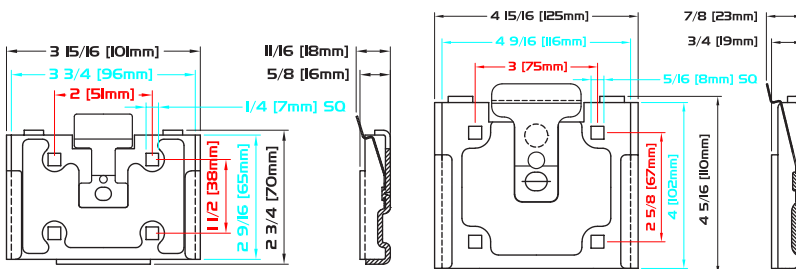
FEATURES

FINISH: Corrosion resistant bright zinc finish



NOTE: Quick Change Plates (QCP) are designed for abusive caster applications without having to remove nuts and bolts. The QCP can lower your labour costs and eliminate having to tighten nuts and bolts.

The QCP is designed to be welded or bolted to your unit and have the caster easily slide into the QCP and lock into place. The QCP is used so the caster can be removed during transport and re-installed when ready. Minimal downtime.

- EXCELLENT FOR:**
- Time sensitive applications
 - Abusive applications
 - Waste industry
 - Minimal downtime



PART NUMBER

Plate	Part Number	Shipping Weight (lbs)
	QCP-A25D	0.63
	QCP-A38H	1.25



CONVERTIBLE ALUMINUM HAND TRUCK

SERIES

1,000 LBS



FEATURES

FINISH: Corrosion resistant bright aluminum finish
TOE: Plate
WHEEL: 2 - 5"X 1 1/4" ProTech™ wheels with ball bearings;
 2 - 10"X3 1/2" Pneumatic wheels with ball bearing in the rear
SPECIAL: Anti Slip curved handles

DESCRIPTION: Light weight aluminum frame balanced to assure easier wheeling. Quick kick release converts in seconds from a two wheel hand truck to a four wheel platform truck.

EXCELLENT FOR:




- Moving
- Couriers
- Factory use
- Heavy material handling

SPECIAL:

Replacement parts available

SPECIFICATIONS

PART NUMBER

Hand Truck Height	Capacity Lbs. (Hand)	Platform Truck Height	Platform Truck (Length)	Capacity Lbs. (Platform)	Wheel Type	Part Number	Shipping Weight (lbs)
							
51"	500	40"	38"	1,000	ProTech™ / Pneumatic	HTA-57X40X38	42.00





LL LEVELING CASTERS

880LBS

SERIES



FEATURES

KINGPIN: 5/16" (for SLL0050); 3/8" (for SLL0300); 15/32" (for SLL0600 & SLL1000)
RACEWAY: 5/32" (for SLL0050); 7/32" (for SLL0300); 1/4" (for SLL1000)
BUSHING: Nylon bearing

AXLE&NUT: 5/16" axle & nut (for SLL0050); 3/8" (for SLL0300); 15/32" (for SLL0600 & SLL1000)
FINISH: Powder coated Ivory, (available in Black upon request)
HARDENED: Washers
LEG SPACING: 7/8" (for SLL0050); 15/16" (for SLL0300); 1 9/32" (for SLL0600); 1 7/16" (for SLL1000)



NYLON

EXCELLENT FOR:

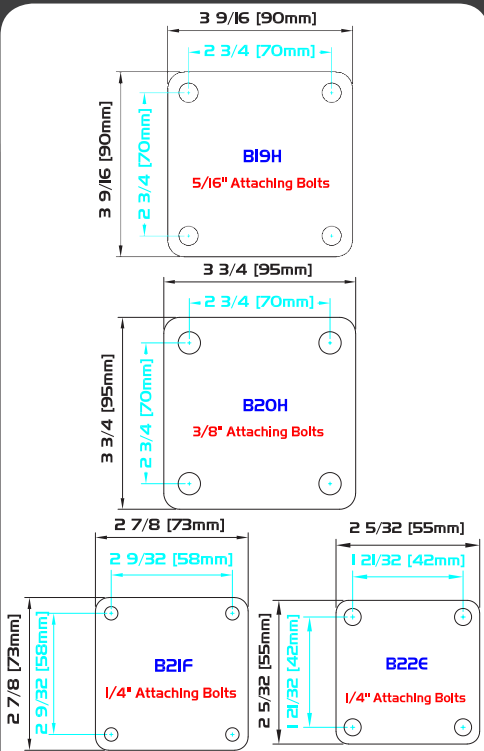
- Testing & packing machines
- Weaving machinery
- Numbering machines
- Printing presses
- Computer equipment

SPECIAL:

This die-cast aluminum caster allows for moving heavy equipment. Once the equipment is in place, there is an adjustment knob in the back that is turned which brings down the foot or pad, lifting the wheel off the ground to prevent rolling. The foot is raised until the unit is level.

WHEEL		CASTER					PART NUMBER		Caster Weight (lbs)
Diameter	Tread Width	Capacity Lbs.	Bearing Type	Swivel Radius	Overall Height	Maximum Overall Height	Wheel Type	Swivel	
1 21/32"	1 1/16"	110	Plain	2 1/16"	2 13/16"	3 3/16"	Nylon	SLL0050-B22E-NY	0.84
		110	Plain	2 1/16"	2 13/16"	3 3/16"	Nylon	SLL0050-M8-1.25DT-NY	0.84
		110	Plain	2 1/16"	2 13/16"	3 3/16"	Nylon	SLL0050-M12-1.75DT-NY	0.84
2"	7/8"	330	Plain	2 7/16"	3 1/4"	3 5/8"	Nylon	SLL0300-B21F-NY	1.68
		330	Plain	2 7/16"	3 1/4"	3 5/8"	Nylon	SLL0300-M12-1.75DT-NY	1.37
		330	Plain	2 7/16"	3 1/4"	3 5/8"	Nylon	SLL0300-M16-2DT-NY	1.37
2 27/16"	1 1/8"	660	Plain	3 1/16"	4"	4 5/8"	Nylon	SLL0600-B19H-NY	3.04
		660	Plain	3 1/16"	4"	4 5/8"	Nylon	SLL0600-M12-1.75DT-NY	2.47
		660	Plain	3 1/16"	4"	4 5/8"	Nylon	SLL0600-M16-2DT-NY	2.47
2 13/16"	1 7/32"	880	Plain	3 1/2"	4 3/4"	5 7/16"	Nylon	SLL1000-B20H-NY	4.01
		880	Plain	3 1/2"	4 3/4"	5 7/16"	Nylon	SLL1000-M16-2DT-NY	3.44

PLATE DIAGRAMS



HOLES

TAPPED HOLES

***	DIAMETER	MIN. DEPTH	PITCH
M8-1.25DT	M8	5/16"	1.25
M12-1.75DT	M12	13/16"	1.75
M16-2DT	M16	9/16"	2





BALL TRANSFERS

SERIES

250LBS



FEATURES

BALL MATERIAL:
HOUSING MATERIAL:
DESCRIPTION:

Carbon Steel
Carbon Steel
Omni-directional swivelling action allows for ease of movement in a variety of applications.

SPECIAL: Available in Nylon and Stainless Steel upon request.

BTSM-.625



BTM-.625

SPECIFICATIONS

PART NUMBER

Ball Diameter	Capacity Lbs.	Overall Height	Bolt Hole Spacing	Mounting Hole Size	Mounting Stud Length	Mounting Stud Size	Mounting Type	Ball Type	Part Number	Shipping Weight (Lbs.)
5/8"	125	13/16"	-	-	1/2"	1/4"- 20	Stud Flange	Steel	BTSM-.625	0.17
	125	3/8"	-	1" dia.	-	-		Steel	BTM-.625	0.14
1"	75	1 3/16"	2 3/16"	7/32"	-	-	Flange Stud	Steel	BT-1.0	0.30
	75	1 3/8"	-	-	1 1/16"	5/16"- 18		Steel	BTS-1.0	0.40
1 1/2"	250	1 13/16"	2 7/16" X 2 7/16"	9/32"	-	-	Flange	Steel	BT-1.5	1.25



BT-1.0



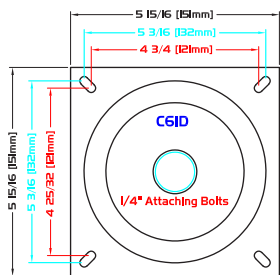
BTS-1.0



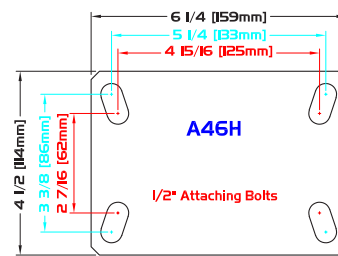

BT-1.5

SWIVEL PLATES

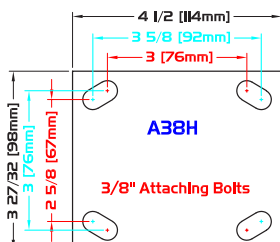
SWIVEL PLATE-6X6



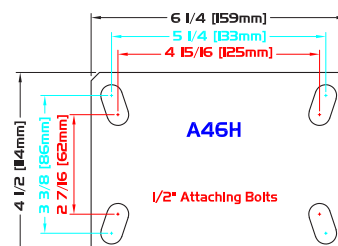

SWIVEL PLATE-6800-A46H



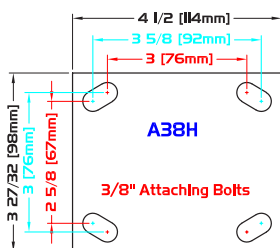
SWIVEL PLATE-7000-A38H



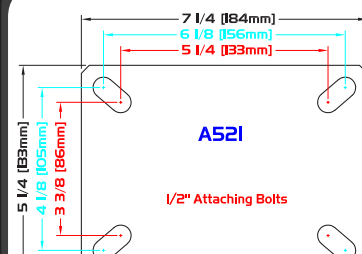

SWIVEL PLATE-TW-A46H



SWIVEL PLATE-TOR-A38H



SWIVEL PLATE-TY-A52I



SPECIFICATIONS


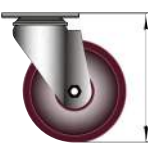







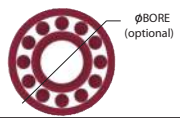


PART NUMBER

Plate	Capacity Lbs.	Overall Height	Series	Part Number	Shipping Weight (Lbs.)
C61D	300	15/16"	-	SWIVEL PLATE-6X6	2.40
A38H	900 1,200	1 3/32" 1 7/16"	7000 Tornado	SWIVEL PLATE-7000-A38H SWIVEL PLATE-TOR-A38H	3.25 3.75
A46H	1,400 1,800	1 1/8" 1 7/16"	6800 Twister	SWIVEL PLATE-6800-A46H SWIVEL PLATE-TW-A46H	5.25 5.25
A52I	3,200	1 5/8"	Typhoon	SWIVEL PLATE-TY-A52I	9.25



SPECIALTY CASTER SHEET

- Swivel Rigid
- Special Custom

<p>CAPACITY</p> 		CUSTOMER INFORMATION	
<p>OVERALL HEIGHT</p> 		<p>COMPANY: _____</p> <p>ADDRESS: _____</p> <p>_____</p> <p>CITY: _____</p> <p>PROVINCE/STATE: _____</p> <p>COUNTRY: _____</p> <p>POSTAL/ZIP CODE: _____</p>	<p>CONTACT: _____</p> <p>E-MAIL: _____</p> <p>PHONE #: + () - _____</p> <p> + () - _____</p> <p> + () - _____</p> <p>FAX #: + () - _____</p> <p> + () - _____</p>
<p>SWIVEL RADIUS</p> 		<p>ALGOOD CSR: _____ DATE: _____</p>	
<p>WHEEL DIAMETER</p> 		<p>FINISHES</p>	
<p>TREAD WIDTH</p> 		<p>FASTENINGS</p> 	
<p>HUB LENGTH</p> 		<p>AXLES</p> 	<p>AXLE DIA:</p> <p><input type="checkbox"/> REG <input type="checkbox"/> ZERK</p> <p><input type="checkbox"/> SINGLE CASTER <input type="checkbox"/> DUAL CASTER</p>
<p>WHEEL TYPE</p> 		<p>REVISION#</p>	
<p>BEARING/BUSHING TYPE</p> 		<p>ALGOOD PART NUMBER:</p>	
<p>LEG SPACING</p> 		<p>QUANTITY: _____ PCS. PRICE: \$ _____</p>	
<p>BRAKES & LOCKS</p> 	<p><input type="checkbox"/> SLB <input type="checkbox"/> TLB1</p> <p><input type="checkbox"/> DLB <input type="checkbox"/> UWB</p> <p><input type="checkbox"/> iLK <input type="checkbox"/> iLKW</p> <p><input type="checkbox"/> iLKS <input type="checkbox"/> iLK4</p> <p><input type="checkbox"/> TLB <input type="checkbox"/> PWB</p> <p><input type="checkbox"/> PSL <input type="checkbox"/> TSB</p>	<p>• _____</p> <p>• _____</p> <p>• _____</p> <p>• _____</p>	
•			
•			



LIABILITY & WARRANTY

LIMITED LIABILITY

WARRANTY POLICY

Every product manufactured by Algood Casters Limited ("Algood") is warranted against defects in material and workmanship for a period of **THREE YEARS** from the date of delivery. Algood does not warranty nor shall Algood be liable for product that is not purchased from Algood or assembled 100% by Algood. This limited warranty also does not cover claims resulting from abuse, misuse, improper installation, mishandling or improper maintenance of the product, or any alterations or modifications of the product which have not been pre-authorized by Algood. In addition, this limited warranty does not cover corrosion or rust due to environmental conditions.

All products that are being returned due to defect in material or workmanship must first obtain an **RMA** (Return Merchandise Authorization) number from Algood. Returned products must be sent at buyer's sole expense. C.O.D. returns will not be accepted.

Any product that is found to be defective because of material or workmanship within the warranty period will be replaced or repaired free of charge, excluding freight and installation costs. Algood shall have sole and absolute discretion to replace or repair the product. This remedy is the sole remedy in contract, tort, or otherwise, and in no circumstances shall Algood be responsible for any special, incidental or consequential damages. This warranty is exclusive and is in lieu of any other warranty, written or oral, including but not limited to any express warranty of merchantability or fitness for a particular purpose.

PRODUCT DELAY

Under no circumstances shall Algood be liable for any indirect or consequential damages whatsoever to any party including, but not limited to, damages or liability for loss of use, revenue or profit or for any other incidental, special or consequential damage.

USE OF PRODUCT

All casters and wheels sold by Algood are for the sole purpose of conveying goods of the type, size and weight specified for that product in its catalogue. Algood products are **NOT** designed for the conveyance of people.

CHANGE OF SPECIFICATIONS AND PRICING

Algood reserves the right to change specifications and pricing and to discontinue product at any time without notice.

LEGAL

All contracts shall be governed by the laws of the Province of Ontario and all disputes will be settled solely pursuant to the laws of the Province of Ontario.

RETURNS

Product can be returned for credit or exchange only within seven (7) days of delivery and not thereafter. Returned product is subject to a fifteen percent (15%) re-stocking charge based on the net value of the invoice. All returns require an **RMA** number or the return will not be accepted. Returned products must be sent at buyer's sole expense. C.O.D. returns will not be accepted.

TRADE MARKS & PATENTS

The buyer acknowledges Algood's exclusive right, title, and interest in and to any trade marks, patents, trade names, illustrations, drawings, pictures, databases, and programs. The buyer will not, at any time, do or cause to be done, any act or thing directly or indirectly contesting or tending to impair Algood's use of and Algood's right, title and interest in and to any trade marks, patents, trade names, illustrations, drawings, pictures, databases, and programs.

CUSTOMER RESPONSIBILITIES

If caster stem is to be screwed into customer's unit, the customer must add a washer to the stem that will cover the incomplete threads. The stem shoulder must fit tightly against the unit. Is it the customer's responsibility to mount the caster in a workmanlike manner so there will be no risk to operator safety. It is the customer's responsibility to determine the fitness of the caster for its application. Substitution of Algood's yoke or wheel invalidates all liability and warranty.

SHIPPING TERMS

Freight terms for all items in this price list are F.O.B. our factory, Brampton, Ontario, Canada.

PAYMENT TERMS

2% less 10 days/Net 30

TAXES

All applicable taxes are extra. Minimum Billing

No order will be entered for an amount of less than \$100.00 net value. Algood reserves the right to accumulate billing.

RETURNED GOODS

- 1) All returns are subject to a 15% restocking charge.
- 2) Customers are responsible for freight costs for returned merchandise.
- 3) Contact Customer Service and request an **RMA** number **BEFORE** you return the product. Only goods returned with authorization will be accepted.
- 4) Provide Customer Service with your Name, Invoice Number, Part Number and Product Description. All returned items must include a description of the problem. All products returned must be in the same condition as shipped from our factory.
- 5) Enclose a copy of the invoice with the returned goods.
- 6) Items made on a custom or special basis may **NOT** be returned. Consult your Technical Sales Representative or Customer Service **BEFORE** purchasing.
- 7) Failure to follow these return instructions may result in the return of the products to you at your expense.

SAMPLES

For samples with a value of \$20.00 or less:

- a) Samples will be no charge.
- b) Freight charge will be collect.

For samples with a value greater than \$20.00:

- a) Samples will be charged at quoted price.
- b) Freight will be collect.
- c) A credit will be issued upon returned sample(s).
- d) Returned samples are subject to Algood's Returned Goods Policy, though the 15% Restocking Charge will be waived.

LIGHTNING SERVICE

Algood's Lightning Service gets you rolling fast. All the items contained in this catalogue are in stock at our factory. Your order, in most cases will be shipped same day next day latest. Why wait for others when you can get rolling with Algood.

The Wheel—Humanity's Greatest Invention.

It was revolution – both literally and figuratively. As early man rolled forward, he could only look upward and imagine what the future would bring. This was innovation in action. It was proof that the path to progress can only be cleared through man's tenacity and his mastery of materials. Today we call it craftsmanship. While many millennia have passed, the spirit of innovation and the accomplishment of people who are totally dedicated to a pursuit still exists. It's at Algood. **The Next Generation of CasterSmiths™.**

Distributed By:



1120 Fuller Drive Garrett, IN 46738
Ph: (888) 276-3386 Fax: (260)
357-0889 sales@bandcip.com

TORONTO

Head Office
110 Delta Park Blvd.
Brampton, Ontario
Canada L6T 5E7
Tel: +1.416.749.7743
Toll Free: +1.800.ALGOOD.3
+1.800.254.6633
Fax: +1.416.747.5671
Email: service@algood.com

MONTREAL

Algood - Simfer
3375 Boul. Des Entreprises
Terrebonne, Quebec
Canada J6X 4J9
Tel: +1.450.968.0886
Toll Free: +1.800.361.4729
Fax: +1.450.968.3323
Email: simfer@algood.com

VANCOUVER

Algood - CasterWorld BC
1368 Kingsway Avenue,
Unit #1140
Port Coquitlam, British Colombia
Canada V3C 6P4
Tel: +1.604.942.8300
Fax: +1.604.942.8305
Email: sales@casterworld.com

SEATTLE

Algood USA
4810 Point Fosdick Drive NW
Suite 40
Gig Harbor, Washington
USA 98335
Tel: +1.253.853.6519
Toll Free: +1.866.825.8753
Fax: +1.253.295.1615
Email: usa@algood.com

