

57

SERIES KINGPINLESS STYLE

1,500 ^{LBS} maximum capacity



Item Shown: 57-8002002-91-1

FEATURES

Swivel Section: Sealed precision ball bearing with hardened raceways and neoprene seals.

Legs: 1/4" x 2" steel, formed and continuously welded on the inside and outside of the yoke base.

Kingpin: Kingpinless style design.

Axle: 1/2" diameter.

Lubrication: Sealed ball bearing is lubricated and requires zero maintenance.

Wheels: 6" to 10" diameter wheels are available with sealed precision ball bearings.

Finish: Clear zinc plating.

BENEFITS

The 57 Series is maintenance free with its sealed precision ball bearing in the swivel section and in the wheels. The smooth rotation and extended lead help lower ergonomic forces.

APPLICATIONS

Excellent for production racks and fixtures, parts bins, conveyer systems, and other applications where maintenance free casters and ergonomics are concerns.

OPTIONS

Brakes:




- Cam: C
- Poly Lock: P*
- Face Contact: F

Swivel Locks:

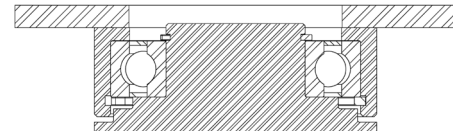
- Factory Installed: L
- Demountable: DL

- Toe Guard: TG

*For wheels with diameter >6

|  |  |  |
|---|---|---|
| Top Plate Size | Bolt Hole Spacing | Bolt Diameter |
| Std: 4.5 x 6.25 | 2.438 x 4.938 Slotted to 3.375 x 5.25 | 0.5 |
| OT 70: 5.0 x 7.25 | 3.375 x 5.25 Slotted to 4.125 x 6.125 | 0.5 |

57 Series Cross Sectional View



| WHEEL | | | CAPACITY | | | PART NUMBER | | |
|-------|-------|---------------------|----------------|-------|-------------|-------------------------------|---------------|-------|
| Dia. | Width | Material | Precision Ball | OAH | Swivel Lead | Precision Ball | Swivel Radius | Wt. |
| 6 | 2.00 | T/R Polyurethane | 960 | 8.31 | 2.75 | 57-06202-61-1 | 5.84 | 12.00 |
| 6 | 2.00 | T/R-95 Polyurethane | 1,400 | 8.31 | 2.75 | 57-06202-91-1 | 5.84 | 12.00 |
| 6 | 2.00 | HPPT Polyurethane | 1,500 | 8.31 | 2.75 | 57-06202-90-1 | 5.84 | 12.00 |
| 8 | 2.00 | T/R Polyurethane | 1,240 | 10.13 | 2.75 | 57-08202-61-1 | 6.82 | 16.00 |
| 8 | 2.00 | T/R-95 Polyurethane | 1,500 | 10.13 | 2.75 | 57-08202-91-1 | 6.82 | 16.00 |
| 8 | 2.00 | HPPT Polyurethane | 1,500 | 10.13 | 2.75 | 57-08202-90-1 | 6.82 | 16.00 |

Capacity listed is for manual operation. For powered operations, consult factory.
Part Numbers listed are for the swivel caster. For rigid casters, change the last digit from 1 to 2 (i.e. 57-08202-60-2).
Estimated weight is for swivel caster. Deduct 20 percent of swivel caster weight for rigid casters.
* This caster has annular ball bearings
All dimensions are in inches. All weights are in pounds.

