

The VersaTrac 27[®] Series casters provide solutions to a wide range of institutional and industrial applications. This caster is available in multiple styles and sizes. The VersaTrac 27[®] Series is offered in numerous top plates and stem choices and is available with nine standard wheel combinations. This is a durable and reliable caster. It includes extra thick material in the top plate, yoke and raceways. The VersaTrac 27[®] is heat treated for extended service life and comes standard with a metal dust shield. This series provides the ultimate in value at very competitive prices.

Features

Swivel Section: Two complete 2.75 mm shielded heat treated raceways, which prevents brinelling, provides improved swivel action and extends service life.

Kingpin: 1/2" diameter kingpin for increased swivel strength

Axle: 3/8" diameter with lock nut

Finish: Zinc plated to protect against corrosion

Wheels: A wide variety of 3" through 5" diameter available with either roller, ball, celcon, oilite or plain bearings

Mounting Plate Size:

Swivel: 3.5 mm x 2-5/8" x 3-3/4"

Rigid: 2.75 mm x 2-5/8" x 3-3/4"

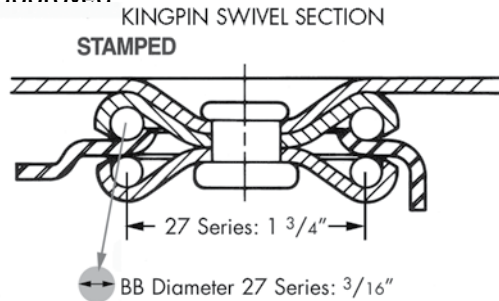
Bolt Hole Spacing: 1-3/4" x 2-7/8"

Mounting Bolt Diameter: 5/16"

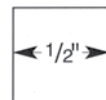
Applications

The VersaTrac 27[®] Series Caster is very popular, and accounts for nearly half of all institutional casters in use today. These casters are used extensively in general industry, medical equipment, laboratory, residential, hotel, industrial and manufacturing applications.


The VersaTrac 27[®] Series Casters are ideal for use in food service and food processing equipment, carts, dollies, bins, cases, racks, tables, commercial appliances, retail fixtures, display stands, business machines and equipment. Most VersaTrac 27[®] Series Casters are NSF approved



RIVET CROSS SECTION



27 Series
31 Series



27-RPB-0412-S-TG



27-RPR-0412-S



27-RPR-0412-R

Options

- ICWB** Field Installable Face Contact Brake*
- SS** Stainless Steel
- TG** Thread Guard
- TLB** Total Lock Brake*
- WB** Side Wheel Brake*

*Brakes available for swivel casters only



Available NSF Products:

All casters except those with thread guards, cast iron, elastic rubber or soft rubber wheels. Add "-N" to the end of the model number to specify an NSF approved caster. For example: 27-HNP-0312-S-N.

OPTIONAL MOUNTING PLATES

Optional Top Plate Number	Mounting Plate	Bolt Hole Spacing
ST1	3-1/8" x 4-1/8"	1-3/4" x 2-7/8" slotted to 2-3/8" x 3-7/16"
ST2	4" x 4-1/2"	2-5/8" x 3-5/8" slotted to 3" x 3"

UP TO 300 POUND CAPACITY

SPECIFICATIONS

Wheel Diameter	Wheel Width	Wheel Type	lbs. Capacity	Overall Height	Swivel Caster Model Number			Swivel Lead	lbs. Approx Weight
					Straight Roller Bearing	Ball Bearing	Plain, Oilite, Celcon Bearing		
3"	1-1/4"	Cast Iron	300	4-1/4"			27-CIP-0312-S	1-1/4"	2.8
		Hard Rubber	250				27-HRO-0312-S		1.8
		High-Temp. Nylon	300				27-HNP-0312-S		1.7
		Performance TPR	190			27-RPB-0312-S	27-RPC-0312-S		1.7
		Phenolic	250			27-DUB-0312-S	27-DUC-0312-S		1.7
		Polyolefin	250			27-POB-0312-S	27-POP-0312-S		1.5
		Soft Rubber	150				27-SRO-0312-S		1.8
		Urethane				27-UPB-0312-S	27-UPC-0312-S		1.8
		Polypropylene	225						
3-1/2"	1-1/4"	Hard Rubber	250	4-3/4"			27-HRO-3512-S	1-5/16"	2.0
		Performance TPR	200			27-RPB-3512-R	27-RPC-3512-S		1.9
		Phenolic	275			27-DUB-3512-S	27-DUC-3512-S		1.9
		Polyolefin	275			27-POB-3512-S	27-POP-3512-S		1.7
		Signature	225			27-SWB-3512-S			1.9
		Soft Rubber	150				27-SRO-3512-S		2.0
		Urethane	250			27-UPB-3512-S	27-UPC-3512-S		2.0
		Polypropylene							
4"	1-1/4"	Cast Iron	300	5-1/4"	27-EPR-0412-S		27-CIP-0412-S	1-5/16"	3.3
		Elastic Rubber	250						2.0
		Hard Rubber	260				27-HRO-0412-S		2.2
		High-Temp. Nylon	300				27-HNP-0412-S		1.8
		Performance TPR	275			27-RPB-0412-S	27-RPC-0412-S		1.9
		Phenolic	300			27-DUB-0412-S	27-DUC-0412-S		2.1
		Polyolefin	300			27-POB-0412-S	27-POP-0412-S		1.6
		Signature	250			27-SWB-0412-S			2.0
		Soft Rubber	180				27-SRO-0412-S		2.2
		Urethane	275			27-UPB-0412-S	27-UPC-0412-S		2.0
Polypropylene									

To order a rigid caster, change the "S" to "R" in the model number. For example, 27-UPB-0512-R. To order the rig only, omit the blue letters, for example 27-0512-S. Note: (1.) For weight of Total Lock Caster add .24 pounds. (2.) For weight of Rigid Caster deduct .7 pounds. (3.) Total Lock Wheel Brake should not be used on hard wheels. For best performance, use only on soft wheel material. Dimensions shown are nominal. If precise dimensions are required, please consult the factory. **Many stems and hollow kingpin sizes are available. Contact factory for more information.**



For our 27 Series

Interchangeable Stem Casters

RWM also stocks hard to find and unusual Interchangeable Stems for our 27 Series Casters. Choose from our 7/8" x 2" square stem with holes, 7/16" x 1 1/2" threaded stem, 5/8"-11 x 1 3/4" threaded stem or our 3/4"-10 x 1 3/4" threaded stem. Ask for our 27 Series hollow kingpin rig and bolt on the stem you need!



MODEL	DESCRIPTION
BOLT ON STEMS	
116 Stem	7/8" x 2" Square Stem with holes
117 Stem	7/16" x 1 1/2" Threaded Stem
118 Stem	5/8"-11 x 1 3/4" Threaded Stem
119 Stem	3/4"-10 x 1 3/4" Threaded Stem
128 Stem	5/8" x 2-3/16" Grip Rings
129 Stem	13/16" x 2-3/16" Grip Rings
RIGS	
27-0312-S-HKP-1/2"	27 Series 3" x 1 1/4" with hollow kingpin 1/2"
27-0412-S-HKP-1/2"	27 Series 4" x 1 1/4" with hollow kingpin 1/2"
27-0512-S-HKP-1/2"	27 Series 5" x 1 1/4" with hollow kingpin 1/2"
10007030XX	Nut to assemble

UP TO 300 POUND CAPACITY