


LIFT PRODUCTS INC.

INNOVATIONS IN ERGONOMICS



**For a FAST Quote or More Information
Please Call**

Toll-Free: 1-888-276-3386

Visit our Website: www.bandcip.com




TABLE OF CONTENTS

Table of Contents	1
Ergonomics	2
Roto-Max Work Positioner Rotating Scissor Lift Table	3
Level Loader.....	4
Max-Lift Scissor Lift Table	5
Max-Lift Scissor Lift Table Wide Base 36"	6
Max-Lift Scissor Lift Table Wide Base 48"	7
Max-Lift Scissor Lift Table Double High	8
Max-Lift Scissor Lift Table, Double Long	9
Max-Lift Scissor Lift Table, Double Wide	10
Max-Lift Heavy Duty Scissor Lift Table.....	11
Max-Lift Scissor Lift Table Options.....	12
Scissor Lift Table Max-Medium Duty M22/Max-M33.....	13
G-Series Scissor Lift Table Light Duty.....	14
Max-Lift Mobile Lift Table	15
Max-Lift Self-Propelled Scissor Lift Table.....	16
Max-Tilt Hydraulic Upender	17
Max-Tilt Hydraulic Table.....	18
Max-Lift & Tilt Table.....	19
Guardian Standard Scissor Lift Table	20
Guardian Low Profile Scissor Lift Table	21
Guardian Low Profile U-Lift Scissor Table.....	22
Guardian Low Profile E-Lift Scissor Table	23
Guardian Lift N' Spin Scissor Table	24
Scissor Lift Table Stainless-Steel	25
Scissor Ground Entry Lift Table Stainless-Steel	26
Roto-Max Work Positioner Rotating Scissor Lift Table Stainless-Steel.....	27
Level Loader Stainless-Steel	28
Maxx-Mini Lift Mobile Foot Pump Lift Table Stainless-Steel	29
Maxx-Jack Electric High Lift Stainless-Steel	30
Moto-Tugger Medium Duty	31
Moto-Tugger Heavy Duty	32
Moto-Cart Self Propelled Electric Platform Truck	33
Moto-Cart Self Propelled Electric Platform Truck Heavy Duty	34
Moto-Cart Jr. Self Propelled Electric Platform Truck.....	35
Custom Lift Tables.....	36

Lift Products Inc. is a manufacturer of ergonomic industrial material handling equipment, including lift and tilt tables, upenders, and electrical platform trucks. Based in Wisconsin, we are a customer-orientated company that consistently looks for new ways to support dealer networks and OEMs. Incorporating our driving principle, Innovation in Ergonomics, we strive daily to make workplaces safe and efficient. Lift Products' tables are available in various capacities and sizes to accommodate a wide range of industrial material handling applications.



ERGONOMICS



Made in Wisconsin



Lift Products Inc.

In most industries transporting, loading, and unloading materials is a daily occurrence and an ongoing ergonomic challenge. The Bureau of Labor Statistics reports over half a million ergonomic, work-related injuries, costing employers billions of dollars each year. Dollars spent on improving workplace ergonomics will have an excellent return on investment. Ergonomics is an applied science that coordinates people and equipment with safety, functionality, and efficiency. **Lift Products Inc.** offers ergonomic material handling solutions to many industries, creating better and safer work environments for employees to perform their daily duties.



**For a FAST Quote or More Information
Please Call**

Toll-Free: 1-888-276-3386

or

Visit our Website: www.bandcip.com

ROTO-MAX WORK POSITIONER ROTATING SCISSOR LIFT TABLE



The Roto-Max Work Positioner's (RTMX) ergonomic design makes it an excellent choice for many material handling applications. The Roto-Max positions products at an ideal height, while the 360-degree rotating top gives workers easy load access without stretching or walking around the table. The Roto-Max is available in several capacities and has a stainless-steel option for the food and pharmaceutical industries.



Made in Wisconsin

Specifications

Model	Capacity (lbs)	Height		Platform Size	Lift Speed (sec)	Base Frame	Motor (hp)	Voltage
		Lower	Upper					
RTMX-25-HS	2,500	6.5"	32.5"	43" Dia.	10	30" x 45"	1.5	115
RTMX-30	3,000	6.5"	32.5"	43" Dia.	14	30" x 45"	1.5	115
RTMX-35	3,500	6.5"	32.5"	43" Dia.	19	30" x 45"	2	230/460
RTMX-25-HS-SS*	2,500	6.5"	32.5"	43" Dia.	10	30" x 45"	1.5	115
RTMX-30-SS*	3,000	6.5"	32.5"	43" Dia.	14	30" x 45"	1.5	115
RTMX-35-SS*	3,500	6.5"	32.5"	43" Dia.	19	30" x 45"	2	230/460

*Stainless Steel/Steel-It Paint for "Wash Down Applications"


Standard Features

- Trapped Top and Bottom Scissor Arms
- Grease Fittings on Pivot and Cam Rollers
- Magnetic Backed Hand Control Box
- Built-In Maintenance Bars
- Cylinders with Internal Stops, Hard Chrome-Plated, Polished Shafting, Hydraulic Cylinder Piston Rods
- Surfaces De-greased, Descaled, and Finished with Safety Yellow and Blue Enamel
- 10ft Power Cord
- S.A.E Hoses and Fittings
- Internal Gear Pump with Check Valve, Relief Valve and Solenoid Valve
- 360° Rotating Top with Heavy-Duty Cam Rollers and Exclusive Roto-Bearings
- Includes Hydraulic Oil and Filter
- Max-Lift Product Warranty; 2 Year Parts Warranty, 5 Year Structure Warranty, and a 90 Day Labor Warranty

Options



Foot Control



Accordion Safety Skirting



Rotational Brake

Custom Options Available

LEVEL LOADER



The Level Loader (LPSL-44) is an economical lift table for pallet building and work positioning. The LPSL-44 is available in three models, spring, air, and stainless galvanized. The LPSL-44 is a simple, self-leveling table that uses a spring system to raise and lower product loads. The LPSL-44-Air utilizes an airbag to self-level and position products, and when required, the LPSL-44-PSS is available with a stainless-steel frame and galvanized springs. Fork pockets for quick repositioning and a 360-degree rotational turntable are standard features with the LPSL-44 level loader.

Specifications

Model	Capacity (lbs)		Height		Platform Size	Base
	Min	Max	Lower	Upper		
LPSL-44	440	4,400	9.5"	28"	43" Dia.	36.6" x 45.25"
LPSL-44-AIR	440	4,400	9.5"	28"	43" Dia.	36.6" x 45.25"
LPSL-44-PSS	440	4,400	9.5"	28"	43" Dia.	36.6" x 45.25"

Standard Features

- 360° Rotating Manual Turn Table with 43.7" Diameter Top
- Low Friction Bearing Supported Turntable for Nearside Loading and Unloading
- Spring Range Capacity from 440lbs - 4,400lbs
- Fork Pockets for Easy Relocation
- Wide Base for Exceptional Free-Standing Stability

Options



Solid Top



Accordion Safety Skirt

For a FAST Quote or More Information
Please Call
Toll-Free: 1-888-276-3386
Visit our Website: www.bandcip.com

MAX-LIFT SCISSOR LIFT TABLE



Made in Wisconsin

Ergonomically designed with safety and efficiency in mind, the Max-Lift Scissor Lift Table (LPT) is one of the best values among material handling lift tables. The Max-Lift Table ensures that the product load is always at the right ergonomic height promoting worker safety. The LPT series is available in several different capacities, vertical travels, and platform sizes to accommodate various material handling needs.

Specifications

Model	Vertical Travel	Capacity (lbs)	Edge Loads		Platform		Base Frame	Height (+/- 0.125")	
			Static	Rolling	Standard	Maximum		Lowered	Raised
LPT-020-24	24"	2000	2000	1500	24 X 36	48 X 60	24 X 36	7.25"	31"
LPT-025-24	24"	2500	2500	2000	24 X 36	48 X 60	24 X 36	7.25"	31"
LPT-030-24	24"	3000	3000	2000	24 X 36	48 X 60	24 X 36	7.25"	31"
LPT-035-24	24"	3500	3000	2000	24 X 36	48 X 60	24 X 36	7.25"	31"
LPT-040-24	24"	4000	3000	2350	24 X 36	48 X 60	24 X 36	7.25"	31"
LPT-050-24	24"	5000	3500	2350	25 X 36	48 X 60	24 X 36	7.25"	31"
LPT-060-24	24"	6000	3500	2350	25 X 36	48 X 60	24 X 36	7.25"	31"
LPT-020-36	36"	2000	2000	1500	24 X 48	48 X 72	24 X 48	7.25"	43"
LPT-025-36	36"	2500	2500	2000	24 X 48	48 X 72	24 X 48	7.25"	43"
LPT-030-36	36"	3000	3000	2000	24 X 48	48 X 72	24 X 48	7.25"	43"
LPT-035-36	36"	3500	3000	2000	24 X 48	48 X 72	24 X 48	7.25"	43"
LPT-040-36	36"	4000	3000	2000	24 X 48	48 X 72	24 X 48	7.25"	43"
LPT-045-36	36"	4500	3500	2350	24 X 48	48 X 72	24 X 48	7.25"	43"
LPT-050-36	36"	5000	3500	2350	25 X 48	48 X 72	24 X 48	7.25"	43"
LPT-060-36	36"	6000	3500	2350	25 X 48	48 X 72	24 X 48	7.25"	43"
LPT-020-48	48"	2000	2000	1500	25 X 64	48 X 96	25 X 64	7.5"	55"
LPT-025-48	48"	2500	2500	1750	25 X 64	48 X 96	25 X 64	7.5"	55"
LPT-030-48	48"	3000	3000	2000	25 X 64	48 X 96	25 X 64	7.5"	55"
LPT-035-48	48"	3500	3000	2000	25 X 64	48 X 96	25 X 64	7.5"	55"
LPT-040-48	48"	4000	3000	2000	26 X 64	48 X 96	25 X 64	7.5"	55"
LPT-050-48	48"	5000	3500	2350	26 X 64	48 X 96	25 X 64	7.5"	55"
LPT-060-48	48"	6000	3500	2350	26 X 64	48 X 96	25 X 64	7.5"	55"
LPT-020-60	60"	2000	2000	1500	26 X 84	48 X 108	25 X 84	8"	68"
LPT-025-60	60"	2500	2500	2000	26 X 84	48 X 108	25 X 84	8"	68"
LPT-030-60	60"	3000	3000	2000	26 X 84	48 X 108	25 X 84	8"	68"
LPT-035-60	60"	3500	3000	2000	26 X 84	48 X 108	25 X 84	8"	68"
LPT-040-60	60"	4000	3000	2000	26 X 84	48 X 108	25 X 84	8"	68"
LPT-050-60	60"	5000	3500	2350	26 X 84	48 X 108	25 X 84	8"	68"
LPT-060-60	60"	6000	3500	2350	26 X 84	48 X 108	25 X 84	8"	68"

MAX-LIFT SCISSOR LIFT TABLE WIDE BASE 36"



Made in Wisconsin

The Max-Lift Scissor Lift Table Wide Base (LPT3W/LPT4W) is an excellent value for many heavy-duty material handling applications. With a 36" or 48" wide base, the LPT3W and LPT4W are available with various capacities, vertical travels, and platform sizes. The ergonomically designed Max-Lift Scissor Lift Table Wide Base was designed from the ground up to reduce work-related injuries, create efficiency and increase productivity.

Specifications - MAX-LIFT SCISSOR LIFT TABLE 36" WIDE BASE

Model	Vertical Travel	Capacity (lbs)	Edge Loads		Platform		Base Frame	Height (+/- 0.125")	
			Static	Rolling	Standard	Maximum		Lowered	Raised
LPT3W-020-36	36"	2000	2000	1500	36 X 48	60 X 72	34.75 X 48	7.25"	43"
LPT3W-025-36	36"	2500	2500	2000	36 X 48	60 X 72	34.75 X 48	7.25"	43"
LPT3W-030-36	36"	3000	3000	2000	36 X 48	60 X 72	34.75 X 48	7.25"	43"
LPT3W-035-36	36"	3500	3000	2000	36 X 48	60 X 72	34.75 X 48	7.25"	43"
LPT3W-040-36	36"	4000	3000	2000	36 X 48	60 X 72	34.75 X 48	7.25"	43"
LPT3W-045-36	36"	4500	3500	2350	36 X 48	60 X 72	34.75 X 48	7.25"	43"
LPT3W-050-36	36"	5000	3500	2350	36 X 48	60 X 72	34.75 X 48	7.25"	43"
LPT3W-060-36	36"	6000	3500	2350	36 X 48	60 X 72	34.75 X 48	7.25"	43"
LPT3W-020-48	48"	2000	2000	1500	36 X 64	60 X 96	34.75 X 64	7.5"	55"
LPT3W-025-48	48"	2500	2500	1750	36 X 64	60 X 96	34.75 X 64	7.5"	55"
LPT3W-030-48	48"	3000	3000	2000	36 X 64	60 X 96	34.75 X 64	7.5"	55"
LPT3W-035-48	48"	3500	3000	2000	36 X 64	60 X 96	34.75 X 64	7.5"	55"
LPT3W-040-48	48"	4000	3000	2000	36 X 64	60 X 96	34.75 X 64	7.5"	55"
LPT3W-050-48	48"	5000	3500	2350	36 X 64	60 X 96	34.75 X 64	7.5"	55"
LPT3W-060-48	48"	5000	3500	2350	36 X 64	60 X 96	34.75 X 64	7.5"	55"
LPT3W-020-60	60"	2000	2000	1500	36 X 84	60 X 108	34.75 X 84	8"	68"
LPT3W-025-60	60"	2500	2500	2000	36 X 84	60 X 108	34.75 X 84	8"	68"
LPT3W-030-60	60"	3000	3000	2000	36 X 84	60 X 108	34.75 X 84	8"	68"
LPT3W-035-60	60"	3500	3000	2000	36 X 84	60 X 108	34.75 X 84	8"	68"
LPT3W-040-60	60"	4000	3000	2000	36 X 84	60 X 108	34.75 X 84	8"	68"
LPT3W-050-60	60"	5000	3500	2350	36 X 84	60 X 108	34.75 X 84	8"	68"
LPT3W-060-60	60"	6000	3500	2350	36 X 84	60 X 108	34.75 X 84	8"	68"

MAX-LIFT Standard Features and Options on Pages 11-12

MAX-LIFT SCISSOR LIFT TABLE WIDE BASE 48"



Made in Wisconsin

The Max-Lift Scissor Lift Table Wide Base (LPT3W/LPT4W) is an excellent value for many heavy-duty material handling applications. With a 36" or 48" wide base, the LPT3W and LPT4W are available with various capacities, vertical travels, and platform sizes. The ergonomically designed Max-Lift Scissor Lift Table Wide Base was designed from the ground up to reduce work-related injuries, create efficiency and increase productivity.

Specifications - MAX-LIFT SCISSOR LIFT TABLE 48" WIDE BASE

Model	Vertical Travel	Capacity (lbs)	Edge Loads		Platform		Base Frame	Height (+/- 0.125")	
			Static	Rolling	Standard	Maximum		Lowered	Raised
LPT4W-020-36	36"	2000	2000	1500	48 X 48	72 X 72	46.75 X 48	7.25"	43"
LPT4W-025-36	36"	2500	2500	2000	48 X 48	72 X 72	46.75 X 48	7.25"	43"
LPT4W-030-36	36"	3000	3000	2000	48 X 48	72 X 72	46.75 X 48	7.25"	43"
LPT4W-035-36	36"	3500	3000	2000	48 X 48	72 X 72	46.75 X 48	7.25"	43"
LPT4W-040-36	36"	4000	3000	2000	48 X 48	72 X 72	46.75 X 48	7.25"	43"
LPT4W-045-36	36"	4500	3500	2350	48 X 48	72 X 72	46.75 X 48	7.25"	43"
LPT4W-050-36	36"	5000	3500	2350	48 X 48	72 X 72	46.75 X 48	7.25"	43"
LPT4W-060-36	36"	6000	3500	2350	48 X 48	72 X 72	46.75 X 48	7.25"	43"
LPT4W-020-48	48"	2000	2000	1500	48 X 64	72 X 96	46.75 X 64	7.5"	55"
LPT4W-025-48	48"	2500	2500	1750	48 X 64	72 X 96	46.75 X 64	7.5"	55"
LPT4W-030-48	48"	3000	3000	2000	48 X 64	72 X 96	46.75 X 64	7.5"	55"
LPT4W-035-48	48"	3500	3000	2000	48 X 64	72 X 96	46.75 X 64	7.5"	55"
LPT4W-040-48	48"	4000	3000	2000	48 X 64	72 X 96	46.75 X 64	7.5"	55"
LPT4W-050-48	48"	5000	3500	2350	48 X 64	72 X 96	46.75 X 64	7.5"	55"
LPT4W-060-48	48"	6000	3500	2350	48 X 64	72 X 96	46.75 X 64	7.5"	55"
LPT4W-020-60	60"	2000	2000	1500	48 X 84	72 X 108	46.75 X 84	8"	68"
LPT4W-025-60	60"	2500	2500	2000	48 X 84	72 X 108	46.75 X 84	8"	68"
LPT4W-030-60	60"	3000	3000	2000	48 X 84	72 X 108	46.75 X 84	8"	68"
LPT4W-035-60	60"	3500	3000	2000	48 X 84	72 X 108	46.75 X 84	8"	68"
LPT4W-040-60	60"	4000	3000	2000	48 X 84	72 X 108	46.75 X 84	8"	68"
LPT4W-050-60	60"	5000	3500	2350	48 X 84	72 X 108	46.75 X 84	8"	68"
LPT4W-060-60	60"	6000	3500	2350	48 X 84	72 X 108	46.75 X 84	8"	68"

MAX-LIFT Standard Features and Options on Pages 11-12

MAX-LIFT SCISSOR LIFT TABLE *DOUBLE HIGH*



Made in Wisconsin

The Max-Lift Scissor Lift Table Double High, Long, and Wide (LPT Double High, Long, and Wide) are safe and efficient. This table series accommodates various applications and ensures that the product load is always at the right ergonomic height. The LPT Double High, Long, and Wide series is available in several different capacities, vertical travels, and platform sizes to accommodate any material handling need.

Specifications - DOUBLE HIGH MAX-LIFT TABLES

Model	Vertical Travel	Capacity (lbs)	Edge Loads		Platform		Base Frame	Height (+/- 0.125")	
			Static	Rolling	Standard	Maximum		Lowered	Raised
LPT-020-48-XXH	48"	2000	2000	1500	24 X 36	48 X 60	32 X 36	14.5"	62.5"
LPT-025-48-XXH	48"	2500	2500	2000	24 X 36	48 X 60	32 X 36	14.5"	62.5"
LPT-030-48-XXH	48"	3000	3000	2000	24 X 36	48 X 60	32 X 36	14.5"	62.5"
LPT-035-48-XXH	48"	3500	3000	2000	24 X 36	48 X 60	32 X 36	14.5"	62.5"
LPT-040-48-XXH	48"	4000	3000	2350	24 X 36	48 X 60	32 X 36	14.5"	62.5"
LPT-050-48-XXH	48"	5000	3500	2350	25 X 36	48 X 60	32 X 36	14.5"	62.5"
LPT-020-72-XXH	72"	2000	2000	1500	24 X 48	48 X 72	32 X 48	14.5"	86.5"
LPT-025-72-XXH	72"	2500	2500	2000	24 X 48	48 X 72	32 X 48	14.5"	86.5"
LPT-030-72-XXH	72"	3000	3000	2000	24 X 48	48 X 72	32 X 48	14.5"	86.5"
LPT-035-72-XXH	72"	3500	3000	2000	24 X 48	48 X 72	32 X 48	14.5"	86.5"
LPT-040-72-XXH	72"	4000	3000	2350	24 X 48	48 X 72	32 X 48	14.5"	86.5"
LPT-050-72-XXH	72"	5000	3500	2350	25 X 48	48 X 72	32 X 48	14.5"	86.5"
LPT-020-96-XXH	96"	2000	2000	1500	25 X 64	48 X 88	32 X 64	15"	111"
LPT-025-96-XXH	96"	2500	2500	2000	25 X 64	48 X 88	32 X 64	15"	111"
LPT-030-96-XXH	96"	3000	3000	2000	25 X 64	48 X 88	32 X 64	15"	111"
LPT-035-96-XXH	96"	3500	3000	2000	25 X 64	48 X 88	32 X 64	15"	111"
LPT-040-96-XXH	96"	4000	3000	2000	26 X 64	48 X 88	32 X 64	15"	111"
LPT-020-120-XXH	120"	2000	2000	1500	26 X 84	48 X 108	32 X 84	16"	136"
LPT-025-120-XXH	120"	2500	2500	2000	26 X 84	48 X 108	32 X 84	16"	136"
LPT-030-120-XXH	120"	3000	3000	2000	26 X 84	48 X 108	32 X 84	16"	136"
LPT-035-120-XXH	120"	3500	3000	2000	26 X 84	48 X 108	32 X 84	16"	136"
LPT-040-120-XXH	120"	4000	3000	2000	26 X 84	48 X 108	32 X 84	16"	136"

MAX-LIFT Standard Features and Options on Pages 11-12

MAX-LIFT SCISSOR LIFT TABLE DOUBLE LONG



Made in Wisconsin

The Max-Lift Scissor Lift Table Double High, Long, and Wide (LPT Double High, Long, and Wide) are safe and efficient. This table series accommodates various applications and ensures that the product load is always at the right ergonomic height. The LPT Double High, Long, and Wide series is available in several different capacities, vertical travels, and platform sizes to accommodate any material handling need.

Specifications - DOUBLE LONG MAX-LIFT TABLES

Model	Vertical Travel	Capacity (lbs)	Edge Loads		Platform		Height (+/- 0.125")	
			Static	Rolling	Standard	Maximum	Lowered	Raised
LPT-020-36-XXL	36"	2000	2000	1500	26 x 96	48 x 144	7.25"	43"
LPT-030-36-XXL	36"	3000	3000	2000	26 x 96	48 x 144	7.25"	43"
LPT-040-36-XXL	36"	4000	3000	2350	26 x 96	48 x 144	7.25"	43"
LPT-060-36-XXL	36"	6000	3500	2350	26 x 96	48 x 144	7.25"	43"
LPT-080-36-XXL	36"	8000	3500	2350	26 x 96	48 x 144	7.25"	43"
LPT-100-36-XXL	36"	10000	3500	2350	26 x 96	48 x 144	7.25"	43"
LPT-120-36-XXL	36"	12000	3500	2350	26 x 96	48 x 144	7.25"	43"
LPT-020-48-XXL	48"	2000	2000	1500	27 x 130	48 x 192	7.5"	55"
LPT-030-48-XXL	48"	3000	3000	2000	27 x 130	48 x 192	7.5"	55"
LPT-040-48-XXL	48"	4000	3000	2350	27 x 130	48 x 192	7.5"	55"
LPT-060-48-XXL	48"	6000	3500	2350	27 x 130	48 x 192	7.5"	55"
LPT-080-48-XXL	48"	8000	3500	2350	27 x 130	48 x 192	7.5"	55"
LPT-100-48-XXL	48"	10000	3500	2350	27 x 130	48 x 192	7.5"	55"
LPT-120-48-XXL	48"	12000	3500	2350	27 x 130	48 x 192	7.5"	55"
LPT-020-60-XXL	60"	2000	2000	1500	27 x 170	48 x 216	8"	68"
LPT-030-60-XXL	60"	3000	3000	2000	27 x 170	48 x 216	8"	68"
LPT-040-60-XXL	60"	4000	3000	2350	27 x 170	48 x 216	8"	68"
LPT-060-60-XXL	60"	6000	3500	2350	27 x 170	48 x 216	8"	68"
LPT-080-60-XXL	60"	8000	3500	2350	27 x 170	48 x 216	8"	68"
LPT-100-60-XXL	60"	10000	3500	2350	27 x 170	48 x 216	8"	68"
LPT-120-60-XXL	60"	12000	3500	2350	27 x 170	48 x 216	8"	68"

MAX-LIFT Standard Features and Options on Pages 11-12

MAX-LIFT SCISSOR LIFT TABLE DOUBLE WIDE



Made in Wisconsin

The Max-Lift Scissor Lift Table Double High, Long, and Wide (LPT Double High, Long, and Wide) are safe and efficient. This table series accommodates various applications and ensures that the product load is always at the right ergonomic height. The LPT Double High, Long, and Wide series is available in several different capacities, vertical travels, and platform sizes to accommodate any material handling need.

Specifications - DOUBLE WIDE MAX LIFT TABLES

Model	Vertical Travel	Capacity (lbs)	Edge Loads		Platform		Height (+/- 0.125")	
			Static	Rolling	Standard	Maximum	Lowered	Raised
LPT-020-36-XXW	36"	2000	2000	1500	48 x 50	96 x 74	7.25"	43"
LPT-030-36-XXW	36"	3000	3000	2000	48 x 50	96 x 74	7.25"	43"
LPT-040-36-XXW	36"	4000	3000	2350	48 x 50	96 x 74	7.25"	43"
LPT-060-36-XXW	36"	6000	3500	2350	48 x 50	96 x 74	7.25"	43"
LPT-080-36-XXW	36"	8000	3500	2350	48 x 50	96 x 74	7.25"	43"
LPT-100-36-XXW	36"	10000	3500	2350	48 x 50	96 x 74	7.25"	43"
LPT-120-36-XXW	36"	12000	3500	2350	48 x 50	96 x 74	7.25"	43"
LPT-020-48-XXW	48"	2000	2000	1500	50 X 66	96 X 98	7.5"	55"
LPT-030-48-XXW	48"	3000	3000	2000	50 X 66	96 X 98	7.5"	55"
LPT-040-48-XXW	48"	4000	3000	2350	50 X 66	96 X 98	7.5"	55"
LPT-060-48-XXW	48"	6000	3500	2350	50 X 66	96 X 98	7.5"	55"
LPT-080-48-XXW	48"	8000	3500	2350	50 X 66	96 X 98	7.5"	55"
LPT-100-48-XXW	48"	10000	3500	2350	50 X 66	96 X 98	7.5"	55"
LPT-120-48-XXW	48"	12000	3500	2350	50 X 66	96 X 98	7.5"	55"
LPT-020-60-XXW	60"	2000	2000	1500	50 X 86	96 X 110	8"	68"
LPT-030-60-XXW	60"	3000	3000	2000	50 X 86	96 X 110	8"	68"
LPT-040-60-XXW	60"	4000	3000	2350	50 X 86	96 X 110	8"	68"
LPT-060-60-XXW	60"	6000	3500	2350	50 X 86	96 X 110	8"	68"
LPT-080-60-XXW	60"	8000	3500	2350	50 X 86	96 X 110	8"	68"
LPT-100-60-XXW	60"	10000	3500	2350	50 X 86	96 X 110	8"	68"
LPT-120-60-XXW	60"	12000	3500	2350	50 X 86	96 X 110	8"	68"

MAX-LIFT Standard Features and Options on Pages 11-12

MAX-LIFT HEAVY DUTY SCISSOR LIFT TABLE



Made in Wisconsin

The workhorse, Max-Lift Heavy Duty Scissor Lift Table (XLPT), is an excellent choice when workload capacities of 8,000lb or 10,000lb are required. The Max-Lift Heavy Duty Scissor Lift Table comes standard with a 2-HP triple-duty motor and two or three lift cylinders. Built-in safety bars and a push-button magnetic control are also standard with the XLPT.

Specifications

Model	Vertical Travel	Capacity (lbs)	Height (+/- 0.125")		Up Speed (sec)	Base Frame	Motor (hp)	Voltage
			Lower	Upper				
XLPT-080-36	34.5"	8,000	9.5"	44"	29	36" x 48"	2	230 or 460, 3 phase
XLPT-100-36	34.5"	10,000	9.5"	44"	44	36" x 48"	2	230 or 460, 3 phase

STANDARD FEATURES AND OPTIONS FOR ALL MAX-LIFT TABLES

Standard Features

- Trapped Top and Bottom Scissor Arms
- Grease Fittings on Pivot Points and Cam Rollers
- Magnetic Backed Hand Control Box
- Upper Lift Limit Switch
- Built-In Maintenance Bars
- All Welded Construction Meets AWS Standards
- High-Quality Cam Rollers, Pivot Pins, and Bearings
- Motor and Controls are Easily Accessible
- Superior Fit and Finish
- Ergonomically Designed to Reduce Awkward Bending and Lifting
- Max-Lift Product Warranty; 2 Year Parts Warranty, 5 Year Structure Warranty, and a 90 Day Labor Warranty

Options

- Foot Controls
- Accordion Safety Skirt
- Lowering Beeper
- Fork Pockets
- Custom Tops

MAX-LIFT Options continued on page 12


MAX-LIFT SCISSOR LIFT TABLE OPTIONS

Square or Round Turn-Table



Made in Wisconsin

Power Rotation Available



Tapered Toe Guards for In-Floor Applications




Semi-Live with Dolly Jack

D.C. Operated Lift Table Manual or Self-Propelled



Conveyor Top Powered or Gravity



Caster Frame Assembly (Available on Low Profile (shown) or Standard Height Design)

SCISSOR LIFT TABLE MEDIUM DUTY



The Max-M22/Max-M33 (M22/M33) ergonomic design and economical price make it ideal for many material handling applications. The Max-M22/Max-M33 features a 36" vertical travel, four standard top options, and is available with either a 2,200lb or 3,300lb capacity.



Made in Wisconsin



Specifications

Model	Vertical Travel	Capacity (lbs)	Height (+/- 0.125")		Platform Size	Up Speed (sec)	Base Frame	Motor (hp)	Voltage
			Lower	Upper					
Max-M22	36"	2,200	7.25"	43.25"	24" x 48"	18	24" x 48"	1.5	115
Max-M33	36"	3,300	7.25"	43.25"	24" x 48"	18	24" x 48"	1.5	115

Standard Features

- Trapped Top and Bottom Scissor Arms
- Lifetime Lubricated Bearings
- Magnetic Backed Control Box with 10' Cord
- Built-In Maintenance Bars
- All Welded Construction Meets AWS Standards
- High-Quality Cam Rollers, Pivot Pins, and Bearings
- Motor and Controls are Easily Accessible
- Superior Fit and Finish
- Ergonomically Designed to Reduce Awkward Bending and Lifting

Options

- Foot Control
- Accordion Safety Skirt
- Casters
- Semi Live With Dolly Jack Handle
- Top Options
 - T1 - 36" x 48"*
 - T2 - 48" x 48"*
 - T3 - 42" x 60"*
 - T4 - Special

*Quick Ship

For a FAST Quote or More Information
Please Call
Toll-Free: 1-888-276-3386
Visit our Website: www.bandcip.com

G-SERIES SCISSOR LIFT TABLE LIGHT DUTY



**QUICK
SHIP**

The G-Series Lift Tables (2G/3G) are an economical solution for heavy-duty industrial applications. Available with 2,000lb or 3000lb capacity, the G-Series table can improve productivity and reduce injuries by placing loads at an ergonomic work height. Available in 4 models, the G-Series has the right table for your customer's application.

Specifications

Model	Capacity (lbs)	Platform Size	Base Size	Height (+/- 0.125")		Lift Speed (sec)	Motor (hp)	Weight (lbs)
				Lower	Upper			
2G-2849	2,000	28" x 49"	24.75" x 46"	8"	40"	18.5	1.7	400
2G-3849	2,000	38" x 49"	24.75" x 46"	8"	40"	18.5	1.7	425
3G-3049	3,000	30" x 49"	29.25" x 45"	8"	40"	28	1.7	530
3G-3849	3,000	38" x 49"	29.25" x 45"	8"	40"	28	1.7	550
3G-4848	3,000	48" x 48"	39" x 47"	8"	40"	28	1.7	650

Standard Features

- 2,000lb or 3,000lb Evenly Distributed Capacity
- Various Platform Sizes
- 1.7 HP Motor
- Internal Power Unit
- Electric Safety Bar (Prevents Lowering Obstruction Contact)
- Push Button Control

Options

- Foot Control

**For a FAST Quote or More Information
Please Call
Toll-Free: 1-888-276-3386
Visit our Website: www.bandcip.com**

MAX-LIFT MOBILE LIFT TABLE



Made in Wisconsin

The Lift Products Mobile Cart (LPMC) is a hybrid mobile lift table, using our Max-Lift Table combined with a heavy-duty trans-axle system. The LPMC is made to order and is available with various platform sizes, shapes, and top designs.

Specifications

Model	Vertical Travel	Capacity (lbs)		Height (+/- 0.125")		Platform Size		Max Speed MPH
		Min	Max	Lower	Upper	Min	Max	
LPMC-24	24"	2,000	3,000	18.25"	42.25"	26" x 41"	48" x 60"	2.6
LPMC-36	36"	2,000	3,000	18.25"	54.25"	26" x 48"	48" x 72"	2.6
LPMC-48	48"	2,000	3,000	18.25"	66.25"	26" x 64"	48" x 84"	2.6

Standard Features

- Trapped Top and Bottom Scissor Arms
- Grease Fittings on Pivot Points and Cam Rollers
- Upper Lift Limit Switch
- Built-In Maintenance Bars
- All Welded Construction Meets AWS Standards
- High-Quality Cam Rollers, Pivot Pins, and Bearings
- Motor And Controls are Easily Accessible
- Superior Fit and Finish
- Ergonomically Designed to Reduce Awkward Bending and Lifting
- Max-Lift Product Warranty; 2 Year Parts Warranty, 5 Year Structure Warranty, and a 90 Day Labor Warranty

Options

- Die Handling Top
- Rotating Top
- Double Long
- Custom Platform Sizes
- Custom Platform
- Conveyor Top
- Top Side Walls (Fixed or Removable)
- Outboard Mounted Casters
- Accordion Safety Skirt

MAX-LIFT SELF-PROPELLED SCISSOR LIFT TABLE



The Max-Lift Self-Propelled Scissor Lift Table (LPT-MGV) is a self-propelled, electric hydraulic scissor lift table. The LPT-MGV is built-to-order and customized per your customer's requirements. The LPT-MGV is available in various platform shapes, sizes, and types, including conveyor, ball transfer, and stainless steel tops.



Made in Wisconsin

Specifications

Model	Vertical Travel	Capacity (lbs)		Height (+/- 0.125")		Platform Size	
		Min	Max	Lower	Upper	Min	Max
LPT-MGV-36	36"	2,000	6,000	12"	48"	24" x 48"	48" x 72"
LPT-MGV-48	48"	2,000	6,000	12"	60"	24" x 64"	48" x 96"
LPT-MGV-60	60"	2,000	6,000	12"	72"	24" x 84"	48" x 108"


Standard Features

- Trapped Top and Bottom Scissor Arms
- Grease Fittings on Pivot Points and Cam Rollers
- Magnetic Backed Control Box
- Upper Lift Limit Switch
- Built-In Maintenance Bars
- All Welded Construction Meets AWS Standards
- High-Quality Cam Rollers, Pivot Pins, and Bearings
- Motor And Controls are Easily Accessible
- Superior Fit and Finish
- Ergonomically Designed To Reduce Awkward Bending and Lifting
- Max-Lift Product Warranty; 2 Year Parts Warranty, 5 Year Structure Warranty, and a 90 Day Labor Warranty
- Power Train Protection 3-years or 3,000 hours

Options

- Custom Platform Sizes
- Custom Platform
- Conveyor Top
- Ball Transfer Top
- Top Side Walls (Fixed or Removable)
- UHMW Top
- Rotating Top
- Stainless Steel Top
- Accordion Safety Skirt

MAX-TILT HYDRAULIC TILT UPENDER



Made in Wisconsin

Lift Products has been designing and building custom upenders for over 20 years. The Max-Tilt Hydraulic Upender (LPTT-UP) tilts loads 90° and has load capacities ranging from 2,000lb to 10,000lbs. The custom-built Max-Tilt Hydraulic Upender can lift, tilt, rotate, push, convey, and propel materials per your customer's material handling application.

Specifications

Model	Capacity (lbs)	Platform Size		Height Lowered	HP
		Min	Max		
LPTT-UP-20-90	2,000	24" x 36"	Contact Factory	10"	1.5
LPTT-UP-40-90	4,000	24" x 36"	Contact Factory	10"	1.5
LPTT-UP-60-90	6,000	24" x 36"	Contact Factory	10"	1.5
LPTT-UP-80-90	8,000	36" x 36"	Contact Factory	12"	2.0
LPTT-UP-100-90	10,000	36" x 36"	Contact Factory	12"	2.0

Standard Features


- Push Button Hand Controls
- Tilt Limit Switch
- Magnetic Backed Control Box
- Built-In Maintenance Bars
- Superior Fit and Finish
- Max-Lift Product Warranty; 2 Year Parts Warranty, 5 Year Structure Warranty, and a 90 Day Labor Warranty

Options

- Raised Base
- Adjustable Tilt Limit Switch
- Lowering Beeper
- Remote Power Unit
- Call Factory for additional custom options



MAX-TILT HYDRAULIC TABLE



Made in Wisconsin

The Max-Tilt Hydraulic-Table (LPTT) is an excellent choice for improved access, parts handling, and assembly work. The LPTT has a 2,000lb to 6,000lbs capacity, tilts of 45°, 60°, and 90°, and is available with several standard platform sizes. Additional customization is available to meet specific material handling requirements.

Specifications

Model	Capacity (lbs)	Max. Top	Lowered Height	Tilt	Motor (hp)
LPTT-20-45 (1-4)	2,000	Contact Factory	10"	45	1.5
LPTT-40-45 (1-4)	4,000	Contact Factory	10"	45	1.5
LPTT-60-45 (1-4)	6,000	Contact Factory	10"	45	1.5
LPTT-20-90 (1-4)	2,000	Contact Factory	10"	90	1.5
LPTT-40-90 (1-4)	4,000	Contact Factory	10"	90	1.5
LPTT-60-90 (1-4)	6,000	Contact Factory	10"	90	1.5

Standard Features

- Push-Button Magnetic Back Control Box with 6' Cord
- Control Box Includes a Magnetic Starter, Transformer, Thermal Overload and Fuses
- 10' Power Cord (Connector Not Included)
- Hydraulic Gear Pump with Check Valve, Solenoid Valve, Filter, and Velocity Fuse
- Smooth Steel Deck With 4" High Lip on the Hinge End
- High-Quality Chrome-Plated Cylinder
- Designed for Surface or Lift Table Mounting.
- Powered Up, Gravity Down
- Tilt Limit Switch
- Color: Yellow Top with Blue Frame
- A 30-Amp Dedicated Circuit Required for 115V Operation
- Quality Fit and Finish
- Max-Lift Product Warranty; 2 Year Parts Warranty, 5 Year Structure Warranty, and a 90 Day Labor Warranty

Options

- Foot Controls
- Remote Power Unit
- Accordion Safety Skirt
- Adjustable Tilt Limit Switch
- Raised Base
- Custom Size Platforms
- Lowering Beeper
- Call Factory for additional custom options

**For a FAST Quote or More Information
Please Call**

Toll-Free: 1-888-276-3386

Visit our Website: www.bandcip.com

MAX-LIFT AND TILT TABLE



Made in Wisconsin

The Max-Lift & Tilt Table (LPTTL) is an excellent choice for improved access, parts handling, and assembly work. The Max-Lift & Tilt Table has a 2,000lb to 5,000lbs capacity, tilts of 45°, 60°, and 90° and is available with several standard platform sizes. Additional customization is available to meet specific material handling requirements.

Specifications

Max-Lift & Tilt 45° w/ 1.5 HP Motor

Model	Capacity (lbs)	Platform Size		Height Lowered	Height Raised	Base Size
		Min	Max			
LPTTL-20-45-36	2,000	24" x 48"	48" x 60"	17"	53"	24" x 48"
LPTTL-20-45-48	2,000	25" x 64"	48" x 64"	17"	65"	25" x 64"
LPTTL-40-45-36	4,000	24" x 48"	48" x 60"	17"	53"	24" x 48"
LPTTL-40-45-48	4,000	25" x 64"	48" x 64"	17"	65"	25" x 64"
LPTTL-50-45-36	5,000	24" x 48"	48" x 60"	17"	53"	24" x 48"
LPTTL-50-45-48	5,000	25" x 64"	48" x 64"	17"	65"	25" x 64"

Max-Lift & Tilt 60° w/ 1.5 HP Motor

Model	Capacity (lbs)	Platform Size		Height Lowered	Height Raised	Base Size
		Min	Max			
LPTTL-20-60-36	2,000	24" x 48"	48" x 60"	17"	53"	24" x 48"
LPTTL-20-60-48	2,000	25" x 64"	48" x 64"	17"	65"	25" x 64"
LPTTL-30-60-36	3,000	24" x 48"	48" x 60"	17"	53"	24" x 48"
LPTTL-30-60-48	3,000	25" x 64"	48" x 64"	17"	65"	25" x 64"
LPTTL-40-60-36	4,000	24" x 48"	48" x 60"	17"	53"	24" x 48"
LPTTL-40-60-48	4,000	25" x 64"	48" x 64"	17"	65"	25" x 64"

Max-Lift & Tilt 90° w/ 1.5 HP Motor

Model	Capacity (lbs)	Platform Size		Height Lowered	Height Raised	Base Size
		Min	Max			
LPTTL-20-90-36	2,000	24" x 48"	48" x 60"	17"	53"	24" x 48"
LPTTL-20-90-48	2,000	25" x 64"	48" x 64"	17"	65"	25" x 64"
LPTTL-30-90-36	3,000	24" x 48"	48" x 60"	17"	53"	24" x 48"
LPTTL-30-90-48	3,000	25" x 64"	48" x 64"	17"	65"	25" x 64"
LPTTL-40-90-36	4,000	24" x 48"	48" x 60"	17"	53"	24" x 48"
LPTTL-40-90-48	4,000	25" x 64"	48" x 64"	17"	65"	25" x 64"

Standard Features

- Trapped Top and Bottom Scissor Arms
- Grease Fittings on Pivot Points and Cam Rollers
- Magnetic Backed Hand Control Box
- Built-In Maintenance Bars
- Superior Fit and Finish
- Lift and Limit Tilt Switch
- Max-Lift Product Warranty; 2 Year Parts Warranty, 5 Year Structure Warranty, and a 90 Day Labor Warranty

GUARDIAN STANDARD SCISSOR LIFT TABLE



The Guardian Standard Scissor Lift Table (LPB) is an ergonomically designed workstation that ensures the operator's health, safety, and comfort. The Guardian Standard Table features load capacities of 1,100lb and is available with several different platform sizes and vertical travels.

Specifications

Model	Vertical Travel	Capacity (lbs)	Height		Platform Size	Base Frame	Lift Speed
			Lower	Raised			
LPB-10-0	23.25"	1,100	7.875"	31"	31.5" x 39.375"	29.5" x 39.375"	9 sec
LPB-10-1	31.5"	1,100	7.875"	39.375"	31.5" x 49.25"	29.5" x 49.25"	11 sec
LPB-10-2	31.5"	1,100	7.875"	39.375"	39.375" x 49.25"	29.5" x 49.25"	11 sec
LPB-10-3	39.375"	1,100	8.625"	48"	31.5" x 59"	29.5" x 59"	15 sec
LPB-10-4	39.375"	1,100	8.625"	48"	39.375" x 59"	29.5" x 59"	15 sec

Standard Features

- Upper Platform Fitted with an Aluminum Safety Bar to Prevent Obstruction Descent
- Low Tension 24V Controls with Up/Down Buttons, Including Re-Set Button
- Internal Power Pack Equipped with a Relief Valve Against Overloading and Compensated Flow Valve for Controlled Lowering Speed. An Electronic System controls the Electric Circuit
- Single-Acting Cylinders with Drainage System and Check Valve to Stop the Lift from Lowering in Case of Hose Burst
- Safety Clearance Between Scissors to Prevent Trapping During Operations
- Self-Lubricating Bushings on Pivot Points
- Mechanical Block Bars for Maintenance Safety
- Removable Lifting Eye to Facilitate Handling and Installation of the Lift Table
- Quality Fit and Finish

Options



Foot Controls

GUARDIAN LOW PROFILE SCISSOR LIFT TABLE



The Guardian Low Profile Scissor Lift Table (LPBL) represents the best in lift table safety with standard features that surpass other competitive lift tables. This low-profile table features load capacities of 1,100lb to 3,300lbs and a lowered height of 3.25" / 3.625", providing flexibility for any operator height differences and tall pallet applications.

Specifications

Model	Vertical Travel	Capacity (lbs)	Height		Platform Size	Lift Speed (sec)
			Lower	Raised		
LPBL-10-1	30.75"	1,100	3.25"	34"	31.5" X 55"	10
LPBL-10-2	30.75"	1,100	3.25"	34"	39.5" X 55"	10
LPBL-20-1	30.75"	2,200	3.25"	34"	31.5" X 55"	18
LPBL-20-2	30.75"	2,200	3.25"	34"	39.5" X 55"	18
LPBL-30-1	29.5"	3,300	3.625"	33.125"	31.5" X 61"	25
LPBL-30-2	29.5"	3,300	3.625"	33.125"	39.5" X 61"	25

Standard Features

- Upper Platform Fitted with an Aluminum Safety Bar To Prevent Obstruction Descent
- Low Tension 24V Controls with Up/Down Buttons, Including Re-Set Button
- External Power Pack Equipped with a Relief Valve Against Overloading and Compensated Flow Valve for Controlled Lowering Speed
- An Electronic System Controls Electric Circuits. The Power Pack is Supplied with 8' Long Hoses.
- Quality Fit and Finish
- Single-Acting Cylinders with Drainage System and Check Valve to Stop the Lift From Lowering in Case of Hose Burst
- Safety Clearance Between Scissors to Prevent Trapping During Operations
- Self-Lubricating Bushings on Pivot Points
- Mechanical Block Bars for Maintenance Safety
- Removable Lifting Eye to Facilitate Handling and Installation of the Lift Table

Options



Foot Controls

GUARDIAN LOW PROFILE U-LIFT SCISSOR TABLE



The Guardian Low Profile U-Lift Scissor Table (LPBLU) features a U-shaped platform, making it ideal for handling wire baskets, containers, and open bottom wooden pallets. This low-profile table is available in both 2,200lb or 3,300lb capacities and can be directly loaded using a 21" pallet truck eliminating the need for additional equipment or loading ramps.

Specifications

Model	Vertical Travel	Capacity (lbs)	Height		Platform Size	Lift Speed (sec)
			Lower	Raised		
LPBLU-20-1	30.75"	2,200	3.125"	33.875"	44.875" x 56"	18
LPBLU-30-1	29.5"	3,300	3.625"	33.125"	45.625" x 59.875"	25

Standard Features

- Upper Platform Fitted with an Aluminum Safety Bar to Prevent Obstruction Descent
- Low Tension 24V Controls with Up/Down Buttons, Including Re-Set Button
- External Power Pack Equipped with a Relief Valve against Overloading and Compensated Flow Valve for Controlled Lowering Speed
- An Electronic System Controls Electric Circuits. The Power Pack is Supplied with 8' Long Hoses
- Single-Acting Cylinders with Drainage System and Check Valve to Stop the Lift from Lowering in Case of Hose Burst
- Safety Clearance Between Scissors to Prevent Trapping During Operations
- Self-Lubricating Bushings on Pivot Points
- Mechanical Block Bars for Maintenance Safety
- Removable Lifting Eye to Facilitate Handling and Installation of the Lift Table
- Quality Fit and Finish

Options



Foot Controls

GUARDIAN LOW PROFILE E-LIFT SCISSOR TABLE



The Guardian Low Profile E-Lift Scissor Table (LPBLE) features an E-shaped platform designed for open bottom pallets, skids, and containers. The E-Lift has a 2,200lb capacity and 28.9" center opening making it easy to load using a standard 27" pallet truck.

Specifications

Model	Vertical Travel	Capacity (lbs)	Height		Platform Size	Lift Speed (sec)
			Lower	Raised		
LPBLE-20-1	30.75"	2,200	3.125"	33.875"	55.87" x 50"	18

Standard Features

- Upper Platform Fitted with an Aluminum Safety Bar to Prevent Obstruction Descent
- Low Tension 24V Controls with Up/Down Buttons, Including Re-Set Button
- External Power Pack Equipped with a Relief Valve against Overloading and Compensated Flow Valve for Controlled Lowering Speed
- An Electronic System Controls Electric Circuits. The Power Pack is Supplied with 8' Long Hoses
- Single-Acting Cylinders With Drainage System and Check Valve to Stop the Lift from Lowering in Case of Hose Burst
- Safety Clearance Between Scissors to Prevent Trapping During Operations
- Self-Lubricating Bushings on Pivot Points
- Mechanical Block Bars for Maintenance Safety
- Removable Lifting Eye to Facilitate Handling and Installation of the Lift Table
- Quality Fit and Finish

Options



Foot Controls

GUARDIAN LIFT N' SPIN SCISSOR TABLE



The Guardian Lift N' Spin Scissor Table (LPBL-LS) is an ergonomically designed workstation designed for the operator's health, safety, and comfort. Like the Guardian Low Profile table, The Lift N' Spin has an added workstation benefit of a 45" diameter rotating top. With a lowered height of 4.25" and our exclusive auto transition plate, the Lift N' Spin is quickly loaded. This low-profile table has a load capacity of 2,000lb and a 30.75" vertical travel, delivering an excellent lift table value.

Specifications

Model	Vertical Travel	Capacity (lbs)	Height		Platform Size	Lift Speed (sec)
			Lower	Raised		
LPBL-20-2-LS	30.75"	2,000	4.25"	35"	39.5" x 55"	18


Standard Features

- Exclusive Auto-Ramp Allows for a Smooth Transition Onto the Rotating Top, Which Automatically Lowers When Raised 1/4," allowing for Pallet Rotation
- Auto Retention Brake Engages in Lowered Position
- Upper Platform Fitted with an Aluminum Safety Bar to Prevent Obstruction Descent
- Low-Tension 24V Controls With Up/Down Buttons, Including Re-Set Button
- Upper Limit Switch
- Single-Acting Cylinders with a Check Valve to Stop Table Descent in Case of Hose Burst
- Safety Clearance Between Scissors to Prevent Trapping During Operations
- Self-Lubricating Bushings on Pivot Points
- Mechanical Block Bars for Maintenance Safety
- Quality Fit and Finish

Options



Foot Controls



Loading Ramp

SCISSOR LIFT TABLE STAINLESS STEEL



Ergonomically designed for clean-in-place wash-down, the Stainless-Steel Scissor Lift Table (SXT) is perfect for the food, chemical, and pharmaceutical industries. Constructed with T304 stainless-steel and a pickle passivated finish, the SXT includes dual hydraulic lift cylinders, a self-contained power unit, and is USDA-Approved.

Specifications

Model	Capacity (lbs)	Height	
		Lower	Raised
SXT-040-36	4,000	9"	36"

Standard Features

- Heavy Duty T304 Stainless Steel Construction
- USDA Approved
- Dual Low-Pressure Hydraulic Cylinders
- Hand Pendant Up/Down Control
- White Epoxy SST Powder-Coated Cylinders
- Suitable for Heavy Washdown Areas
- Passivated Sanitary Finish for In-Place Wash Down
- All Dead-End Spaces Eliminated
- Self-Contained Stainless-Steel Enclosed Power Unit
- Food Grade Oil

Options



Foot Controls



Rotating Top



Stainless Cylinders

For a FAST Quote or More Information
Please Call
Toll-Free: 1-888-276-3386
Visit our Website: www.bandcip.com

SCISSOR GROUND ENTRY LIFT TABLE STAINLESS STEEL



The USDA-approved Scissor Ground Entry Stainless-Steel Lift Table (SXTLP) is heavily constructed using T304 stainless steel and a pickle passivated finish. Ergonomically designed for clean-in-place/heavy wash-down areas, the SXTLP is ideal for food, chemical, and pharmaceutical industry use. The SXTLP has a low-profile design for pallet truck loading, eliminating the need for additional equipment and loading ramps.

Specifications

Model	Capacity (lbs)	Raised Height
SXTLP-25	2,500	37"

Standard Features

- Heavy Duty T304 Stainless Steel Construction
- USDA Approved
- Dual Low-Pressure Hydraulic Cylinders Fully Enclosed
- White Epoxy SST Powder-Coated Cylinders
- Suitable for Heavy Washdown areas
- Passivated Sanitary Finish for in Place Wash Down
- All Dead-End Spaces Eliminated
- Self-Contained Stainless-Steel Enclosed Power Unit
- Low Profile Design for Pallet Truck Loading and Unloading Without a Ramp
- Narrow 2.5" Wide Sides for Easy Loading and Unloading. Accommodates 42" X 48" Pallets

**For a FAST Quote or More Information
Please Call**

Toll-Free: 1-888-276-3386

Visit our Website: www.bandcip.com

ROTO-MAX WORK POSITIONER ROTATING SCISSOR STAINLESS STEEL



The Roto-Max Stainless-Steel (RTMX-SS) ergonomic design is an excellent choice for many material handling applications. The Roto-Max positions products at an ideal height, while the 360-degree rotating top gives workers easy load access without stretching or walking around the table. The RTMX-SS is available in several capacities and has stainless-steel options for use in the food and pharmaceutical industries, including a stainless steel base frame, bearings, rotating sub-top and top, Steel-It® Paint, a remote power unit, and water resistance package.

Specifications

Model	Capacity (lbs)	Height		Platform Size	Lift Speed (sec)	Base Frame	Motor (hp)	Voltage
		Lower	Upper					
RTMX-25-HS-SS*	2,500	6.5"	32.5"	43" Dia.	10	30" x 45"	1.5	115
RTMX-30-SS*	3,000	6.5"	32.5"	43" Dia.	14	30" x 45"	1.5	115
RTMX-35-SS*	3,500	6.5"	32.5"	43" Dia.	19	30" x 45"	2	230/460

*Stainless Steel/Steel-It Paint for "Wash Down Applications"

Standard Features

- Trapped Top and Bottom Scissor Arms
- Grease Fittings On Pivot and Cam Rollers
- Magnetic Backed Hand Control Box
- Built-In Maintenance Bars
- Cylinders With Internal Stops, Hard Chrome-Plated, Polished Shafting, Hydraulic Cylinder Piston Rods
- Surfaces Degreased, Descaled, and Finished
- 10ft Power Cord
- Ergonomically Designed
- Height Adjustable to Operators' Requirements
- 360° Manual Rotating Top Avoids Stretching or Walk Around
- 6.5" Lowered Height Allows Easy Access to the Top Layer
- 32.5" Raised Height Places the First Layer at an Ideal Height
- Max-Lift Product Warranty; 2 Year Parts Warranty, 5 Year Structure Warranty, and a 90 Day Labor Warranty

Options



Stainless Steel Base Frame

- Stainless Steel Bearings
- Stainless Steel Rotating Top



Stainless Steel Rotating Square Top

- Stainless Steel Sub Top
- Steel-It Paint



Remote Power Unit In Stainless Steel Box

- Water Resistance Package
- Waterproof Lift Limit Switch

LEVEL LOADER STAINLESS STEEL



The Level Loader LPSL-44 Stainless-Steel (LPSL-44-PSS) is an economical lift table for pallet building and work positioning. The LPSL-44-PSS is a simple, self-leveling table that uses a spring system to raise and lower product loads. The LPSL-44-PSS is available with a stainless-steel frame and galvanized springs, standard fork pockets for quick repositioning, and a 360-degree rotational turntable.

Specifications

Model	Capacity (lbs)		Height		Platform Size	Base Frame
	Min	Max	Lower	Raised		
LPSL-44-PSS	440	4,400	9.5"	28"	43" Dia.	36.6" x 45.25"

Standard Features

- Stainless Steel Frame
- Galvanized Springs
- Fork Pockets for Easy Relocation by Fork Truck
- Wide Base for Exceptional Free-Standing Stability
- Low Friction Bearing Supported Turntable for Nearside Loading and Unloading

**For a FAST Quote or More Information
Please Call
Toll-Free: 1-888-276-3386
Visit our Website: www.bandcip.com**

MAXX-MINI MOBILE FOOT PUMP LIFT TABLE STAINLESS STEEL



The MML-PSS lift cart is an economical and convenient solution for lifting, transporting, assembly work, order picking, and die handling. Ergonomically designed the Maxx-Mini Lifter increases productivity while reducing employee injuries. With a passivated stainless-steel finish, the MML-PSS is perfect for wash-down applications and corrosive environments.

Specifications

Model	Vertical Travel	Capacity (lbs)	Height		Platform Size	Weight (lbs)
			Min	Max		
MML-15-PSS	19"	330	9"	28"	17.7" x 27.5"	101
MML-25-DPSS	37"	770	14"	51"	20" x 36"	225
MML-50-PSS	23.6"	1,100	11"	34.6"	19.7" x 33.5"	179

Standard Features

- Various Capacities for Evenly Distributed Loads
- Various Table Sizes
- Poly Casters
- Foot-Operated Pump with Lift Limit by Base

**For a FAST Quote or More Information
Please Call
Toll-Free: 1-888-276-3386
Visit our Website: www.bandcip.com**

MAXX-JACK ELECTRIC HIGH LIFT STAINLESS STEEL



The Maxx-Jack Electric High Lift Stainless-Steel (MJHLE-SS) is perfect for lifting skids, plastic pallets, wire baskets, and open bottom containers in the food, beverage, and pharmaceutical industries. The 12V electrical system includes a battery and remote charger. The standard automatic floor lock prevents the unit from moving while in the raised position.

Specifications

Model	Capacity (lbs)	Fork Length	Fork Width	Lowered Height	Raised Height
MJHLE-W22-SS	2,200	45"	27"	3.25"	31.5"

Standard Features

- 2,200lb Capacity
- 12V DC Electrical System
- In Handle Push-Button Lift and Lower
- Automatic Floor Lock
- 3" Poly Load Wheels
- 6" Poly Steer Wheels

**For a FAST Quote or More Information
Please Call
Toll-Free: 1-888-276-3386
Visit our Website: www.bandcip.com**

MOTO-TUGGER MEDIUM DUTY



The Moto-Tugger Medium Duty (MC-TG-LT) is available with a 1,500lb or 4,000lb tow capacity. This medium-duty tugger has an ergonomic control head with right and left-hand controls and a wrap-around hand guard with a comfort grip. A three-position adjustable control head accommodates a range of operator heights.

Specifications

Model	Capacity (lbs)	Width	Length	Height	Weight (lbs)
MC-TG-LT	1500	20.5"	54.1" OAL	34.5" - 41.4"	215
MC-TG-LT-HD	4000	20.5"	54.1" OAL	44.5" - 50.4"	625

Standard Features

- 24V DC Transaxle Drive 0.5hp
- Rubber Treaded Pneumatic Tires
- Maintenance-Free 50AH Batteries, Built-In 110 VAC Plug-In Battery Charger
- S2 60 Minute Rated Electric Drive Motor
- Horn, Key Switch, Variable Throttle, Battery Gauge
- Frame Grab Hitch & Pin Style Hitch - Standard
- Pin Configuration Hitch Docking

Options



Power Hitch
(Only available on MC-TG-LT)

**For a FAST Quote or More Information
Please Call**

Toll-Free: 1-888-276-3386

or

Visit our Website: www.bandcip.com

MOTO-TUGGER HEAVY DUTY



Designed for the operator's safety, the Moto-Tugger HD Electric (MC-TG-HD) is ideal for pulling single or multiple cars. Numerous standard hitch types are available to suit a wide variety of applications. Easy to customize hitch plates are also available to suit a customer's specific application need. With a capacity of 3,500lb to 7,500lbs, the MC-TG-HD easily handles heavy loads.

Specifications

Model	Capacity (lbs)
MC-TG-HD	3500-5000
MC-TG-HD65	6,500
MC-TG-HD75	7,500

Standard Features

- 24V DC Trans-axle Articulated Drive
- Non-Marking Flat-Free Tires
- On-Board Charger 110V Input Voltage
- Variable Speed Control
- Key Switch
- LED Battery Discharge Indicator
- 24V Horn

Options



Pintle with Ball Hitch



Pintle Hook Type Hitch

For a FAST Quote or More Information

Please Call

Toll-Free: 1-888-276-3386

MOTO-CART SELF PROPELLED ELECTRIC PLATFORM TRUCK



The Moto-Cart Electric Platform Truck (MC) is a DC-powered self-propelled cart with a two-wheel drive and four casters. This flexible vehicle can travel over carpeting, tile, hard surfaces, and in and out of elevators. The MC is available in various capacities and platform sizes and has an internal trans-axle drive system that allows the cart to rotate.

Specifications

Model	Capacity (lbs)	Usable Deck	Max Incline	Speed	Ship Weight
MC-10-XS	1000	24" x 32"	6°	0-3MPH	235 lbs
MC-10-S	1500	25.5" x 40"	6°	0-3MPH	235 lbs
MC-10-S-Mail	1500	25.5" x 40"	6°	0-3MPH	245 lbs
MC-10-S2	2000	25.5" x 40"	6°	0-3MPH	255 lbs
MC-10-M	1500	25.5" x 49"	6°	0-3MPH	255 lbs
MC-10-M2	2000	25.5" x 49"	6°	0-3MPH	255 lbs
MC-10-L	1500	25.5" x 61"	6°	0-3MPH	255 lbs
MC-10-L2	2000	25.5" x 61"	6°	0-3MPH	255 lbs

Standard Features

- Standard Tire is Grooved, Air-Filled, Non-Marking Rubber
- Heavy-Duty 24V Electronics and Drive Motor
- Articulated Trans-axle Drive
- Center Wheel Drive for Easy Maneuvering
- On-Board Battery Charger
- L.E.D. Battery Level Gauge
- Freewheel Mode (when key is off and brake is released)
- Two Heavy-Duty Maintenance-Free Batteries 33 Amp each
- Anti-Skid Deck Mat
- Bumper Molding

Options

- Foam Filled Tires

For a FAST Quote or More Information

Please Call

Toll-Free: 1-888-276-3386

MOTO-CART SELF PROPELLED ELECTRIC PLATFORM TRUCK **HEAVY DUTY**



Designed for the operator's safety, the Moto-Tugger HD Electric Truck (MC-2-HD) is ideal for pulling single or multiple cars. Numerous standard hitch types are available to suit various applications. With a capacity of 1,500lb to 4,000lbs, the Moto-Tugger HD easily handles heavy loads.

Specifications

Model	Capacity (lbs)	Useable Deck	Max Incline	Speed	Batteries
MC2-HD15	1500	34.5" x 52"	6°	0-3MPH	(2) 35AH
MC2-HD20	2000	34.5" x 52"	6°	0-3MPH	(2) 44AH
MC2-HD30	3000	34.5" x 52"	6°	0-3MPH	(2) 44AH
MC2-HD40	4000	34.5" x 52"	6°	0-3MPH	(2) 44AH

Standard Features

- Standard Tire is Grooved, Air-Filled, Non-Marking Rubber
- Heavy-Duty 24V Electronics and Drive Motor
- Articulated Trans-axle Drive
- Center Wheel Drive for Easy Maneuvering
- On-Board Battery Charger
- L.E.D. Battery Level Gauge
- Freewheel Mode (when key is off and brake is released)
- Two Heavy-Duty Maintenance-Free Batteries 33 Amp each
- Anti-Skid Deck Mat
- Bumper Molding

Options

- Foam Filled Tires

**For a FAST Quote or More Information
Please Call
Toll-Free: 1-888-276-3386
or
Visit our Website: www.bandcip.com**

MOTO-CART JR. SELF PROPELLED ELECTRIC PLATFORM TRUCK



The Moto-Cart Jr. (JPMC) is an economical electric cart. The JPMC is available with a 1,000lb or 1,100lb capacity depending on the selected platform size. The JPMC is available with a short or wide chassis and with either a manual or electric lift.

Specifications

Model	Capacity (lbs)	Usable Platform
JPMC-11-SC	1,100	24" X 36"
JPMC-11	1,100	24" X 45.5"
JPMC-11-W	1,000	34" X 45.5"
JPMC-11-MLT	1,000	23" X 39.4"
JPMC-11-ELT	1,000	23" X 43"

Standard Features

- 24V Electrical System
- Durable Trans-axle Drive
- Maintenance Free Batteries with Built-In Charger (2-33 AH)
- Automatic Braking (Dynamic Regenerative)
- Automatic Parking Brake
- Stop Switch (Belly Bump)
- Variable Speed Control (Curtis 110 AMP)
- L.E.D. Battery Level Gauge
- 4-Wheel Unit, Pneumatic Drive Tires, Poly Casters
- Key Switch

Options

• Foam Filled Tires

• Tote Rack

CUSTOM LIFT TABLES AND ELECTRIC CARTS

Lift Products Inc.

Lift Products Inc. has been custom-building industrial and material handling equipment for over 20 years. Whether it's a lift table, tilter, electric cart, or a complete new material handling design, Lift Products can meet the need. Lift Products is a ready resource for custom material handling products. Either by modifying an existing product or creating a brand-new one, we offer solutions to address your material handling challenges. At Lift Products, we are very proud to provide you innovative, ergonomic solutions for your customer's unique material handling requirements. Please feel free to contact our product specialists through our Lift Products website, www.liftproducts.com, or by telephone at 1-888-276-3386 to discuss your custom material handling needs.



Custom Lift Tables

Lift Products Custom Lift Tables are built by modifying an existing standard table or designing a new table to meet a customer's unique application requirements. Our custom-designed lift tables accommodate various capacities, heights, rotations, tilting, platform sizes, and mobility. Please feel free to contact our product specialists through our Lift Products website, www.liftproducts.com, or by telephone at 1-888-276-3386 to discuss your custom material handling needs.

Custom Upenders

At Lift Products, upenders are custom built from the ground up. Working with your customer's specifications, we are happy to design a custom upender to meet the desired material handling application. Whether the need is for an upender with a V-cradle, a split deck, or a mounted conveyor, we are happy to build a safe, ergonomic, reliable product that will meet your customer's application requirements. Please feel free to contact our product specialists through our Lift Products website, www.liftproducts.com, or by telephone at 1-888-276-3386 to discuss your custom material handling needs.

Custom Electric Carts

Lift Product's custom electric carts are built by adapting existing designs or creating a completely new product using your customer's specific application requirements. Please feel free to contact our product specialists through our Lift Products website, www.liftproducts.com, or by telephone at 1-888-276-3386 to discuss your custom material handling needs.

LIFT PRODUCTS INC.

INNOVATIONS IN ERGONOMICS



LIFT PRODUCTS INC.

INNOVATIONS IN ERGONOMICS

TOLL FREE 1-888-276-3386
www.bandcip.com • sales@bandcip.com

